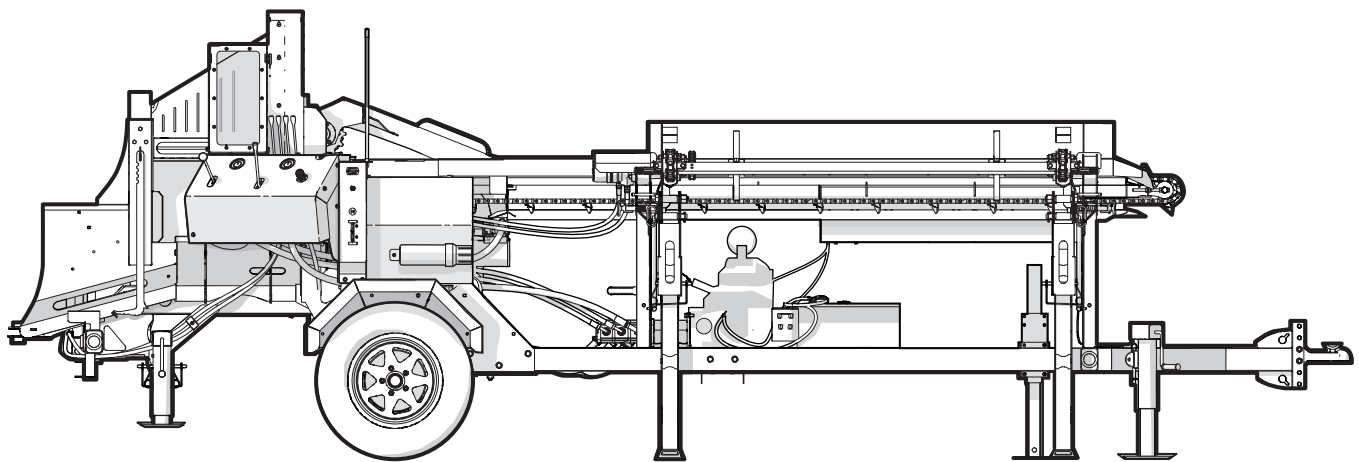


# PARTS MANUAL

---

Serial Number 2E9US1111JS080001 to 2E9US1111KS080028

## WP1624 TRAILER WOOD PROCESSOR



# Foreword

This Wallenstein parts manual is prepared to assist customers in ordering quality OEM replacement parts.

Regular maintenance combined with replacing old, worn or broken parts with the correct OEM parts is essential in prolonging the life of your Wallenstein product. Refer to this manual to identify replacement parts.

To order parts, contact your Wallenstein dealer or distributor. Have the product model and serial number handy.

If your dealer is no longer available, please go to our website: <http://wallensteinequipment.com> and click on the [Dealer Locator](#) to find the nearest dealer.

All information contained in this parts manual is current as per the revision date at the bottom of the page. Wallenstein reserves the right to change product specifications at any time without notice.

If your product specifications differ from those contained in this manual, contact Wallenstein for current information.

Reproduction of information in this parts manual is prohibited without prior written permission from Wallenstein Equipment Inc.

Wallenstein Equipment Inc. • © 2019

**! WARNING!**

Refer to the operators manual for safe operation and maintenance.

Maintenance should be performed by trained personnel only.

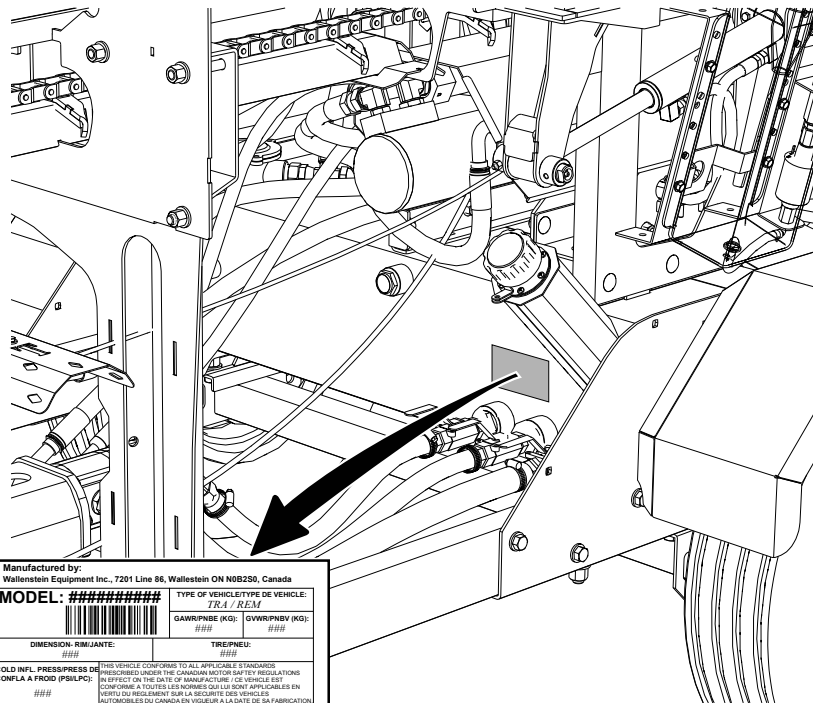
## Serial Number Location

Always provide the model and serial number of your Wallenstein product when ordering parts or requesting service or other information. This information is found on the product information plate as shown below.

Record your product information here for future reference.

Model \_\_\_\_\_

Serial Number \_\_\_\_\_



Manufactured by: Wallenstein Equipment Inc., 7201 Line 86, Wallenstein ON N0B2S0, Canada	
MODEL: #####	TYPE OF VEHICLE/TYPE DE VEHICULE: 721 / 723 M
	GAWR/PMBE (KG): 0VWR/PMBV (KG): ### ##
DIMENSION: RIM/JANTE: ###	TRE/PNEU: ###
<small>COLD INFL. PRESSURE DE CONFLA A FROID (PSI/LPC):</small> <small>THIS VEHICLE CONFORMS TO ALL APPLICABLE STANDARDS PRESCRIBED UNDER THE CANADIAN MOTOR SAFETY REGULATIONS IN EFFECT ON THE DATE OF MANUFACTURE / CE VEHICULE EST CONFORME A TOUTES LES NORMES D'ALTA SONT APPLICABLES EN VERTU DU REGLEMENT SUR LA SECURITE DES VEHICULES AUTOMOBILES DU CANADA EN VIGUEUR A LA DATE DE SA FABRICATION.</small>	
VIN/ NLV: #####	

00442

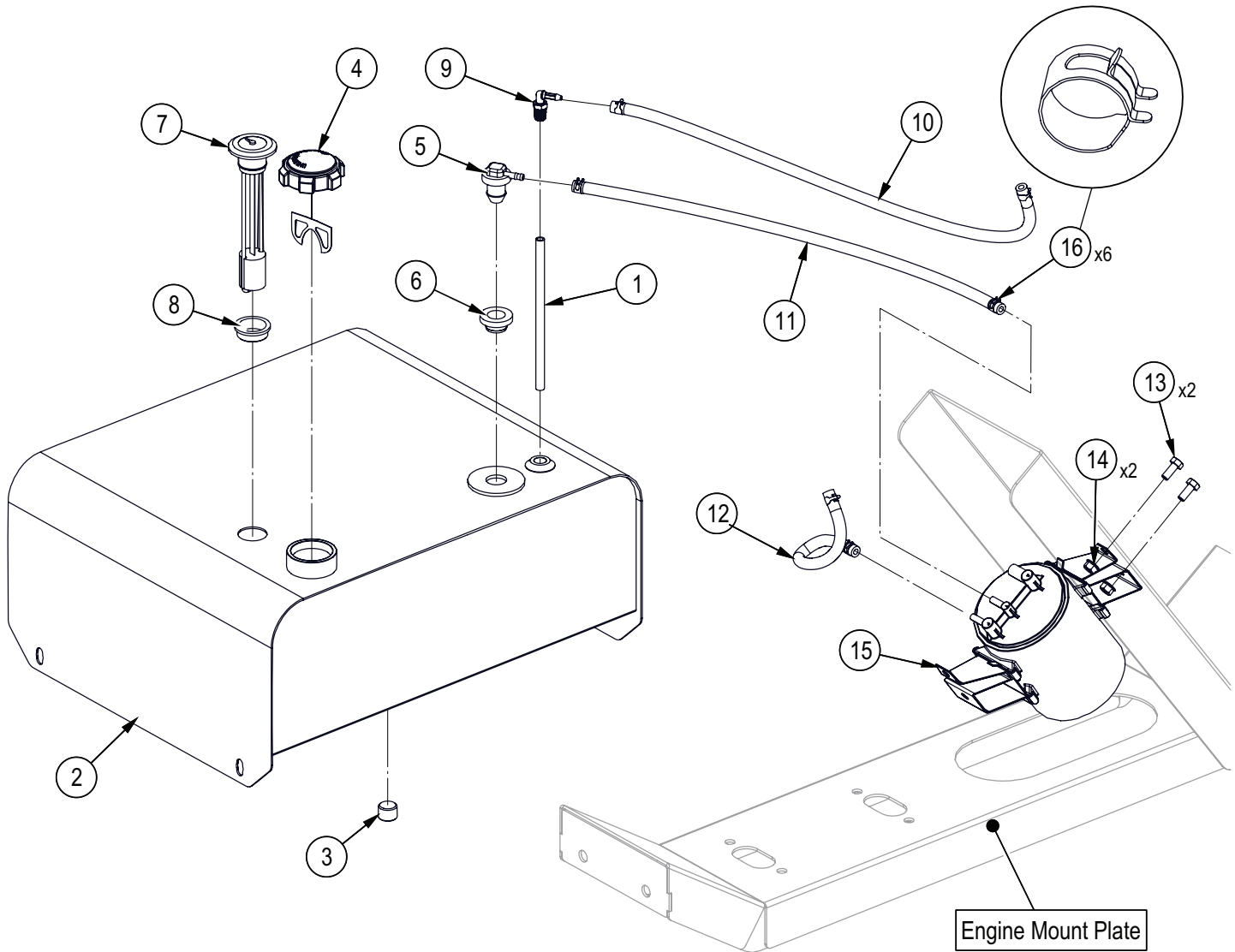
[www.wallensteinequipment.com](http://www.wallensteinequipment.com)

## Contents

Fuel Tank Assembly Detail.....	5
Hydraulic Tank Assembly Detail.....	6
Engine and Hydraulic Pump Detail .....	7
Chassis Assembly .....	8
Fender and Axle Assembly .....	9
Splitter Assembly – Right Side.....	10
Hydraulic System – Splitter .....	11
Infeed Conveyor – Right Side.....	12
Saw Shield Assembly Detail .....	13
Hydraulic Saw Assembly.....	14
Infeed Conveyor – Left Side.....	15
Hi-Lo Valve and Pressure Switch .....	16
Tool Box Lid and Battery.....	17
Top Roller.....	18
Infeed Drive .....	19
Idler Sprocket Detail .....	19
Live Deck Driver Shaft Detail .....	20
Live Deck Hydraulic Motor and Shaft Detail .....	21
Live Deck Assembly .....	22
Block Dropper .....	23
Splitter Assembly – Left-hand Side.....	24
Control Console Cover.....	25
Control Console – Valves.....	26
Control Console – Processor .....	28
Hydraulic System – Engine.....	29
Hydraulic System – Top Roller Cylinder.....	30
Hydraulic System – Splitter Sliding Wedge.....	31
Hydraulic System – Infeed Motor .....	32
Hydraulic System – Live Deck .....	33
Hydraulic System – Hydraulic Saw .....	34
Oil Tanks and Pump.....	35
Control Console .....	36
Hydraulic Guard.....	37
Sliding Wedge Cylinder Detail .....	38
Splitter Cylinder Detail .....	38

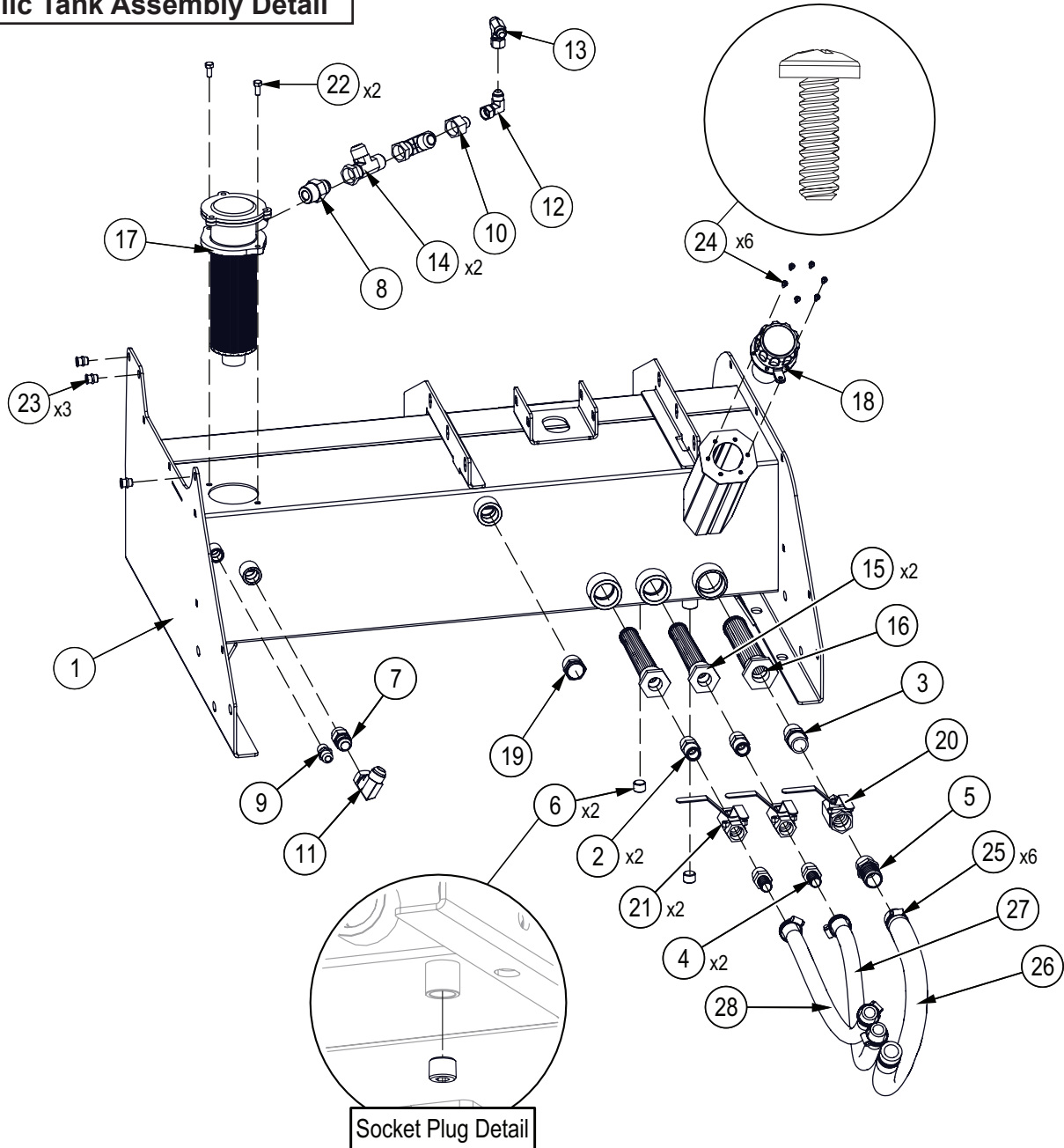
**Hydraulic Saw Cylinder Detail .....39**  
**Top Roller Arm Cylinder Detail .....39**  
**Lights and Harness Detail .....40**  
**Seat Assembly Accessory .....41**  
**Driven Clamp Accessory .....42**  
**P708 Stacking Conveyor Accessory .....43**  
**P712 Stacking Conveyor Accessory .....47**  
**Lifter Shelf Option .....52**  
**Decal Layout.....55**  
**Control Panel Decal Layout .....57**  
**Common Bolt Torque Values .....58**  
**Hydraulic Fitting Torque Values .....59**  
**Wheel Lug Torque .....59**

### Fuel Tank Assembly Detail



Item No.	Part No.	Description	Qty
1	1052S501	Fuel Pickup Tube	1
2	2250W019	9gal Fuel Tank	1
3	Z51192	Socket Plug, MP 08	1
4	Z93108	EPA Ratchet Fuel Cap, Unleaded Fuel x Unvented with Tether	1
5	Z93110	EPA Remote Vent, HB04	1
6	Z93111	Vent Grommet For Z93110	1
7	Z93113	Fuel Gauge, Grommet Mount x 7"	1
8	Z93115	Fuel Gauge Grommet for Z93113	1
9	Z93312	Plastic Elbow 90, MP x HB 0404	1
10	2250F051	Fuel Line, 1/4" ID x 22"	1
11	2250F052	Fuel Line, 1/4" ID x 20"	1
12	2250F053	Fuel Line, 1/4" ID x 11"	1
13	Z71207	Hex Bolt, 5/16NC x 3/4"	2
14	Z72521	Serrated Flange Locknut, 5/16NC	2
15	Z93308	EPA Carbon Canister, 1200cc	1
16	Z93320	Fuel Line Clip, 1/2" OD Hose	6

**Hydraulic Tank Assembly Detail**

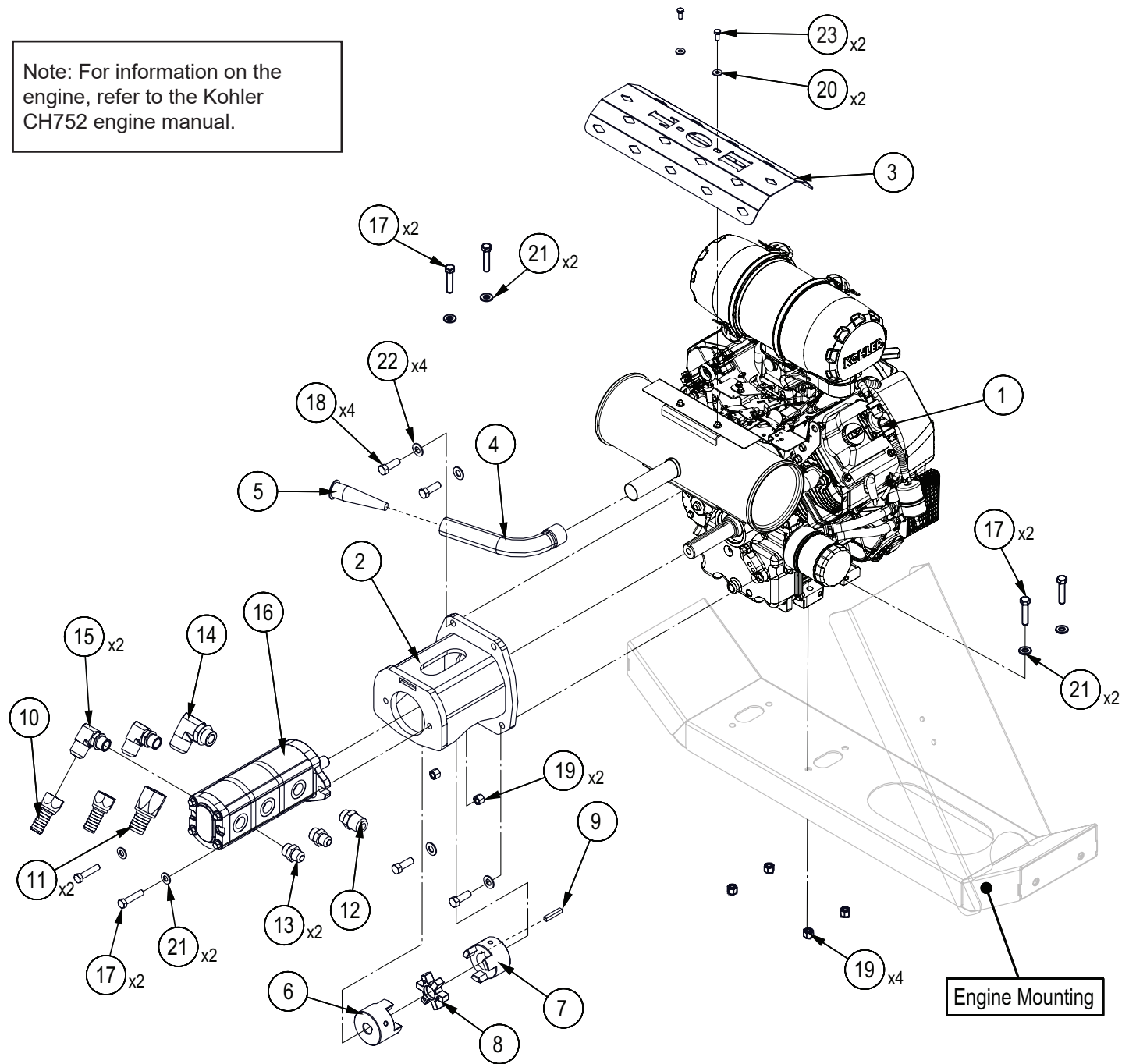


Item No.	Part No.	Description	Qty
1	2250W005	Hydraulic Tank	1
2	Z51124	Straight, MP x MP 1212	2
3	Z51125	Straight, MP x MP 1616	1
4	Z51181	Straight, MHB x MP 1212	2
5	Z51187	Straight, MHB x MP 1616	1
6	Z51192	Socket Plug, MP 08	2
7	Z514401	Straight, MJIC x MP 1212	1
8	Z514403	Straight, MJIC x MP 1216	1
9	Z51442	Straight, MJIC x MP 0808	1
10	Z51491	Straight, FJIC x MJIC 1208	1
11	Z51561	Elbow 90, MJIC x FJICX 1212	1
12	Z51562	Elbow 90, MJIC x FJICX 0808	1
13	Z51593	Tee, MJIC x MJIC x FJICX 080808	1
14	Z51597	Tee, MJIC x FJICX x MJIC 121212	2
15	Z55101	Suction Strainer, MP20	2

Item No.	Part No.	Description	Qty
16	Z55104	Suction Strainer, MP24	1
17	Z55202	Tank Mounted Return Filter Long, FP12	1
18	Z55403	Filler Breather Cap x 400um Locking	1
19	Z55901	Site Glass, MP16	1
20	Z56308	Ball Valve, FP16	1
21	Z56309	Ball Valve, FP12	2
22	Z71207	Hex Bolt, 5/16NC x 3/4"	2
23	Z72957	Rivet Nut, 5/16NC x 312	3
24	Z78303	Machine Screw, #10NF x 1/2"	6
25	Z79401	Hose Clamp, SAE #16 (1-1/2")	6
26	2250F005	Suction Hose, 1" x 28"	1
27	2250F006	Suction Hose, 3/4" x 24"	1
28	2250F007	Suction Hose, 3/4" x 21"	1

**Engine and Hydraulic Pump Detail**

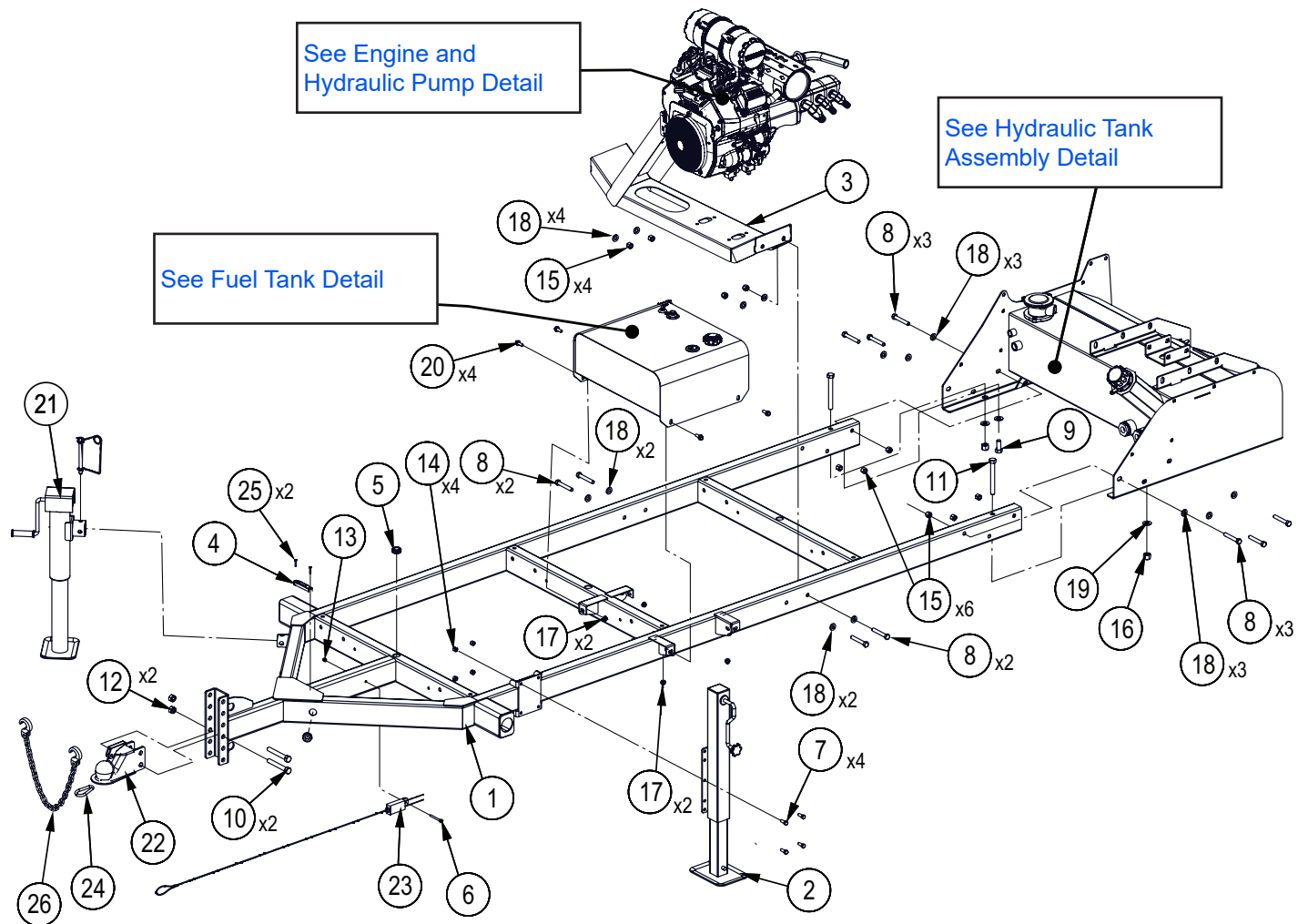
Note: For information on the engine, refer to the Kohler CH752 engine manual.



Item No.	Part No.	Description	Qty
1	Z47514	Kohler CH752, Electric	1
2	2250W060	Pump Mount	1
3	2250L230	Muffer Guard, CH752	1
4	Z47916	Exhaust Pipe Elbow, 1-1/4"	1
5	Z47917	Spark Arrester, 1-1/4"	1
6	Z46424	Shaft Coupling, L100 x 3/4"	1
7	Z46416	Shaft Coupling, L100 x 1-1/8"	1
8	Z46443	Spider, U100 Solid Center	1
9	Z46532	Key, 1/4" x 1/4" x 1-1/2"	1
10	Z51591	Straight, MHB x FJICX 1212	2
11	Z51594	Straight, MHB x FJICX 1616	1
12	Z516415	Straight, MJIC x MORB 1210	1

Item No.	Part No.	Description	Qty
13	Z51647	Straight, MJIC x MORB 0810	2
14	Z516503	Elbow 90, MJIC x MORB 1612	1
15	Z51654	Elbow 90, MJIC x MORB 1210	2
16	Z53118	Triple Gear Pump	1
17	Z71317	Hex Bolt, 3/8NC x 1-3/4"	6
18	Z71412	Hex Bolt, 7/16NC x 1-1/4"	4
19	Z72231	Hex Lock Nut, 3/8NC	6
20	Z73111	SAE Washer, 1/4"	2
21	Z73131	SAE Washer, 3/8"	6
22	Z73142	SAE Washer, 7/16"	4
23	Z77130	Hex Bolt, M6x1.0 x 14mm	2

**Chassis Assembly**

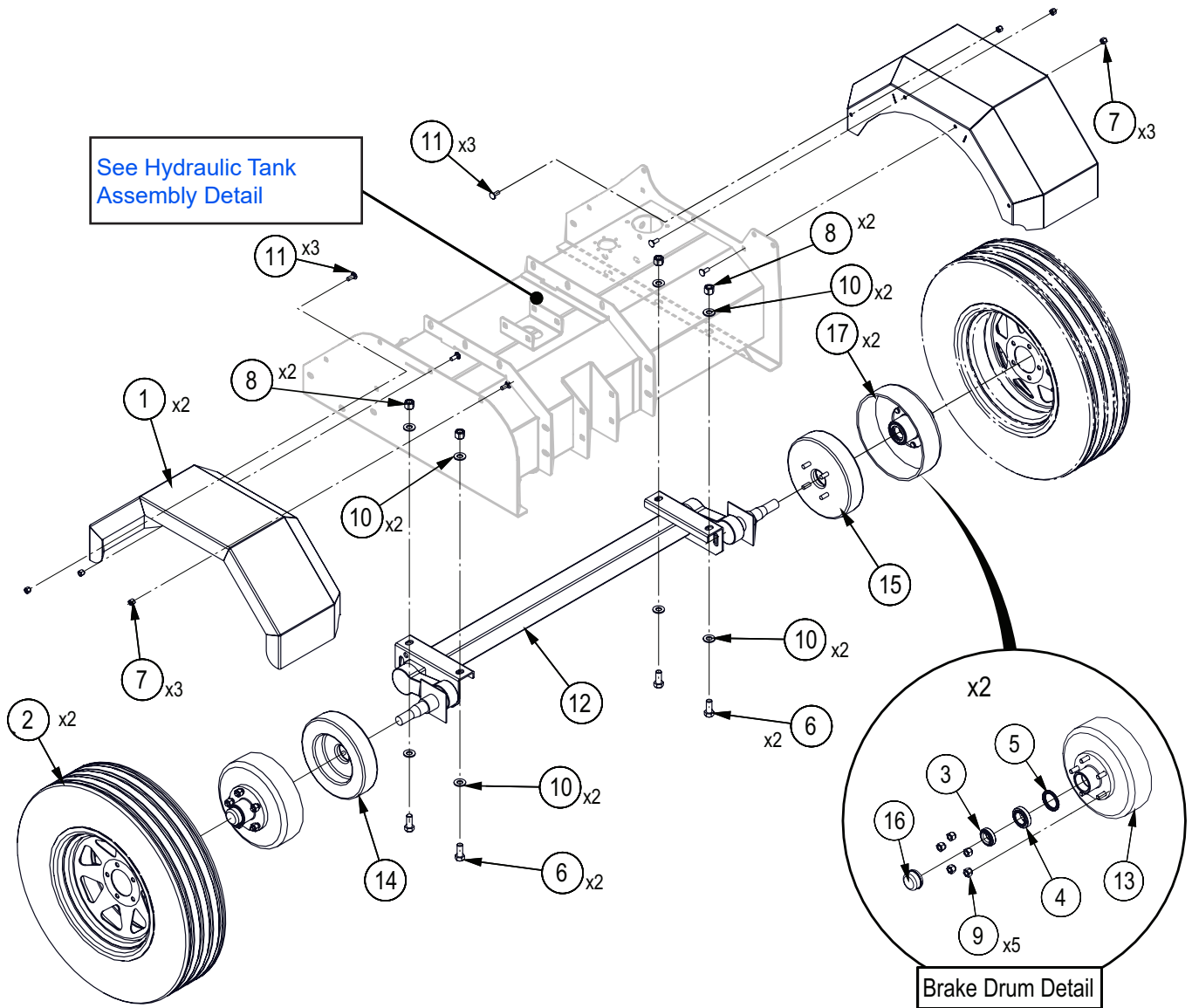


Item No.	Part No.	Description	Qty
1	2250W012	Chassis	1
2	1082W503	Jack	1
3	2250W061	Engine Mounting	1
4	Z19919	Surface Mount Level x 3"	1
5	Z62822	Rubber Grommet, 3/4" x 1/4"	2
6	Z71125	Hex Bolt, 1/4NC x 2-1/2"	1
7	Z71310	Hex Bolt, 3/8NC x 1"	4
8	Z71532	Hex Bolt, 1/2NC x 3-1/4"	10
9	Z71615	Hex Bolt, 5/8NC x 1-1/2"	1
10	Z71645	Hex Bolt, 5/8NC x 4-1/2"	2
11	Z71655	Hex Bolt, 5/8NC x 5-1/2"	2
12	Z72161	Hex Nut, 5/8NC	2
13	Z72211	Hex Lock Nut, 1/4NC	1

Item No.	Part No.	Description	Qty
14	Z72231	Hex Lock Nut, 3/8NC	4
15	Z72251	Hex Lock Nut, 1/2NC	10
16	Z72261	Hex Lock Nut, 5/8NC	3
17	Z72531	Serrated Flange Locknut, 3/8NC	4
18	Z73151	SAE Washer, 1/2"	14
19	Z73161	SAE Washer, 5/8"	4
20	Z76134	Flange Bolt, 3/8NC x 1"	4
21	Z91512	Trailer Jack, Side Wind x 2000lbs	1
22	Z91615	Hitch Coupler, 2" Ball x Ladder x 6000lbs	1
23	Z91713	Breakaway Safety Switch	1
24	Z92303-2	Safety Snap, 3-5/8" x 293lbs	1
25	Z78314	Machine Screw, #6NC x 3/4"	2
26	Z92309	Safety Chain 1/4" x 5ft	1

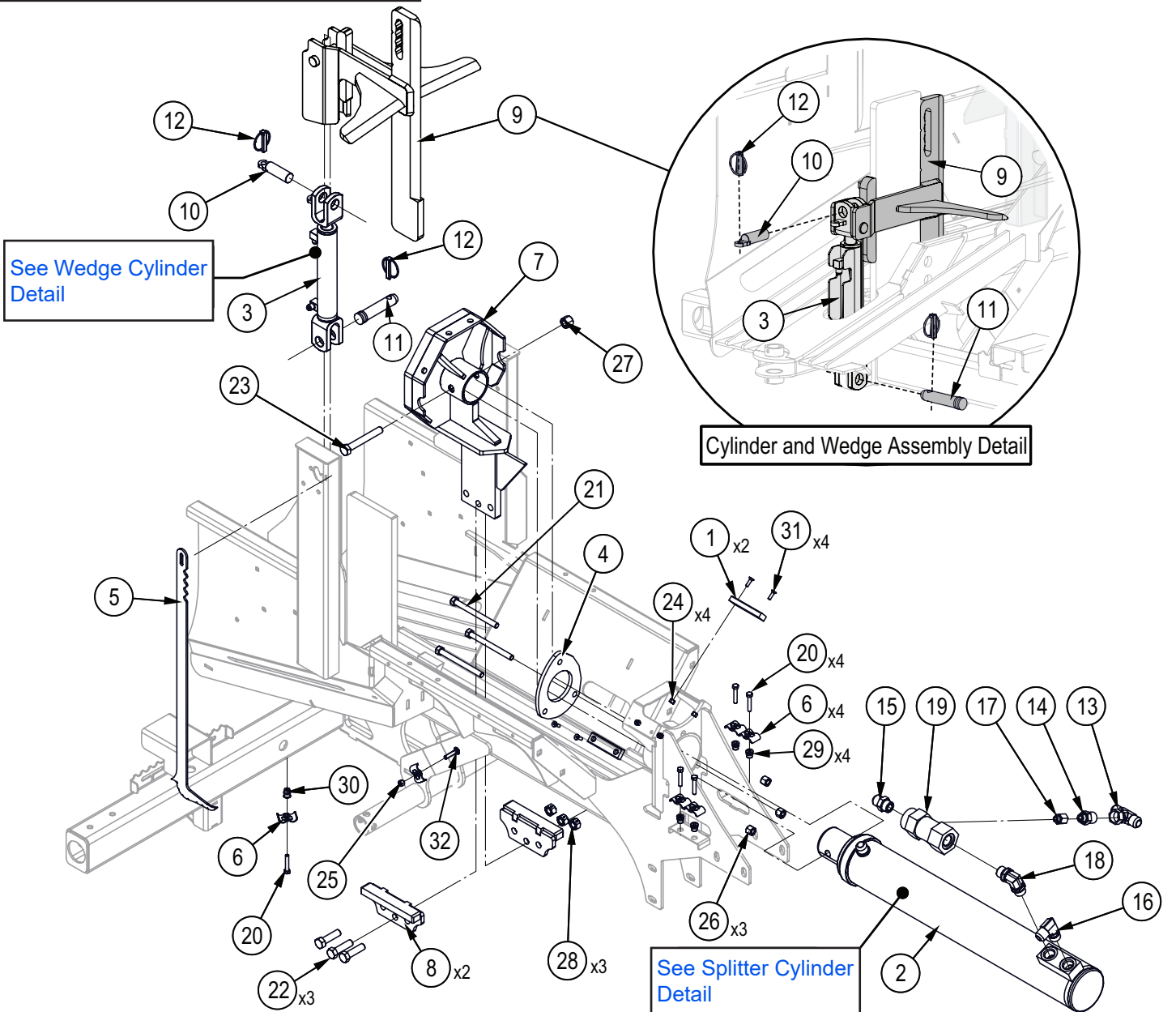


**Fender and Axle Assembly**



Item No.	Part No.	Description	Qty
1	2250W021	Fender Well	2
2	Z91333	ST205/75R15 LRD Radial Trail 5on4-1/2"	2
3	Z23202	Roller Bearing, L44649 L44610	2
4	Z23205	Roller Bearing, L68149 L68111	2
5	Z28202	Single Lip Seal, 1-3/4"	2
6	Z71615	Hex Bolt, 5/8NC x 1-1/2"	4
7	Z72231	Hex Lock Nut, 3/8NC	6
8	Z72261	Hex Lock Nut, 5/8NC	4
9	Z72931	Lug Nut, 1/2NF	10
10	Z73161	SAE Washer, 5/8"	8
11	Z76231	Carriage Bolt, 3/8NC x 1"	6
12	Z91132	#10 Full Flex Axle, 4000lbs x 56" HF With Electric Brakes Axle Only	1
13	Z91708	Brake Drum, 10" x 1750lbs 5on4-1/2" Drum Only	2
14	Z91718	Electric Brake, 10" x 2-1/4" x 1750lbs LH	1
15	Z91719	Electric Brake, 10" x 2-1/4" x 1750lbs RH	1
16	Z91801	Dust Cap, 1.98 Bore	2
17	Z91705	Brake Drum, 10" x 1750lbs 5on4-1/2" Complete Assembly	2

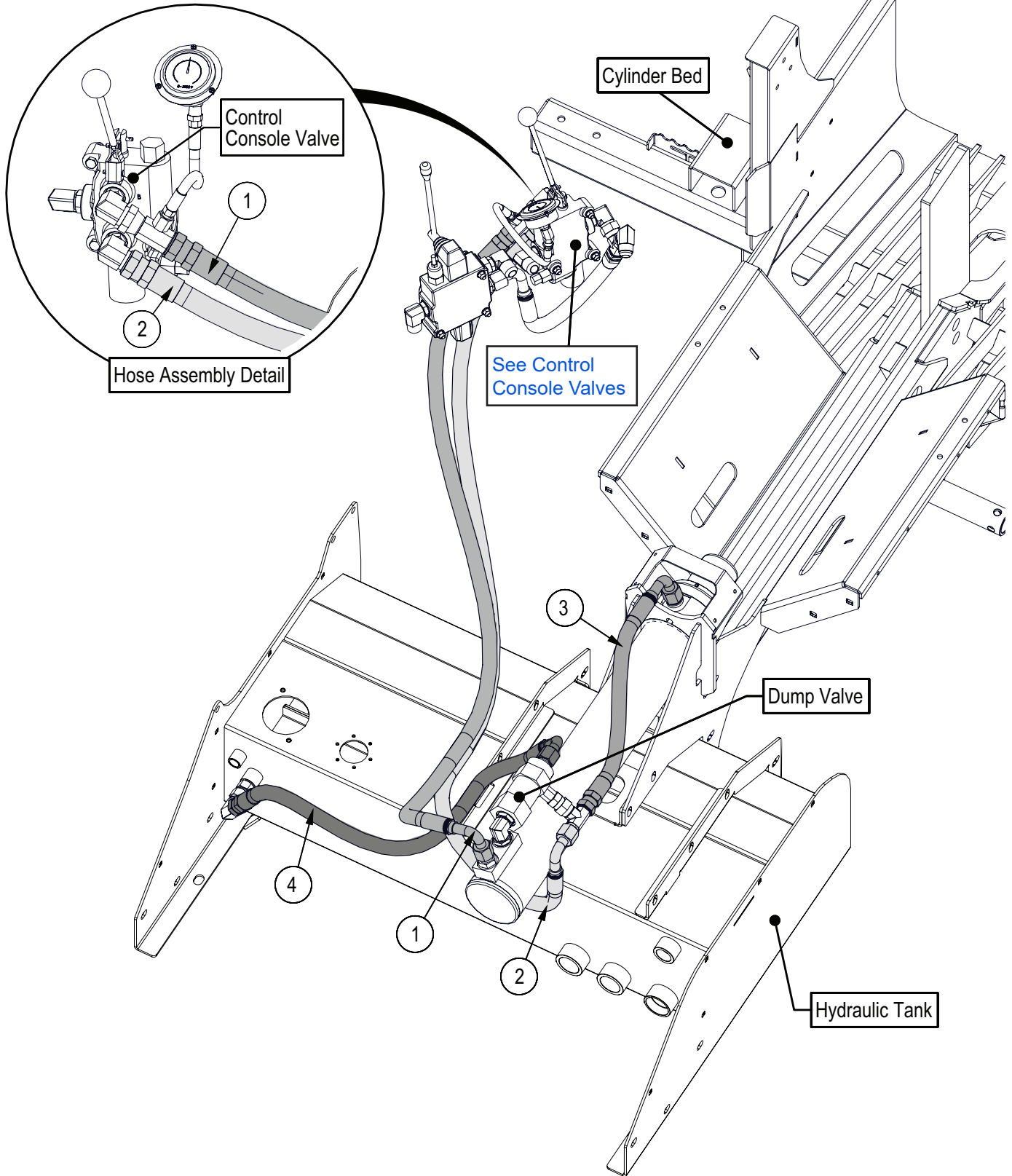
**Splitter Assembly – Right Side**



Item No.	Part No.	Description	Qty
1	1022S208	Rotor Hood Slide	2
2	2250C001	Cylinder, 4" x 26" Stroke	1
3	2250C002	Cylinder, 1-1/2" x 1" x 7.5"	1
4	2250L118	Plate, Cylinder Clamp	1
5	2250L223	Hookaroon, 30"	1
6	2250L286	Clamp, Two Hose x 3/8"	6
7	2250W002	Sliding Pushblock, WP1624	1
8	2250W052	Lower Slide	2
9	2250W056	4-Way Adjustable Wedge	1
10	2250W057	Wedge Quick Change	1
11	Z11141	Toplink Pin, 1" x 3-3/16" MOD	1
12	Z12140	Lynch Pin, 7/16"	2
13	Z51596	Tee, MJIC x MJIC x FJICX 121212	1
14	Z516411	Straight, MJIC x MORB 1208	1
15	Z516414	Straight, MJIC x MORB 1212	1
16	Z516501	Elbow 90, MJIC x MORB 1212	1

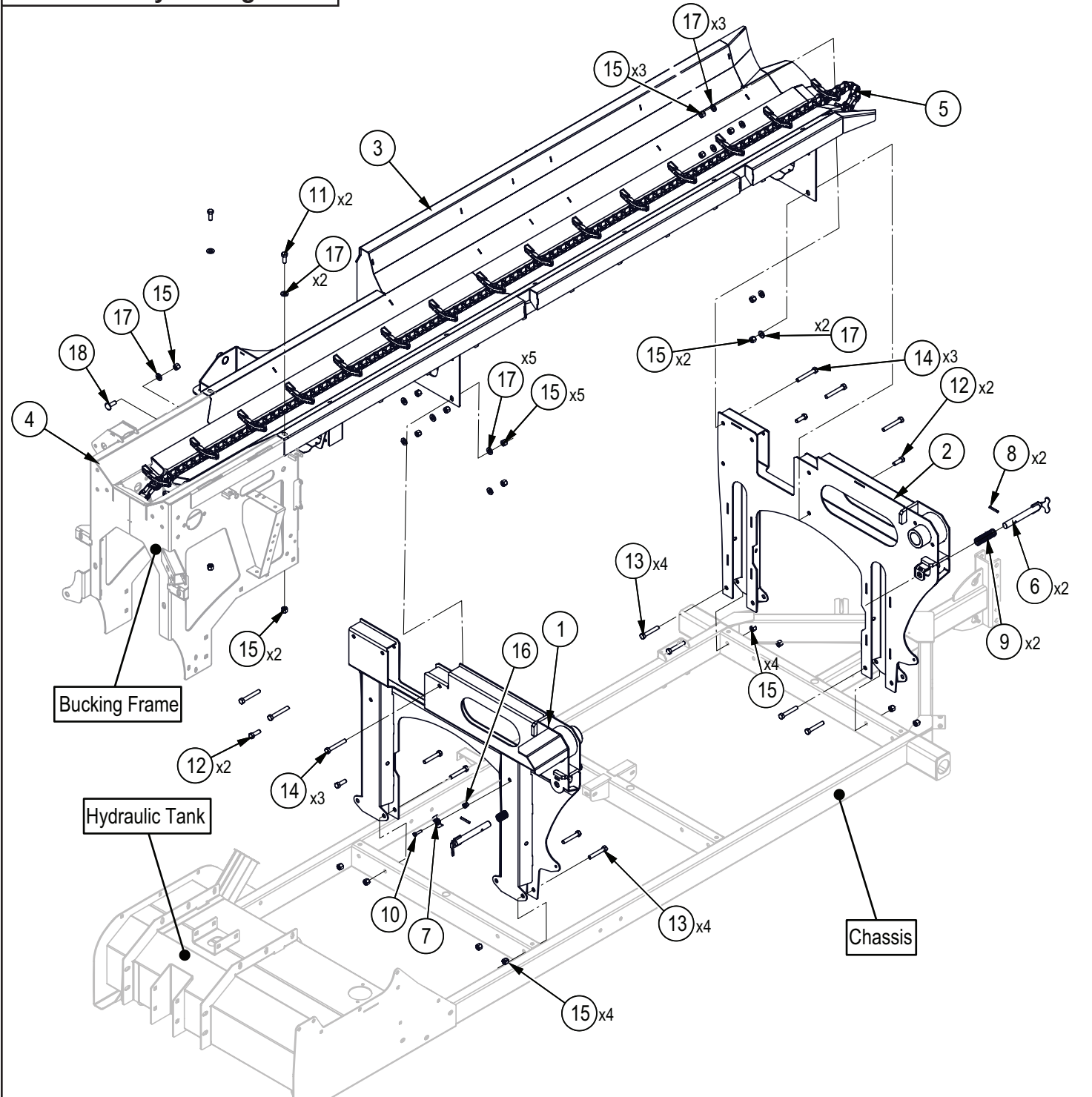
Item No.	Part No.	Description	Qty
17	Z51786	Straight, MORB x FORB 0608	1
18	Z51792	Elbow 90, MORB x MORB 1212	1
19	Z56408	Dump Valve	1
20	Z71217	Hex Bolt, 5/16NC x 1-3/4"	5
21	Z71555	Hex Bolt, 1/2NC x 5-1/2"	3
22	Z71645	Hex Bolt, 5/8NC x 2-1/4"	1
23	Z71645	Hex Bolt, 5/8NC x 4-1/2"	1
24	Z72211	Hex Lock Nut, 1/4NC	4
25	Z72221	Hex Lock Nut, 5/16NC	1
26	Z72251	Hex Lock Nut, 1/2NC	3
27	Z72261	Hex Lock Nut, 5/8NC	1
28	Z72263	Hex CTR-lock Nut, 5/8NC	3
29	Z72956	Rivet Nut, 5/16NC x 150	4
30	Z72957	Rivet Nut, 5/16NC x 312	1
31	Z75211	FHCS, 1/4NC x 7/8"	4
32	Z76224	Carriage Bolt, 5/16NC x 1-1/2"	1

Hydraulic System – Splitter



Item No.	Part No.	Description	Qty
1	2250F013	3/4" Hose, FJIC12 x 90FJIC12 x 62"	1
2	2250F014	3/4" Hose, FJIC12 x 90FJIC12 x 68"	1
3	2250F015	3/4" Hose, FJIC12 x 90FJIC12 x 17"	1
4	2250F018	3/4" Hose, FJIC12 x 90FJIC12 x 33"	1

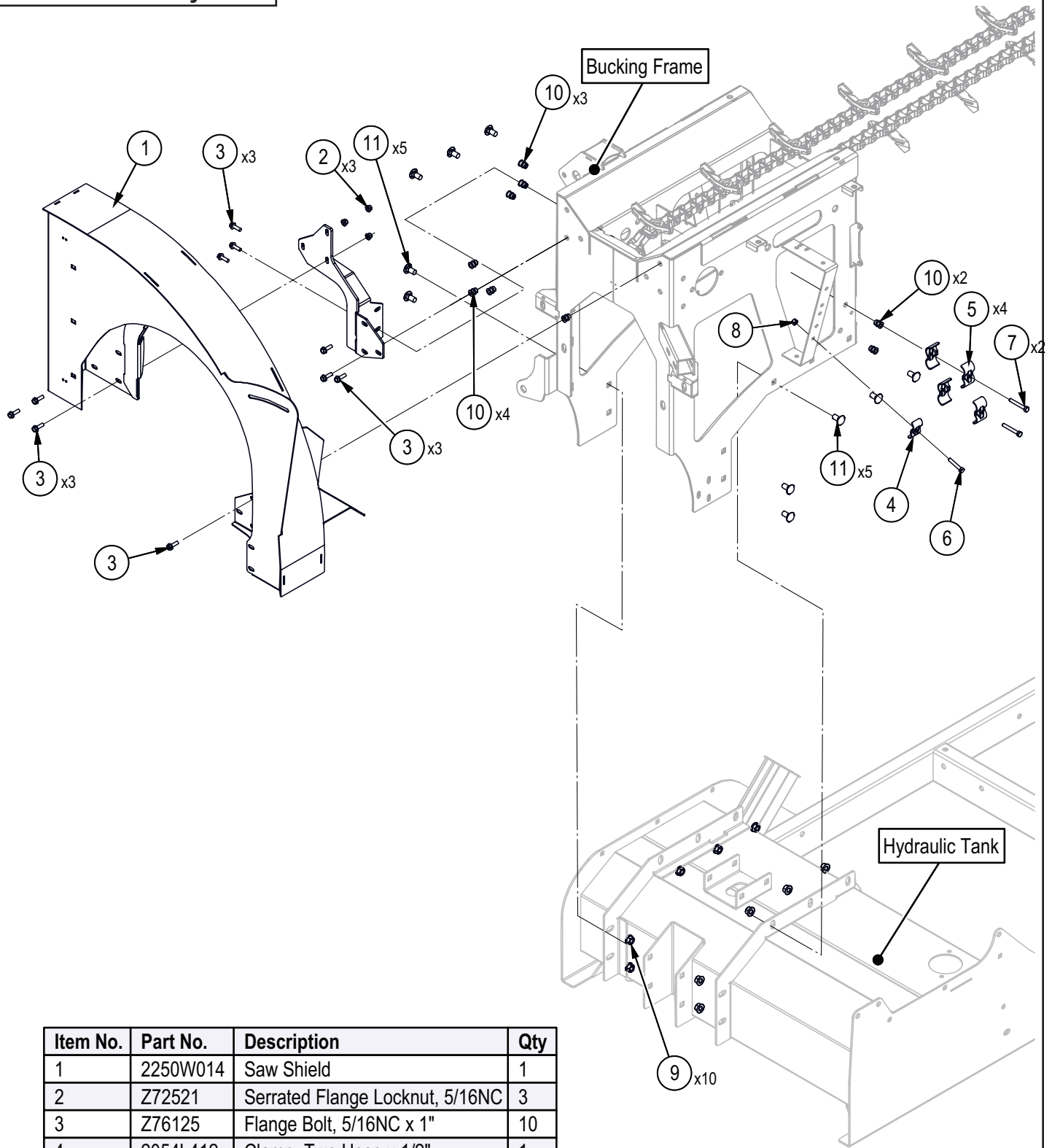
Infeed Conveyor – Right Side



Item No.	Part No.	Description	Qty
1	2250W063	Infeed Support, Rear	1
2	2250W062	Infeed Support, Front	1
3	2250W003	Infeed Trough	1
4	2250W064	Frame, Bucking	1
5	2250W004	Weldment, Infeed Chain	1
6	2251W040	Locking Pin, Tongue	2
7	2250L286	Clamp, Two Hose x 3/8"	1
8	Z14172	Roll Pin, 1/4" x 1-3/4"	2
9	Z32307	Comp Spring, 1.100" OD x 3-1/2" x 0.080"	2
10	Z71212	Hex Bolt, 5/16NC x 1-1/4"	1

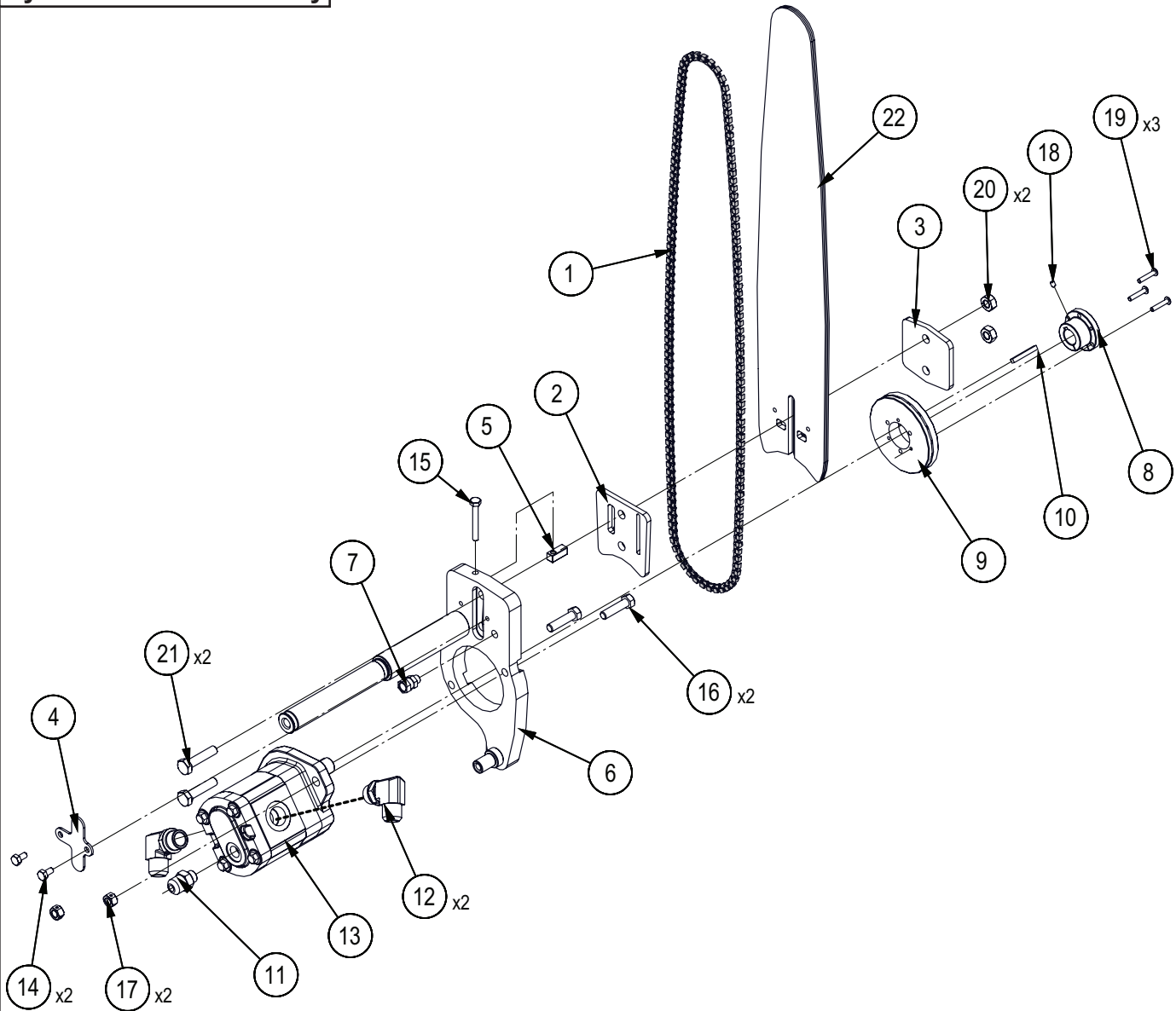
Item No.	Part No.	Description	Qty
11	Z71512	Hex Bolt, 1/2NC x 1-1/4"	2
12	Z71515	Hex Bolt, 1/2NC x 1-1/2"	4
13	Z71530	Hex Bolt, 1/2NC x 3"	8
14	Z71535	Hex Bolt, 1/2NC x 3-1/2"	6
15	Z72251	Hex Lock Nut, 1/2NC	21
16	Z72956	Rivet Nut, 5/16NC x 150	1
17	Z73151	SAE Washer, 1/2"	13
18	Z76251	Carriage Bolt, 1/2NC x 1-1/2"	1

**Saw Shield Assembly Detail**



Item No.	Part No.	Description	Qty
1	2250W014	Saw Shield	1
2	Z72521	Serrated Flange Locknut, 5/16NC	3
3	Z76125	Flange Bolt, 5/16NC x 1"	10
4	2054L412	Clamp, Two Hose x 1/2"	1
5	2250L287	Clamp, Two Hose x 3/4"	4
6	Z71217	Hex Bolt, 5/16NC x 1-3/4"	1
7	Z71222	Hex Bolt, 5/16NC x 2-1/4"	2
8	Z72221	Hex Lock Nut, 5/16NC	1
9	Z72551	Serrated Flange Locknut, 1/2NC	10
10	Z72957	Rivet Nut, 5/16NC x 312	9
11	Z76252	Carriage Bolt, 1/2NC x 1"	10

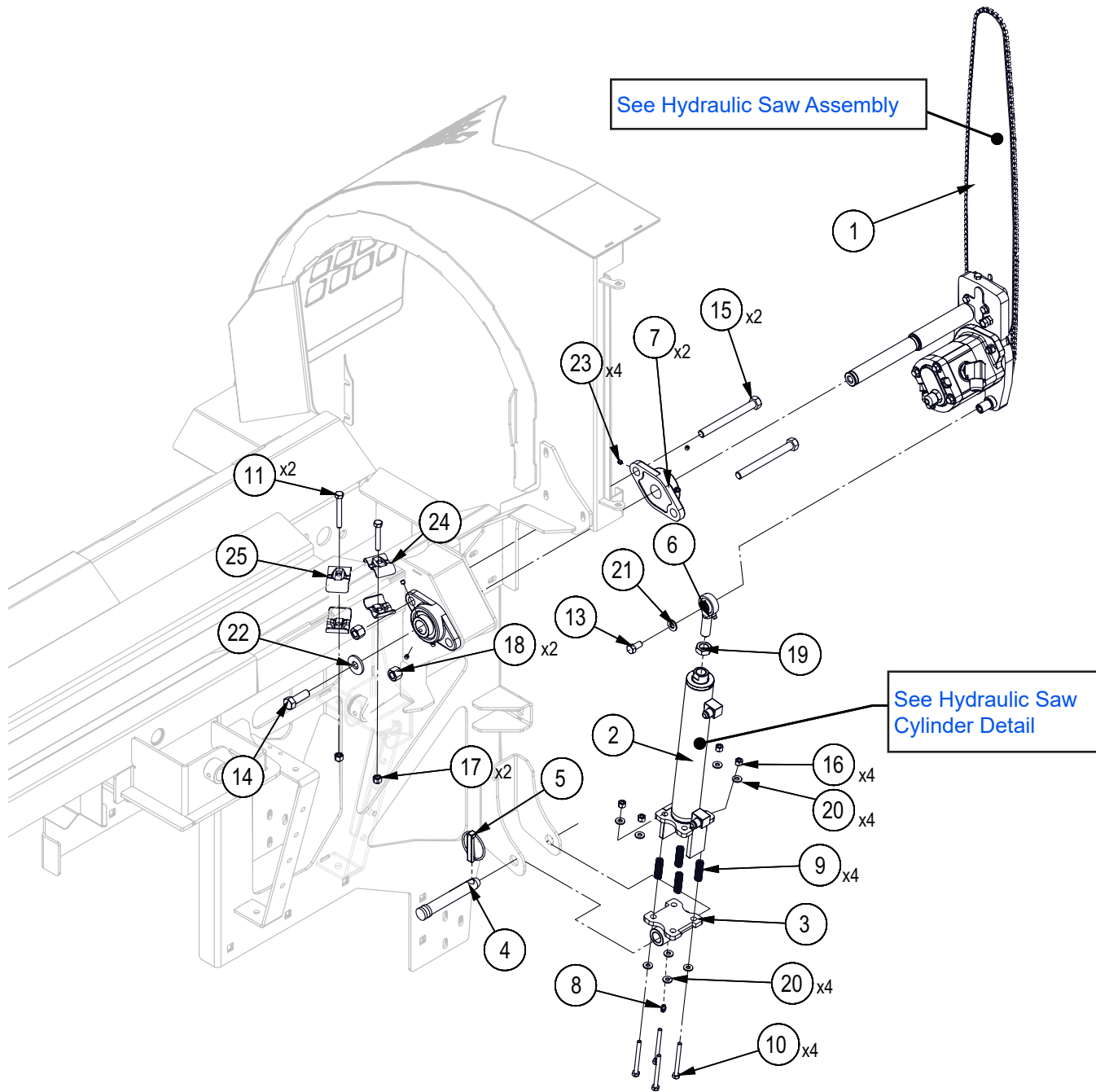
**Hydraulic Saw Assembly**



Item No.	Part No.	Description	Qty
1	2250A058	Saw Chain, 18HX x 78 Links	1
2	2250L039	Spacer, Chainsaw Bar	1
3	2250L059	Clamp, Chainsaw Bar	1
4	2250L190	Saw Bar Retainer Cover	1
5	2250M009	Chain Tensioner Nut	1
6	2250W011	Chainsaw Pivot Arm	1
7	Z29311	Grease Fitting, MP x FFX 0202	1
8	Z41525	Hub, JA x 19mm	1
9	Z42817	0.404" Sprocket, JA Bore x 16 Tooth	1
10	Z46523	Key, 3/16" x 3/16" x 1-1/2"	1
11	Z51649	Straight, MJIC x MORB 0806	1
12	Z516502	Elbow 90, MJIC x MORB 1010	2

Item No.	Part No.	Description	Qty
13	Z54301	Gear Motor, Series 20 x 0.5 CIR	1
14	Z71105	Hex Bolt, 1/4NC x 1/2"	2
15	Z71120FTG8	Hex Bolt, 1/4NC x 2" FT G8	1
16	Z71377	Hex Bolt, 3/8NF x 1-1/2"	2
17	Z72234	Hex CTR-lock Nut, 3/8NF	2
18	Z74102	Set Screw, #10NC x 1/4"	1
19	Z75322	BHCS, #10NC x 1"	3
20	Z77262G10-9	Hex Nut, M10x1.25 G10.9	2
21	Z77665G10-9	Hex Bolt, M10x1.25 x 45mm G10.9	2
436	Z99010	Harvester Chainsaw Bar	1

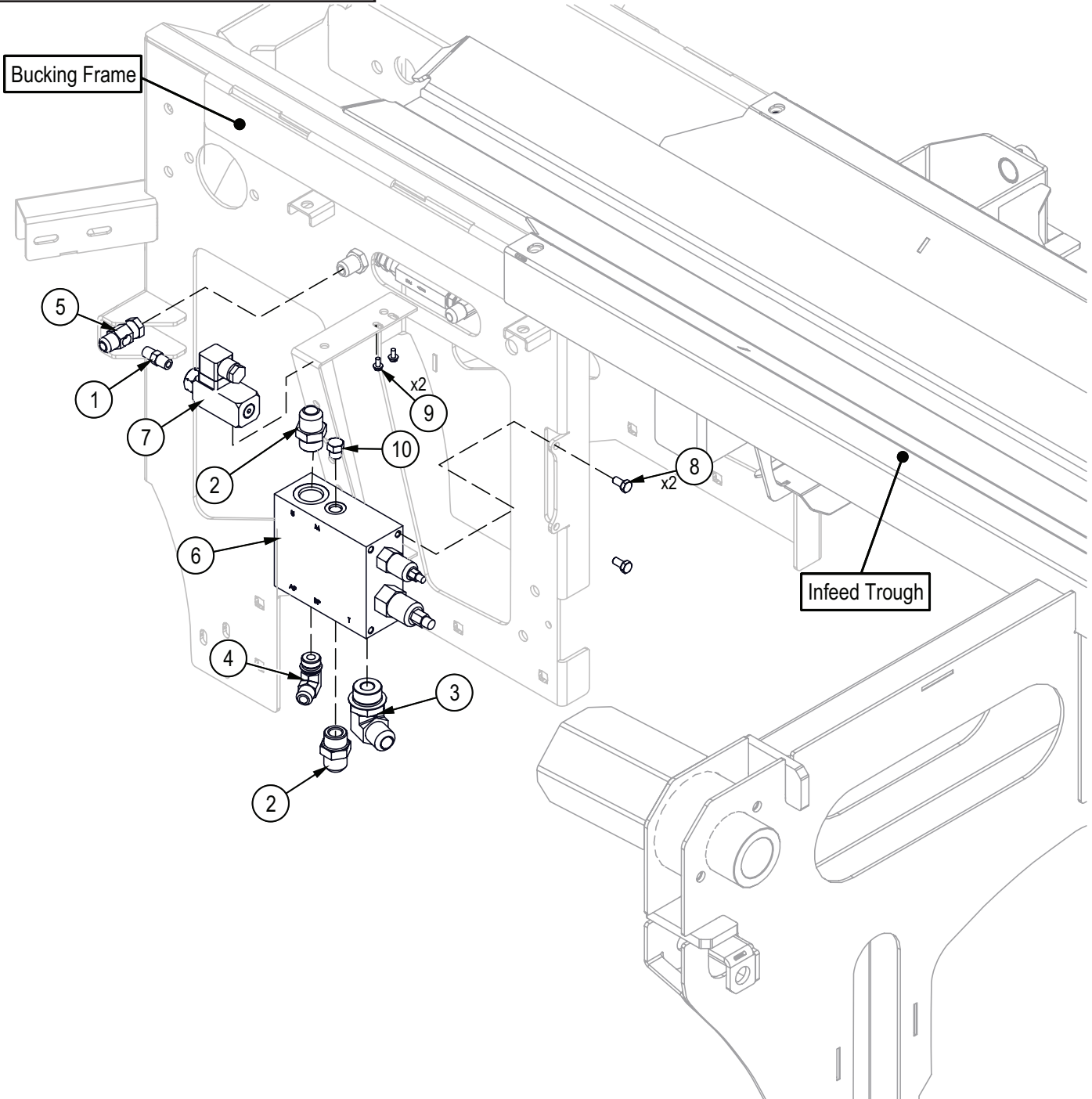
**Infeed Conveyor – Left Side**



Item No.	Part No.	Description	Qty
1	2250A052	Assembly, Hydraulic Saw	1
2	2250C003	Cylinder, 1-1/2" x 1" x 9.168"	1
3	2250W033	Saw Spring Plate	1
4	Z11122	Toplink Pin, 3/4" x 3-7/8"	1
5	Z12140	Lynch Pin, 7/16"	1
6	Z19918	Ball Joint Rod End x 5/8" x 5/8NF	1
7	Z25101	2-Bolt Flange Bearing, UCFL205-16	2
8	Z29202	Grease Fitting, 1/4NF	1
9	Z32601	Die Spring, 1/2" x 1-1/2" Red	4
10	Z71127	Hex Bolt, 1/4NC x 2-3/4"	4
11	Z71217	Hex Bolt, 5/16NC x 1-3/4"	2
13	Z71307	Hex Bolt, 3/8NC x 3/4"	1

Item No.	Part No.	Description	Qty
14	Z71515	Hex Bolt, 1/2NC x 1-1/2"	1
15	Z71550	Hex Bolt, 1/2NC x 5"	2
16	Z72211	Hex Lock Nut, 1/4NC	4
17	Z72221	Hex Lock Nut, 5/16NC	2
18	Z72251	Hex Lock Nut, 1/2NC	2
19	Z72362	Jam Nut, 5/8NF	1
20	Z73111	SAE Washer, 1/4"	8
21	Z73131	SAE Washer, 3/8"	1
22	Z73251	USS Washer, 1/2"	1
23	Z74112	Set Screw, 1/4NF x 1/4"	4
24	2250L286	Clamp, Two Hose 3/8"	1
25	2054L412	Clamp, Two Hose 1/2"	1

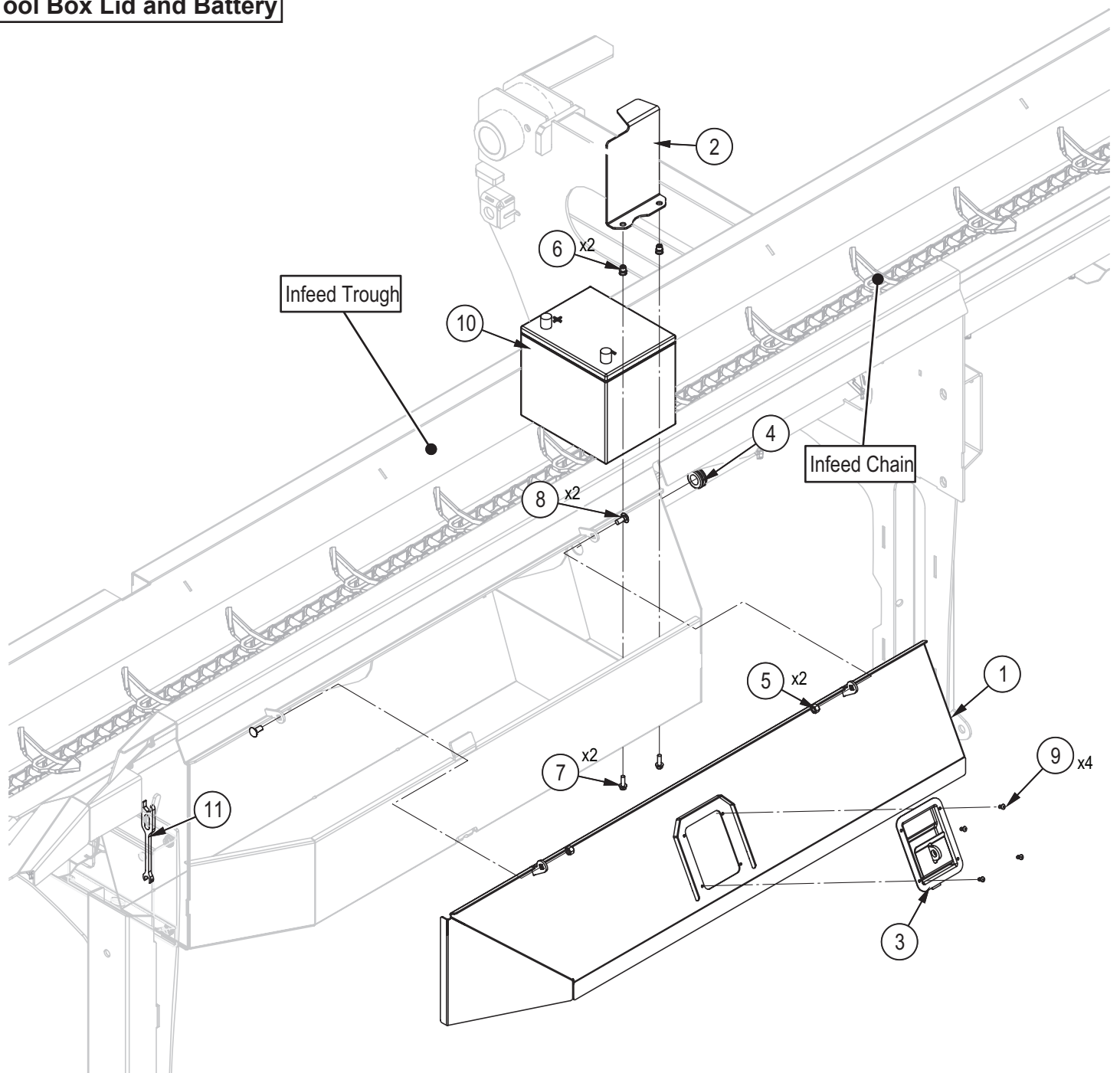
**Hi-Lo Valve and Pressure Switch**



Item No.	Part No.	Description	Qty
1	Z511201	Straight, MP x MP 0404	1
2	Z516414	Straight, MJIC x MORB 1212	2
3	Z51652	Elbow 90, MJIC x MORB 1216	1
4	Z51658	Elbow 90, MJIC x MORB 0810	1
5	Z51942	Tee, MJIC x FJICX x FP 080804	1
6	Z56310	Hi-Lo Valve	1
7	Z64202	Pressure Switch, 430-2175 PSI x FP04	1
8	Z77152	Hex Bolt, M8x1.25 x 16mm	2
9	Z77901	Flange Bolt, M5x0.8 x 10mm	2
10	Z51691	Hex Plug, MORB 06	1

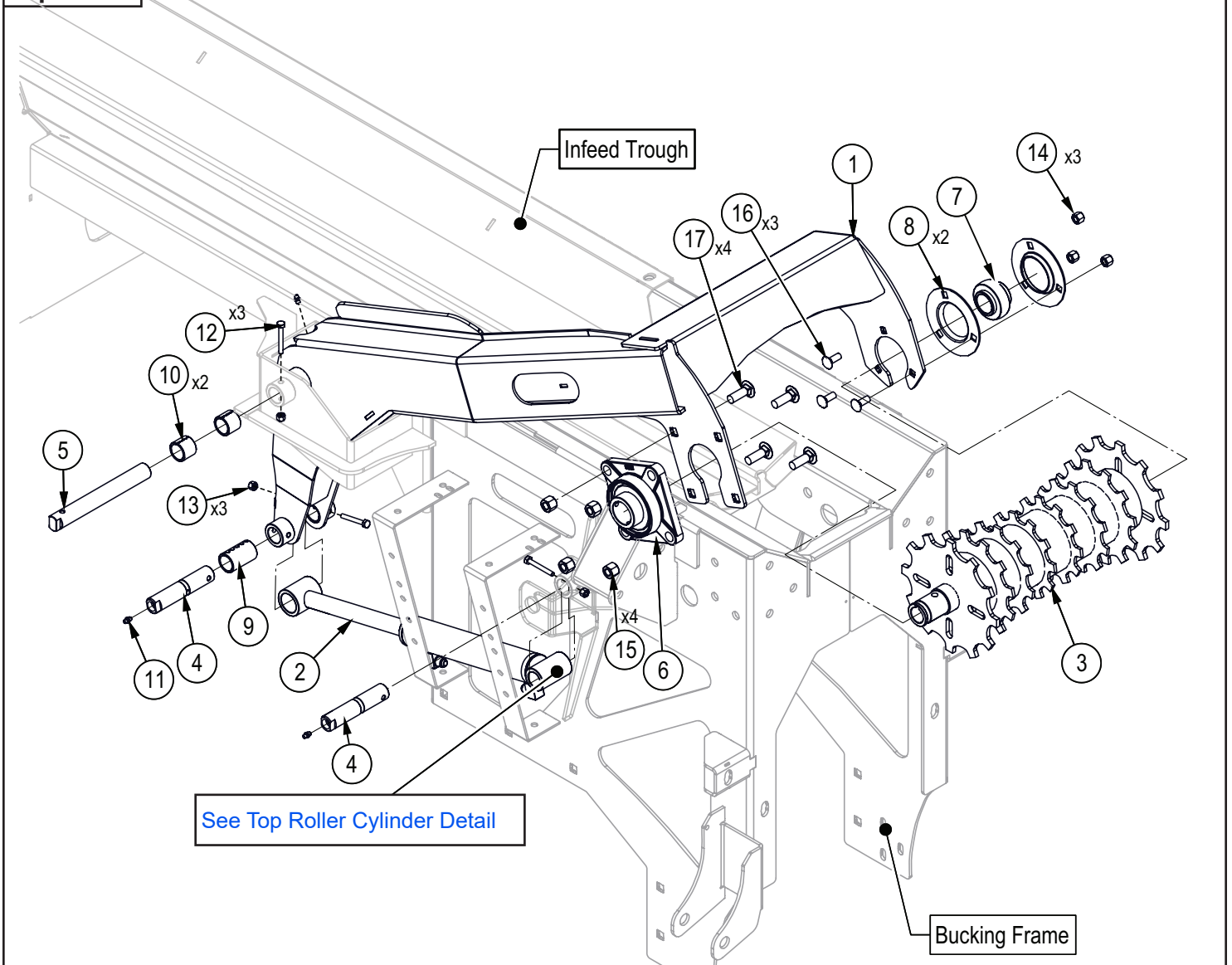


## Tool Box Lid and Battery



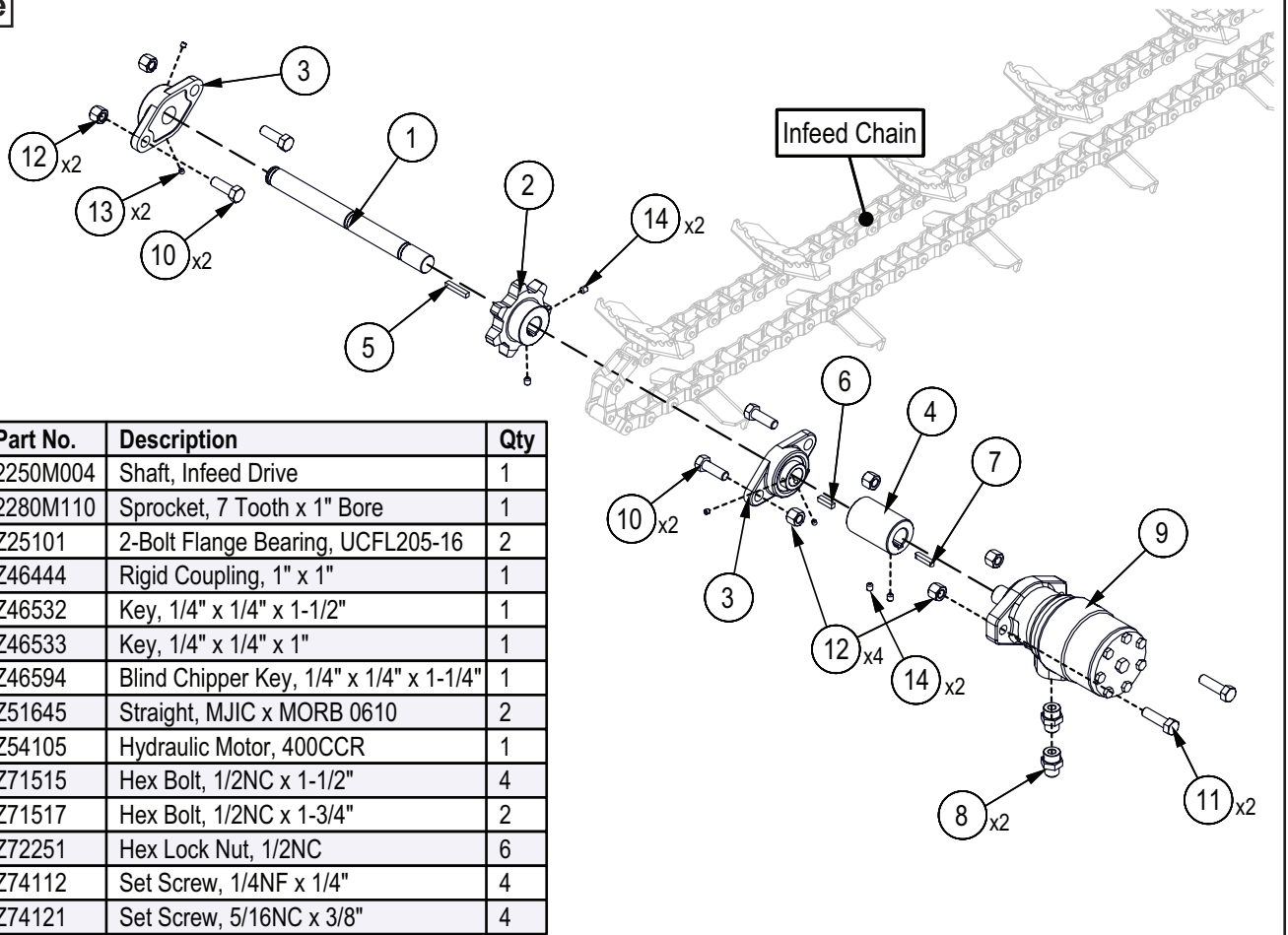
Item No.	Part No.	Description	Qty
1	2250W030	Toolbox Lid	1
2	2250L187	Battery Retaining Plate	1
3	Z18208	Stainless Paddle Latch, Padlockable	1
4	Z62818	Rubber Grommet, 3/4" x 3/16"	1
5	Z72221	Hex Lock Nut, 5/16NC	2
6	Z72955	Rivet Nut, 1/4NC x 165	2
7	Z76111	Flange Bolt, 1/4NC x 3/4"	2
8	Z76221	Carriage Bolt, 5/16NC x 3/4"	2
9	Z79306	Dome Head Rivet, 5/32" x 250	4
10	Z93205	Battery, 550CCA	1
11	2250L282	Wrench, Chainsaw Bar	1

## Top Roller



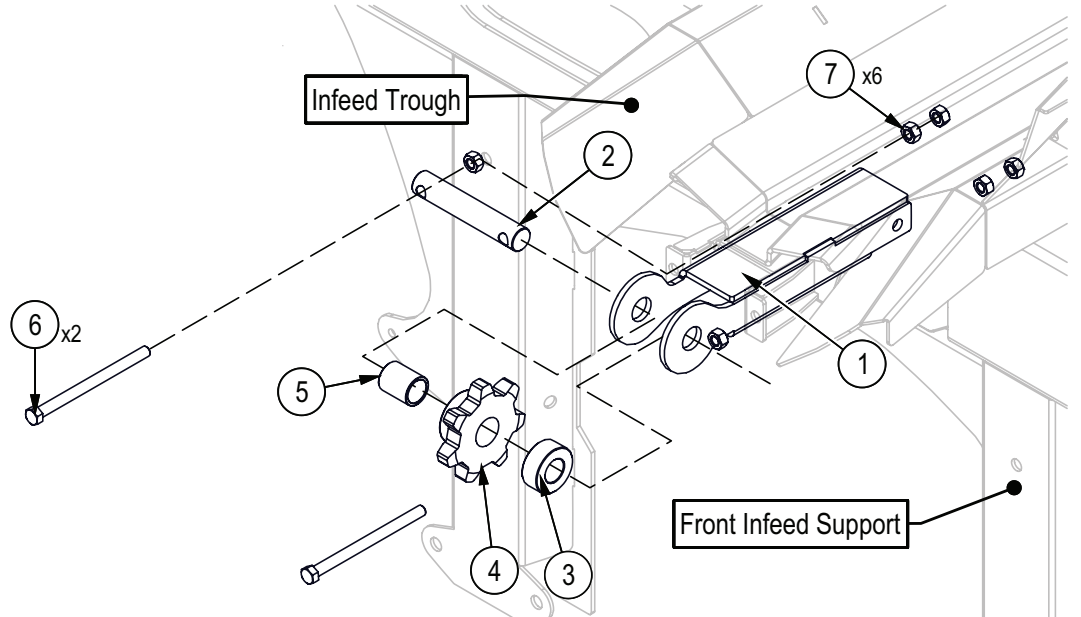
Item No.	Part No.	Description	Qty
1	2250W010	Top Roller Arm	1
2	2250C004	Cylinder, 1-1/2" x 1" x 8.19"	1
3	2250W007	Top Roller	1
4	2250M011	Pin, 1" x 4-1/2" Greasable	2
5	2250M013	Pin, 1" x 8-5/8"	1
6	Z25204	4-Bolt Flange Bearing, UCF208-24	1
7	Z25207	Bearing Insert, UC206-20	1
8	Z25301	3-Bolt Flange Bearing, PF206 x Flange Only	2
9	Z27222	Connex Bushing, 1" ID x 2" Long x 1/8" Wall	1
10	Z27223	Connex Bushing, 1" ID x 1" Long x 1/8" Wall	2
11	Z29202	Grease Fitting, 1/4NF	3
12	Z71120	Hex Bolt, 1/4NC x 2"	3
13	Z72211	Hex Lock Nut, 1/4NC	3
14	Z72231	Hex Lock Nut, 3/8NC	3
15	Z72251	Hex Lock Nut, 1/2NC	4
16	Z76231	Carriage Bolt, 3/8NC x 1"	3
17	Z76251	Carriage Bolt, 1/2NC x 1-1/2"	4

**Infeed Drive**



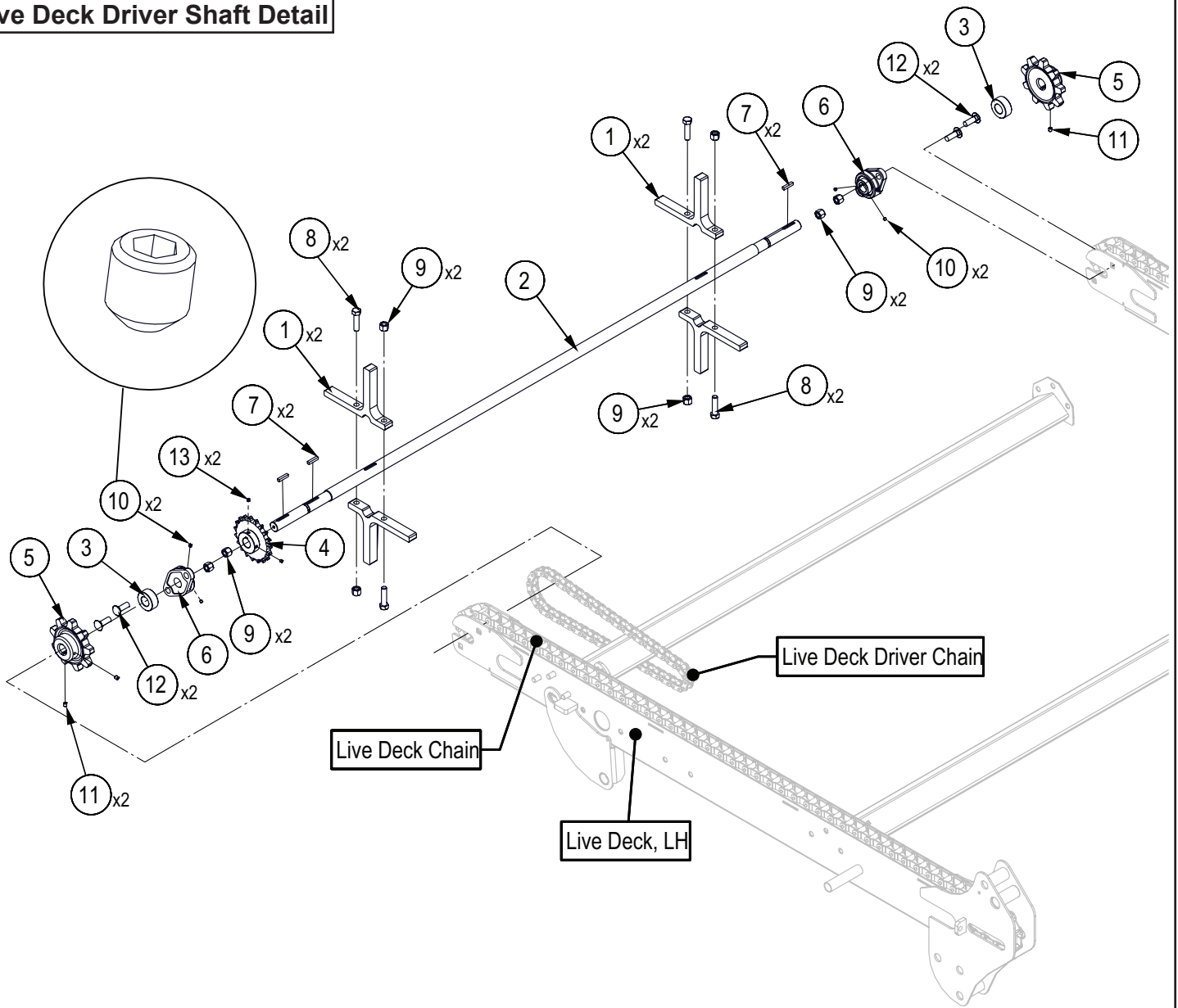
Item No.	Part No.	Description	Qty
1	2250M004	Shaft, Infeed Drive	1
2	2280M110	Sprocket, 7 Tooth x 1" Bore	1
3	Z25101	2-Bolt Flange Bearing, UCFL205-16	2
4	Z46444	Rigid Coupling, 1" x 1"	1
5	Z46532	Key, 1/4" x 1/4" x 1-1/2"	1
6	Z46533	Key, 1/4" x 1/4" x 1"	1
7	Z46594	Blind Chipper Key, 1/4" x 1/4" x 1-1/4"	1
8	Z51645	Straight, MJIC x MORB 0610	2
9	Z54105	Hydraulic Motor, 400CCR	1
10	Z71515	Hex Bolt, 1/2NC x 1-1/2"	4
11	Z71517	Hex Bolt, 1/2NC x 1-3/4"	2
12	Z72251	Hex Lock Nut, 1/2NC	6
13	Z74112	Set Screw, 1/4NF x 1/4"	4
14	Z74121	Set Screw, 5/16NC x 3/8"	4

**Idler Sprocket Detail**



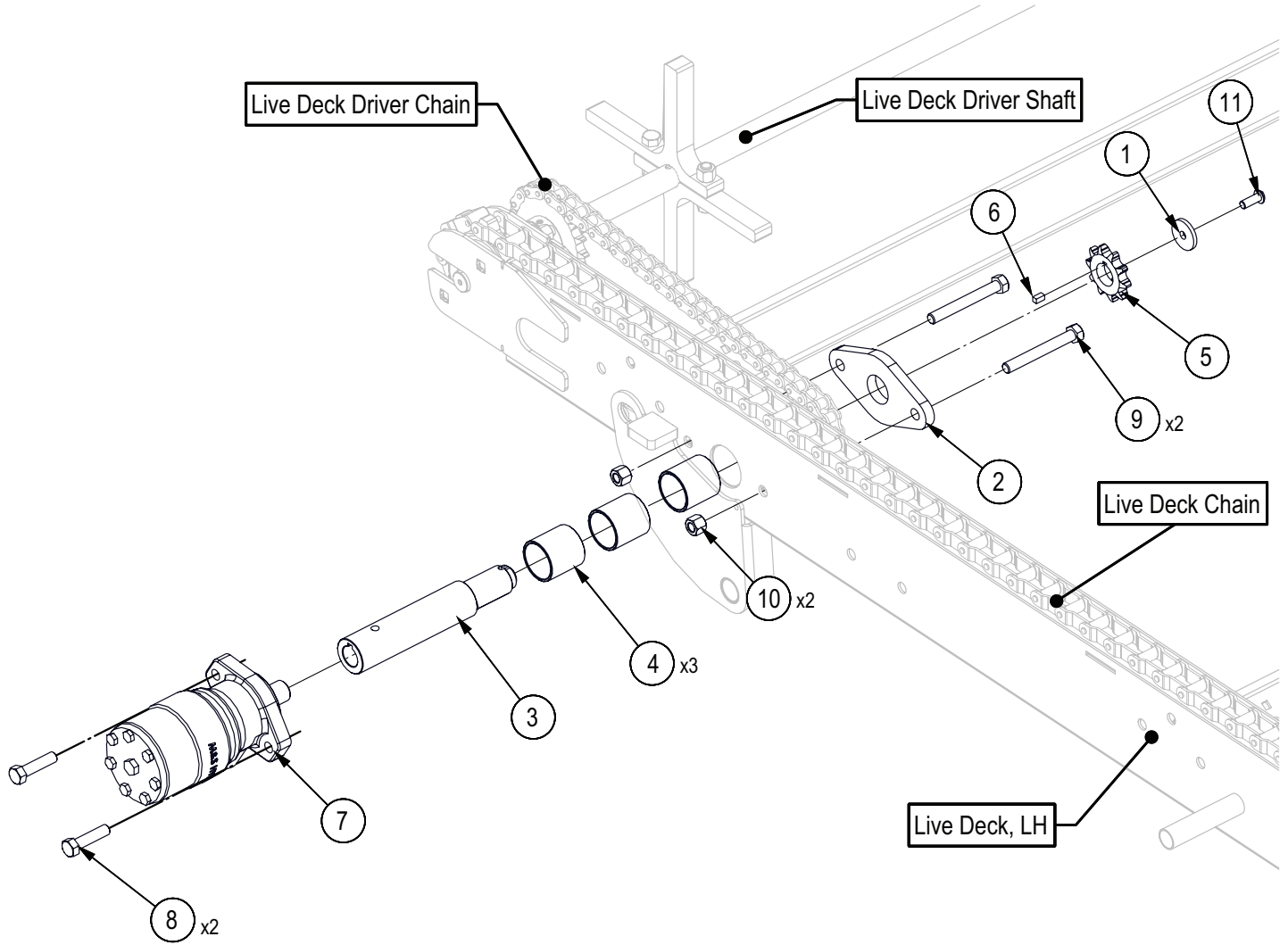
Item No.	Part No.	Description	Qty
1	2250W013	Idler Sprocket Housing	1
2	2250M005	Shaft, Idler	1
3	2250M006	Spacer	1
4	2280M111	Idler Sprocket, 7 Tooth x 1-1/4" Bore	1
5	Z27109	Composite Bearing, 1" ID x 1-1/2" long x 1/8" Wall	1
6	Z71491FT	Hex Bolt, 7/16NC x 6", Full Threads	2
7	Z72141	Hex Nut, 7/16NC	6

**Live Deck Driver Shaft Detail**



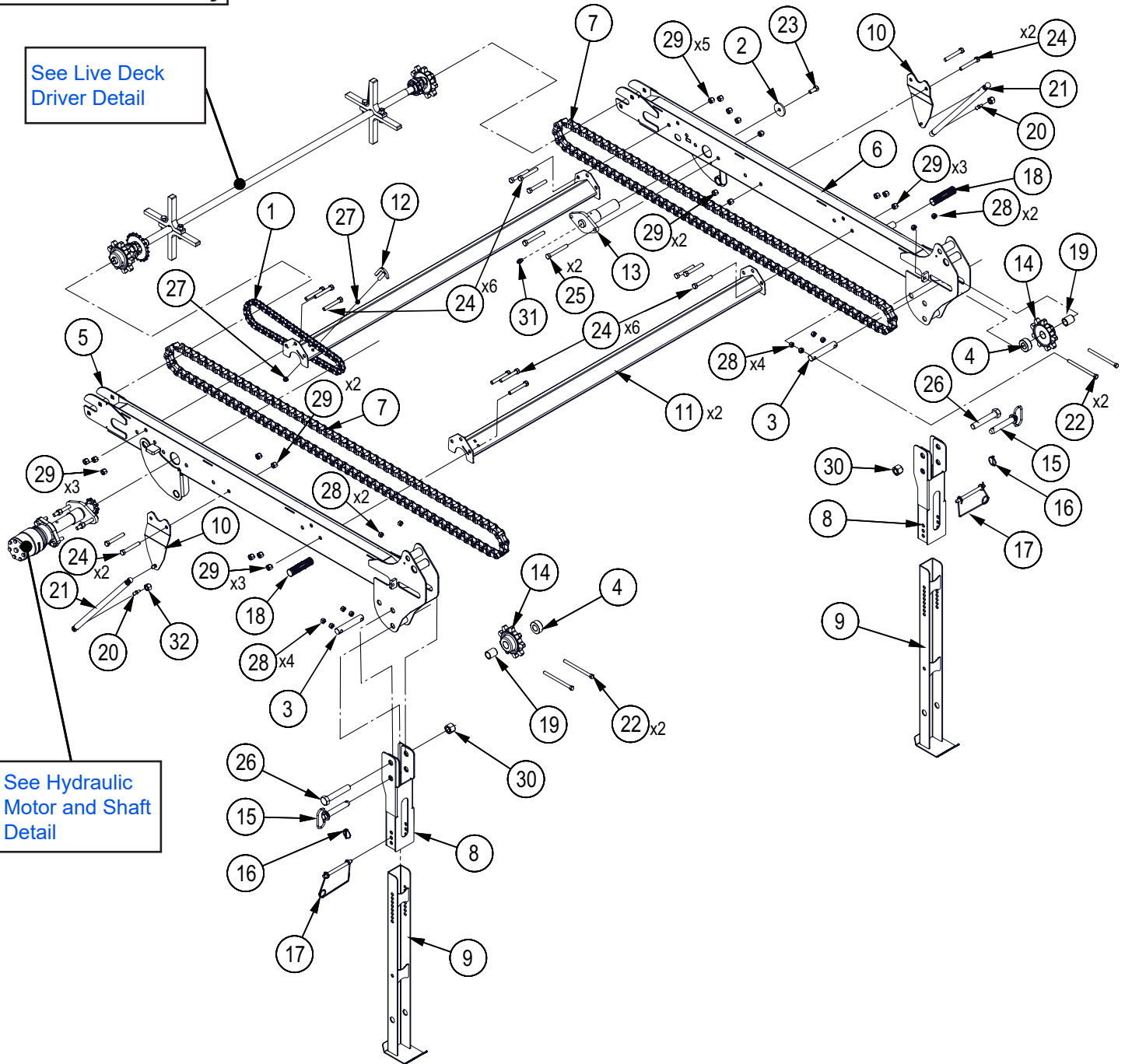
Item No.	Part No.	Description	Qty
1	2250L079	Star, Unloader Half	4
2	2250M003	Shaft, Live Deck Driver	1
3	2250M006	Spacer	2
4	2250W017	Sprocket x 1" Bore	1
5	7015M501	Sprocket, Apron Chain Rear	2
6	Z25101	2-Bolt Flange Bearing, UCFL205-16	2
7	Z46534	Key, 1/4" x 1/4" x 1-1/4"	3
8	Z71520	Hex Bolt, 1/2NC x 2"	4
9	Z72251	Hex Lock Nut, 1/2NC	8
10	Z74112	Set Screw, 1/4NF x 1/4"	4
11	Z74121	Set Screw, 5/16NC x 3/8"	3
12	Z76251	Carriage Bolt, 1/2NC x 1-1/2"	4
13	Z74111	Set Screw, 1/4NC x 1/4"	2

Live Deck Hydraulic Motor and Shaft Detail



Item No.	Part No.	Description	Qty
1	2250L123	Cap, Wedge Pin	1
2	2250L271	Live Deck Shaft Retainer	1
3	2250M016	Shaft, Live Deck Pivot	1
4	Z27101	Fiberglide Bearing, 1-3/4" ID x 2" long x 1/8" wall	1
5	Z42816	Sprocket, #60H x 10 x 1-1/8" w/ Key	1
6	Z46538	Key, 1/4" x 1/4" x 1/2"	1
7	Z54105	Hydraulic Motor, 400CCR	1
8	Z71515	Hex Bolt, 1/2NC x 1-1/2"	2
9	Z71540	Hex Bolt, 1/2NC x 4"	2
10	Z72251	Hex Lock Nut, 1/2NC	2
11	Z71374	Hex Bolt, 3/8NC x 1"	1

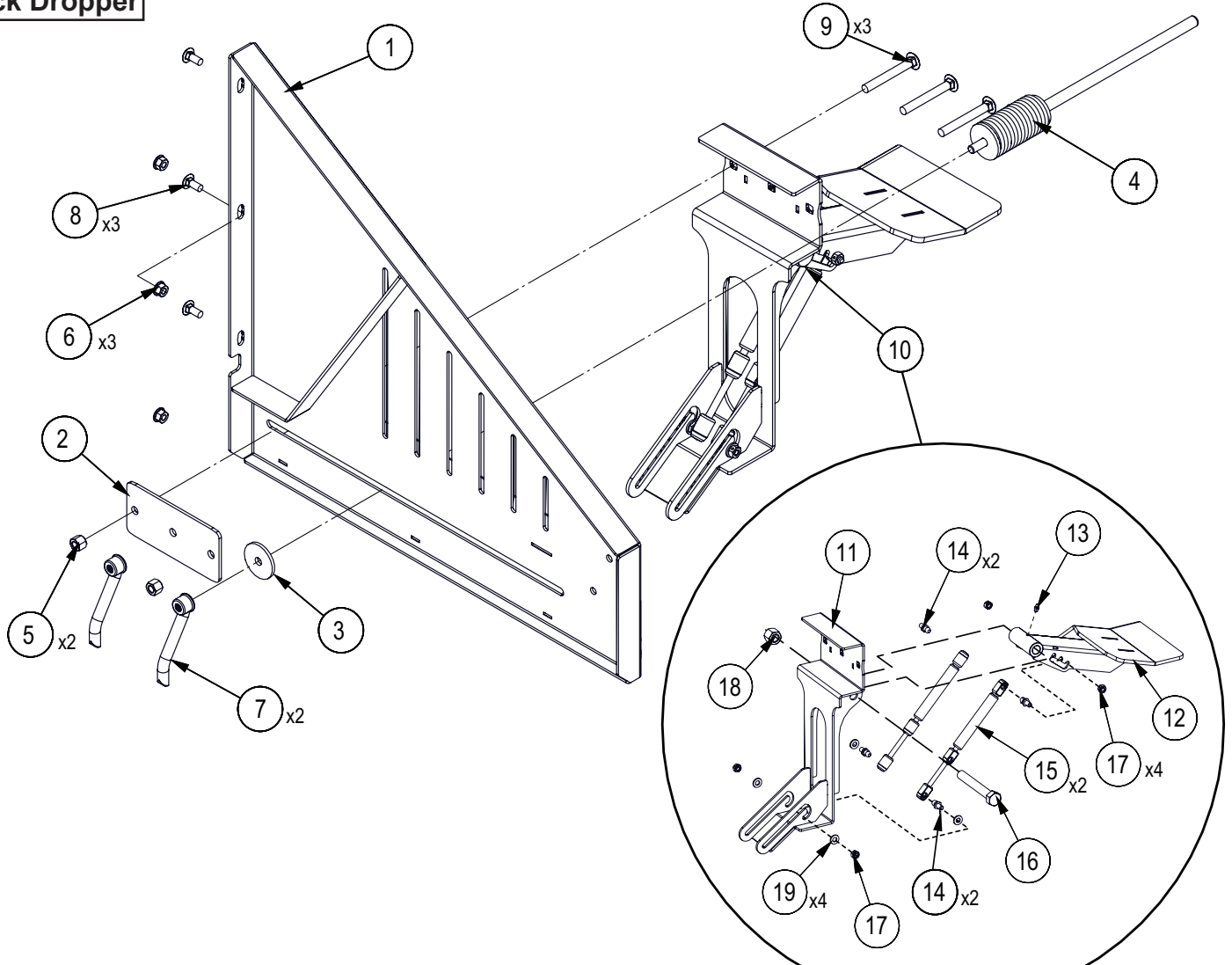
**Live Deck Assembly**



Item No.	Part No.	Description	Qty
1	2250A059	Live Deck Driver Chain	1
2	2250L213	Washer, Live Deck	1
3	2250M005	Shaft, Idler	2
4	2250M006	Spacer	2
5	2250W006	Live Deck LH	1
6	2250W006H	Live Deck RH	1
7	2250W008	Chain, Live Deck	2
8	2250W015	Live Deck Stand	2
9	2250W018	Leg	2
10	2250W024	Gas Spring Mount	2
11	2250W031	Live Deck Secondary brace	2
12	2250W032	Chain Tightener Plunger	1
13	2250W053	Live Deck Pin	1
14	7015M519	Sprocket, Apron Chain Front	2
15	Z11251	Hitch Pin, 7/8" x 4-1/4"	2
16	Z12110	Lynch Pin, 3/16"	2

Item No.	Part No.	Description	Qty
17	Z12441	Snap Lock Pin, 1/2" x 4-1/2"	2
18	Z19321	Handle Grip, 1"	2
19	Z27109	Composite Bearing, 1" ID x 1-1/2" long x 1/8" Wall	2
20	Z34204	Ball Stud, 13mm x 5/16NC	2
21	Z34214	Gas Spring, 22mm OD x 35.68" x 15.75" x 124 lbs	2
22	Z71491FT	Hex Bolt, 7/16NC x 6", Full Threads	4
23	Z71512	Hex Bolt, 1/2NC x 1-1/4"	1
24	Z71535	Hex Bolt, 1/2NC x 3-1/2"	16
25	Z71540	Hex Bolt, 1/2NC x 4"	2
26	Z71874	Hex Bolt, 7/8-9NC x 5"	2
27	Z72151	Hex Nut, 1/2NC	2
28	Z72141	Hex Nut, 7/16NC	12
29	Z72251	Hex Lock Nut, 1/2NC	18
30	Z72281	Hex Lock Nut, 7/8NC	2
31	Z79202	Grease Fitting, 1/4NF	1
32	Z72221	Hex Lock Nut, 5/16NC	2

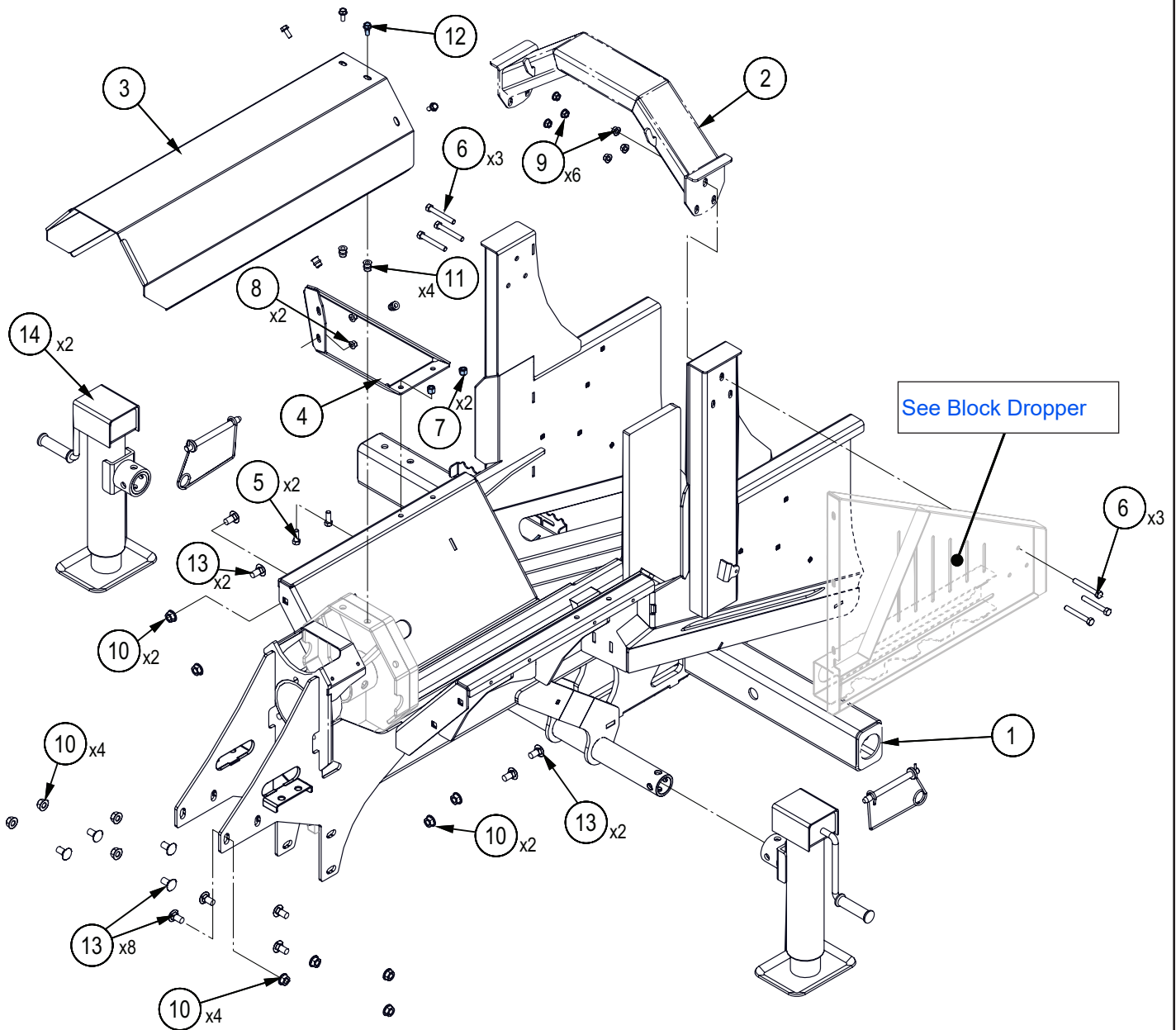
**Block Dropper**



#2250A061 Block Dropper Assembly Detail

Item No.	Part No.	Description	Qty
1	2250W022	Guard Support	1
2	2250L224	Washer, Triple	1
3	2250L228	Base, Log Spring	1
4	2250W055	Log Stop	1
5	Z72231	Hex Lock Nut, 3/8NC	2
6	Z72521	Serrated Flange Locknut, 5/16NC	3
7	Z72981	Handle Nut, 3/8NC	2
8	Z76221	Carriage Bolt, 5/16NC x 3/4"	3
9	Z76238	Carriage Bolt, 3/8NC x 3"	3
10	2250A061	Assembly, Block Dropper	1
11	2250W026	Dropper Base	1
12	2250W027	Dropper Arm	1
13	Z29202	Grease Fitting, 1/4NF	1
14	Z34208	Ball Stud, 10mm x 5/16NC	4
15	Z34209	Gas Spring, 8mm x 9.65" x 3.15" x 56 lbs	2
16	Z71645	Hex Bolt, 5/8NC x 4-1/2"	1
17	Z72223	Hex CTR-lock Nut, 5/16NC	4
18	Z72261	Hex Lock Nut, 5/8NC	1
19	Z73122	SAE Washer, 5/16"	4

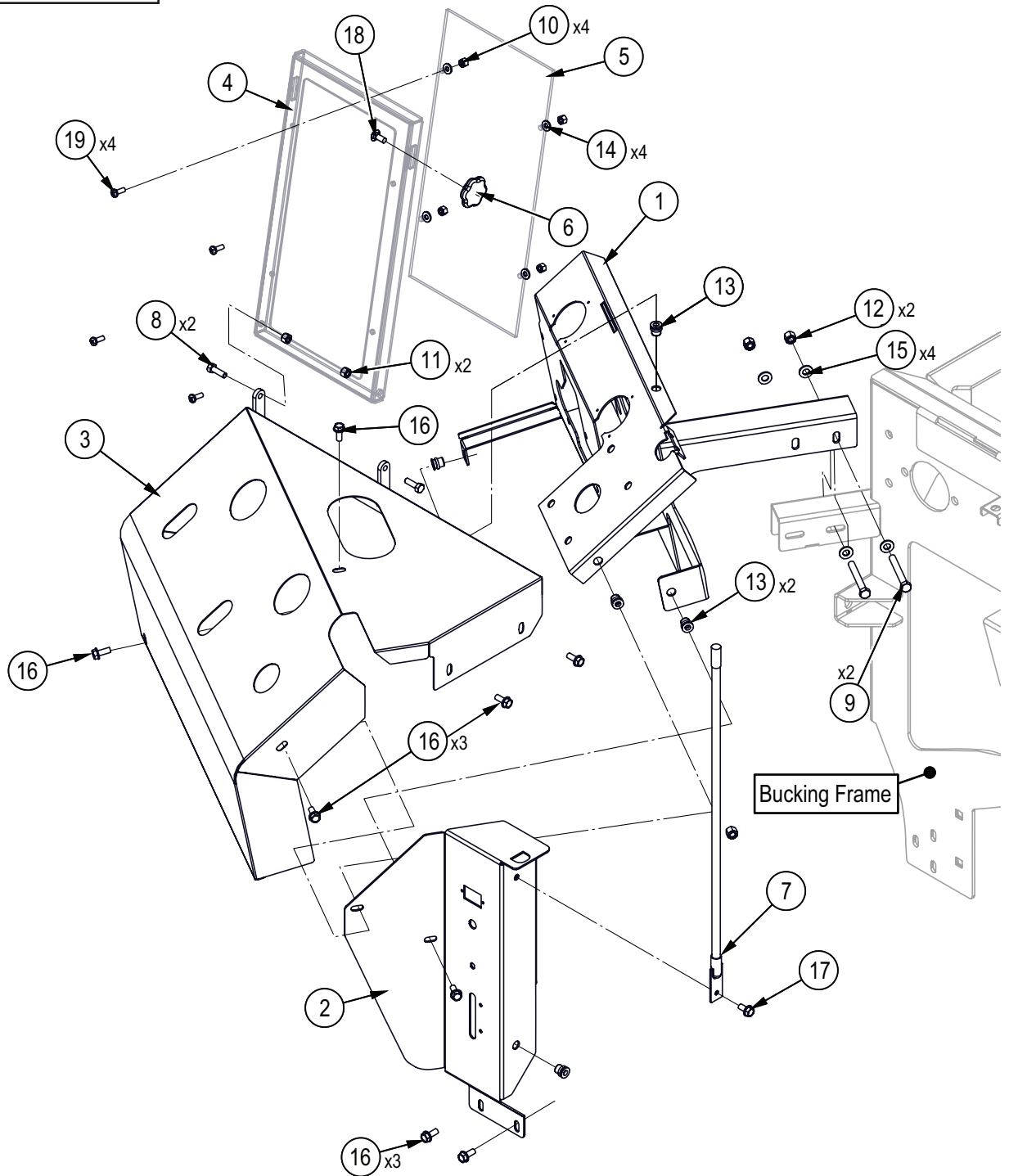
**Splitter Assembly – Left-hand Side**



Item No.	Part No.	Description	Qty
1	2250W001	Cylinder Bed	1
2	2250W029	Arch	1
3	2250L005	Cover, Splitter	1
4	2250L144	Backstop	1
5	Z71310	Hex Bolt, 3/8NC x 1"	2
6	Z71327	Hex Bolt, 3/8NC x 2-3/4"	6
7	Z72231	Hex Lock Nut, 3/8NC	2
8	Z72521	Serrated Flange Locknut, 5/16NC	2
9	Z72531	Serrated Flange Locknut, 3/8NC	6
10	Z72551	Serrated Flange Locknut, 1/2NC	12
11	Z72957	Rivet Nut, 5/16NC x 312	4
12	Z76121	Flange Bolt, 5/16NC x 3/4"	4
13	Z76252	Carriage Bolt, 1/2NC x 1"	12
14	Z91512	Trailer Jack, Side Wind x 2000lbs	2



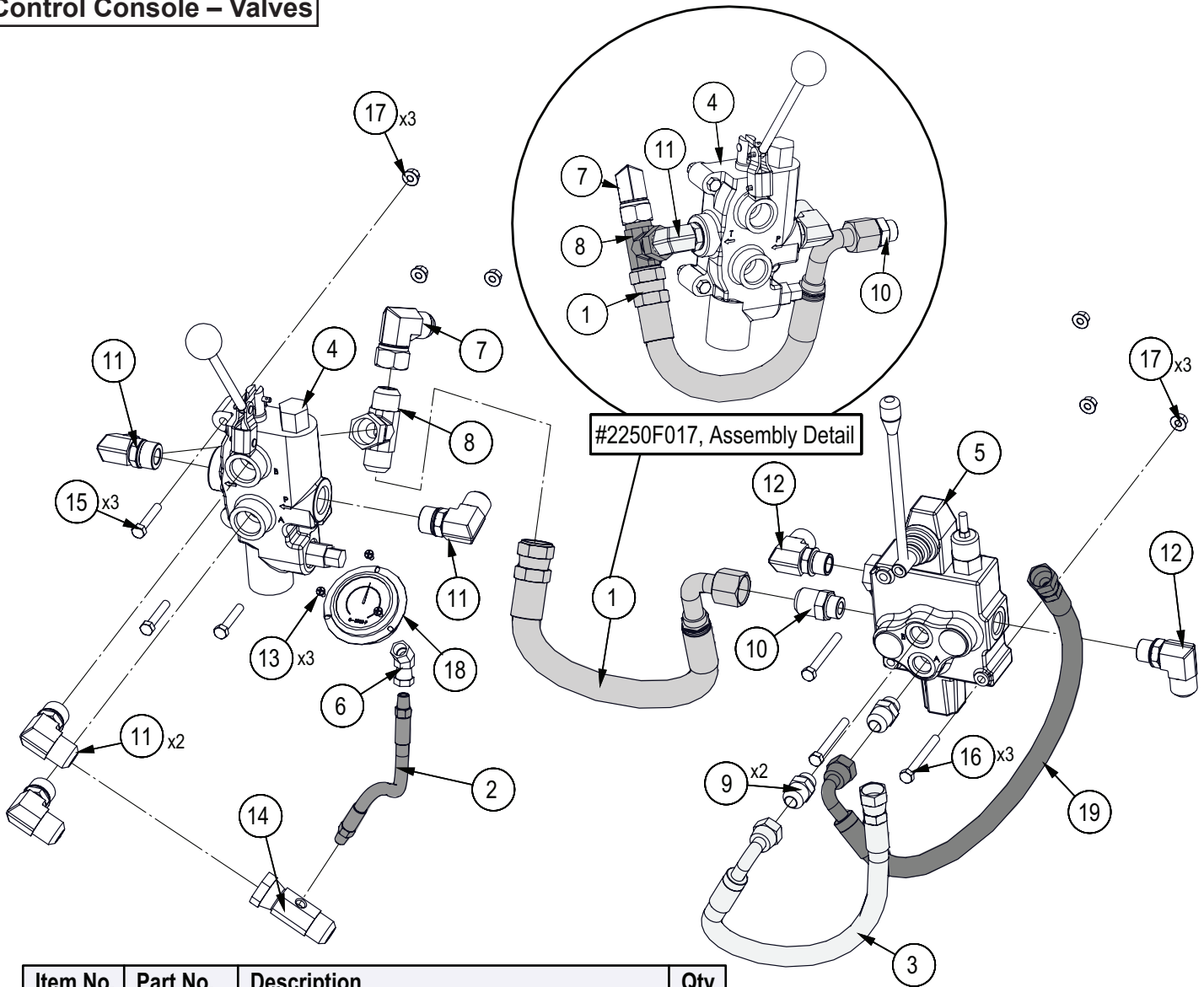
Control Console Cover



Item No.	Part No.	Description	Qty
1	2250W020	Console Arm	1
2	2250W037	Console Valve Blocks	1
3	2250W058	Cover, Hydraulic	1
4	2250L134	Frame, Polycarbonate Guard	1
5	2250S014	Shield, Saw Chain	1
6	Z19313	Hand Knob, 5/16NC Female Stud	1
7	Z19908	Blade Guide, 1/2" x 24"	1
8	Z71210	Hex Bolt, 5/16NC x 1"	2
9	Z71330	Hex Bolt, 3/8NC x 3"	2
10	Z72211	Hex Lock Nut, 1/4NC	4

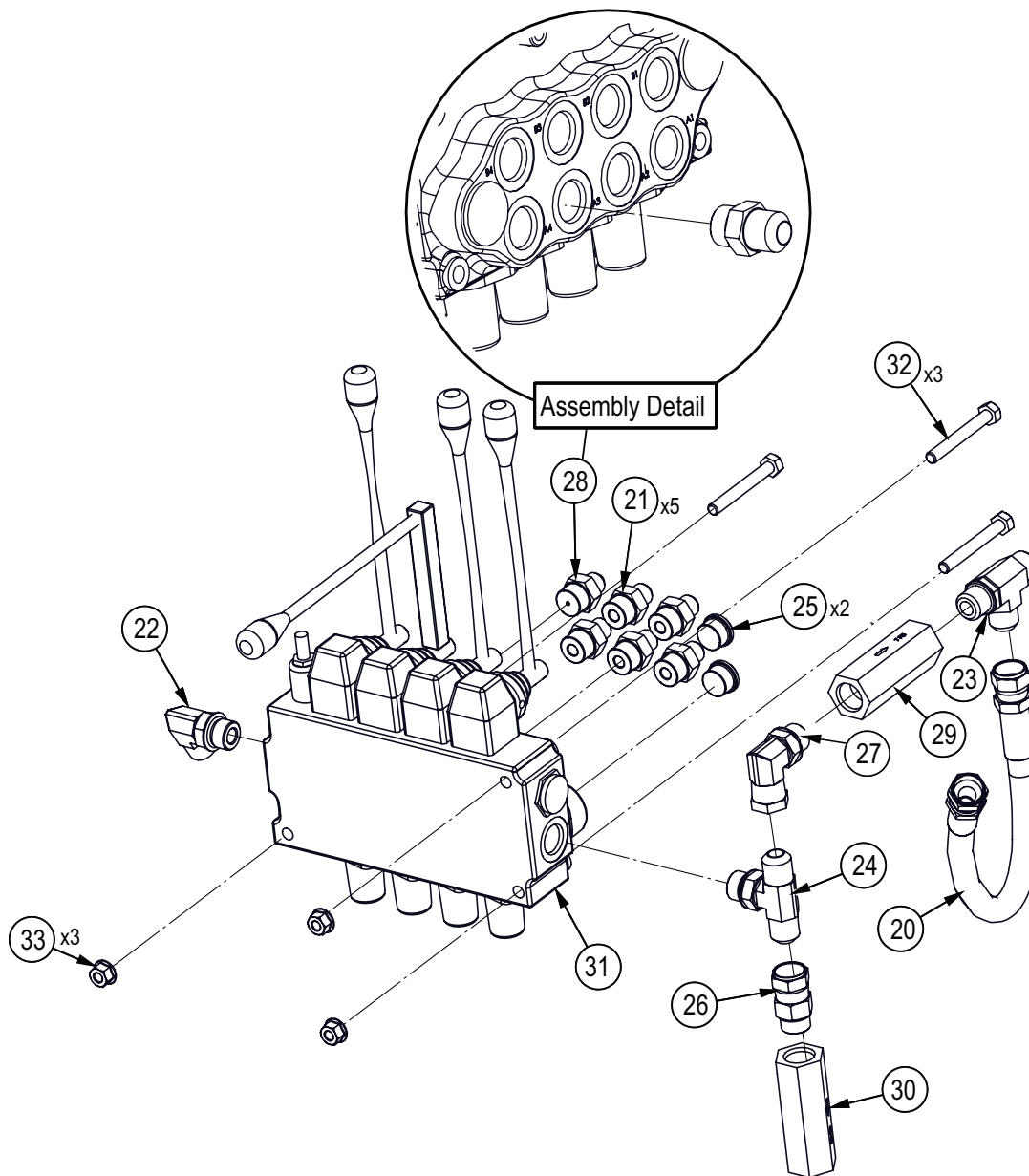
Item No.	Part No.	Description	Qty
11	Z72221	Hex Lock Nut, 5/16NC	2
12	Z72231	Hex Lock Nut, 3/8NC	2
13	Z72956	Rivet Nut, 5/16NC x 150	5
14	Z73111	SAE Washer, 1/4"	4
15	Z73131	SAE Washer, 3/8"	4
16	Z76121	Flange Bolt, 5/16NC x 3/4"	8
17	Z76124	Flange Bolt, 5/16NC x 5/8"	1
18	Z76221	Carriage Bolt, 5/16NC x 3/4"	1
19	Z78301	Machine Screw, 1/4NC x 3/4"	4

**Control Console – Valves**



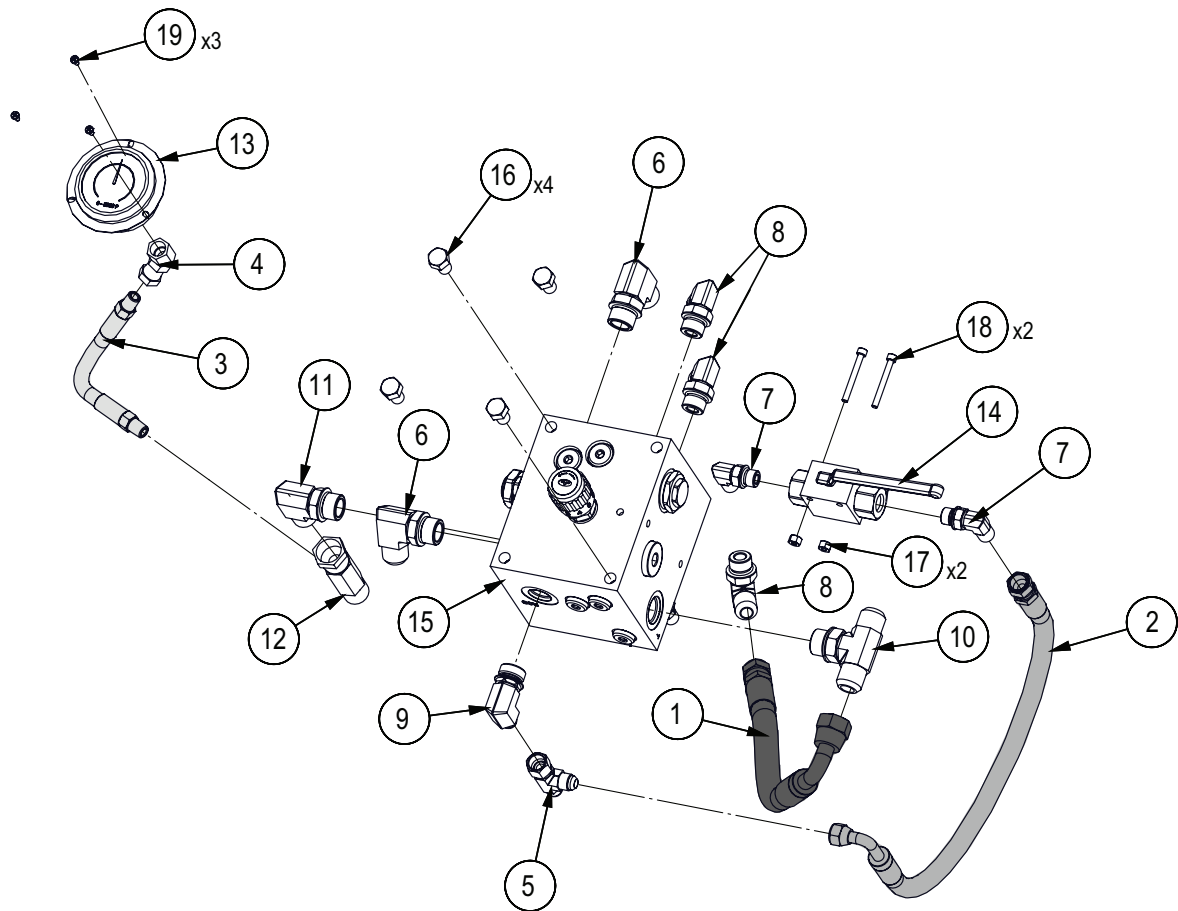
Item No.	Part No.	Description	Qty
1	2250F017	3/4" Hose, FJIC12 x 90FJIC12 x 13"	1
2	2250F025	1/4" Hose, MP04 x MP04 x 11"	1
3	2250F036	1/2" Hose, FJIC10 x 90FJIC08 x 15"	1
4	Z56226	Single Spool Valve, OC Tandem SCD x 22GPM	1
5	Z56227	Single Spool Valve, OC Tandem PB x 18GPM	1
6	Z51361	Elbow 45, FP x FPX 0404	1
7	Z51561	Elbow 90, MJIC x FJICX 1212	1
8	Z51596	Tee, MJIC x MJIC x FJICX 121212	1
9	Z51643	Straight, MJIC x MORB 0808	2
10	Z516415	Straight, MJIC x MORB 1210	1
11	Z516501	Elbow 90, MJIC x MORB 1212	4
12	Z51654	Elbow 90, MJIC x MORB 1210	2
13	Z76715	Self-tapping Screw, #6 x 3/8"	3
14	Z51938	Tee, MJIC x FJICX x FP 121204	1
15	Z71217	Hex Bolt, 5/16NC x 1-3/4"	3
16	Z71227	Hex Bolt, 5/16NC x 2-3/4"	3
17	Z72521	Serrated Flange Locknut, 5/16NC	6
18	Z55909	Pressure Gauge, MP04 x 3000psi	1
19	2250F003	1/2" Hose, FJIC10 x 90FJIC10 x 21"	1

## Control Console Valves – Continued



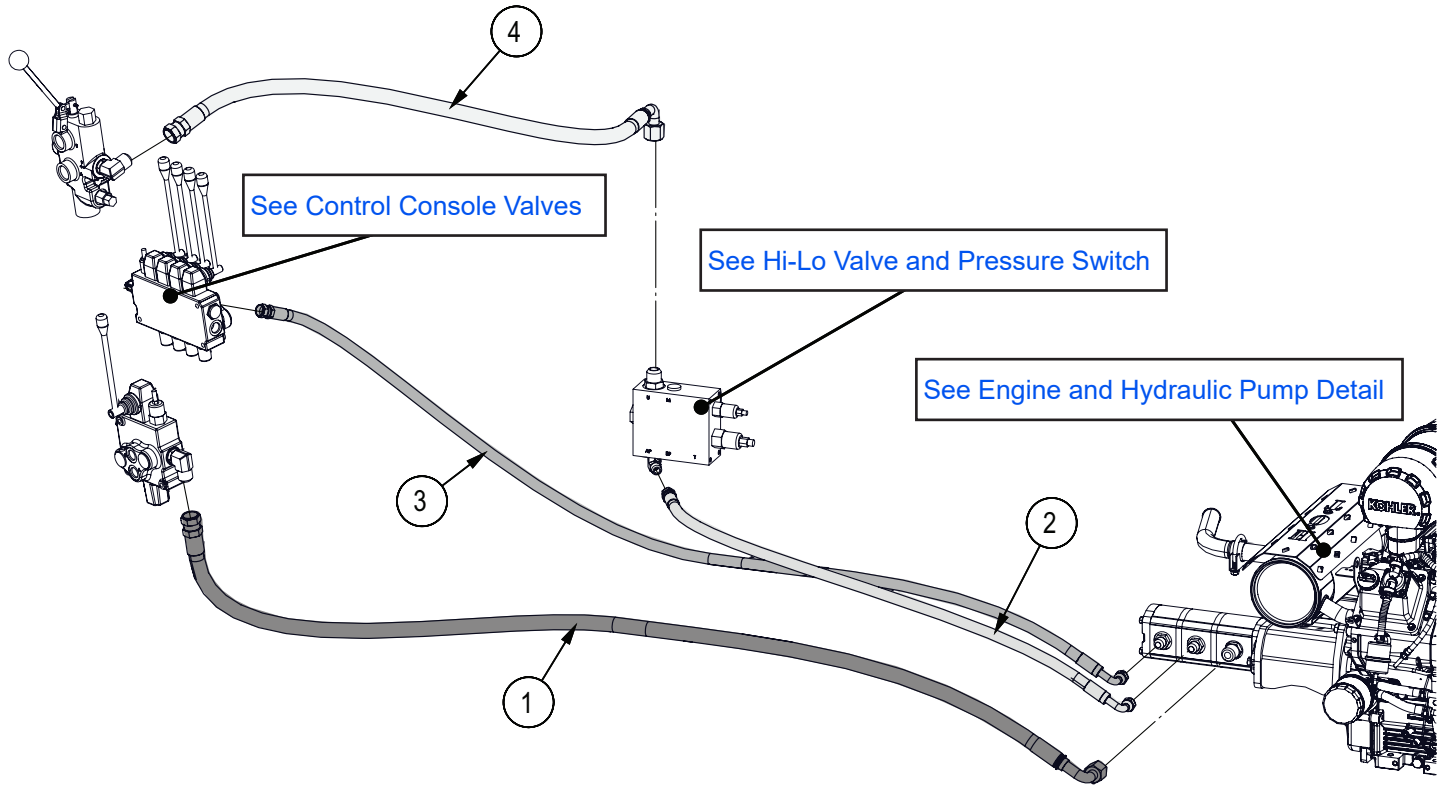
Item No.	Part No.	Description	Qty
20	2250F037	3/8" Hose, FJIC08 x FJIC08 x 15"	1
21	Z51644	Straight, MJIC x MORB 0608	5
22	Z51653	Elbow 90, MJIC x MORB 0808	1
23	Z51673	Tee, MJIC x MORB x MJIC 080808	1
24	Z51675	Tee, MJIC x MJIC x MORB 080808	1
25	Z51693	Socket Plug, MORB 08	2
26	Z51762	Straight, MORB x FJICX 0808	1
27	Z51771	Elbow 90, MORB x FJICX 0808	1
28	Z51941	Straight, MJIC x MORB 0608 x 0.062" Orifice	1
29	Z56108	Check Valve, ORB08 x 7psi	1
30	Z56109	Check Valve, ORB08 x 72psi	1
31	Z56228	Four Spool Valve, OC x 12GPM	1
32	Z71225	Hex Bolt, 5/16NC x 2-1/2"	3
33	Z72521	Serrated Flange Locknut, 5/16NC	3

## Control Console – Processor



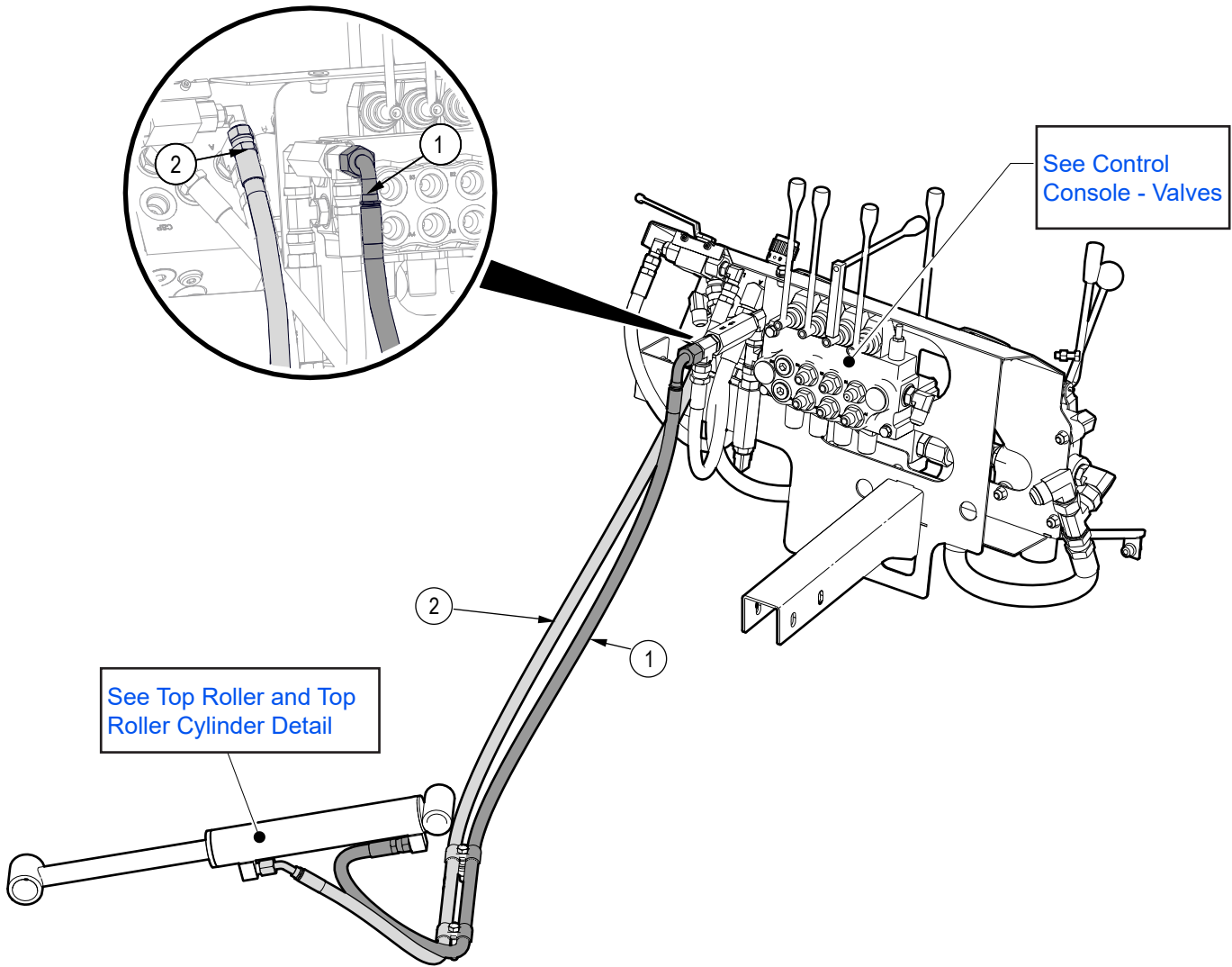
Item No.	Part No.	Description	Qty
1	2250F004	1/2" Hose, FJIC08 x 90FJIC10 x 8"	1
2	2250F027	3/8" Hose, FJIC06 x 90FJIC06 x 17"	1
3	2250F050	1/4" Hose, MP04 x MP04 x 6"	1
4	Z51361	Elbow 45, FP x FPX 0404	1
5	Z51592	Tee, MJIC x FJICX x MJIC 060606	1
6	Z516502	Elbow 90, MJIC x MORB 1010	2
7	Z51651	Elbow 90, MJIC x MORB 0606	2
8	Z51653	Elbow 90, MJIC x MORB 0808	3
9	Z51655	Elbow 90, MJIC x MORB 0608	1
10	Z51676	Tee, MJIC x MJIC x MORB 101010	1
11	Z51658	Elbow 90, MJIC x MORB 0810	1
12	Z51942	Tee, MJIC x FJICX x FP 080804	1
13	Z55909	Pressure Gauge, 3000psi	1
14	Z56311	Ball Valve, ORB06	1
15	Z56701	Manifold, Clamp + Saw Sequence x 14GPM	1
16	Z71475	Hex Bolt, 7/16NF x 5/8"	4
17	Z72203	Hex Lock Nut, #10NC	2
18	Z75102	SHCS, #10NC x 1-3/4"	2
19	Z76715	Self-tapping Screw, #6 x 3/8"	3

**Hydraulic System – Engine**



Item No.	Part No.	Description	Qty
1	2250F008	3/4" Hose, FJIC12 x 90FJIC12 x 74"	1
2	2250F009	1/2" Hose, FJIC08 x 90FJIC08 x 40"	1
3	2250F010	1/2" Hose, FJIC08 x 90FJIC08 x 70"	1
4	2250F012	3/4" Hose, FJIC12 x 90FJIC12 x 40"	1

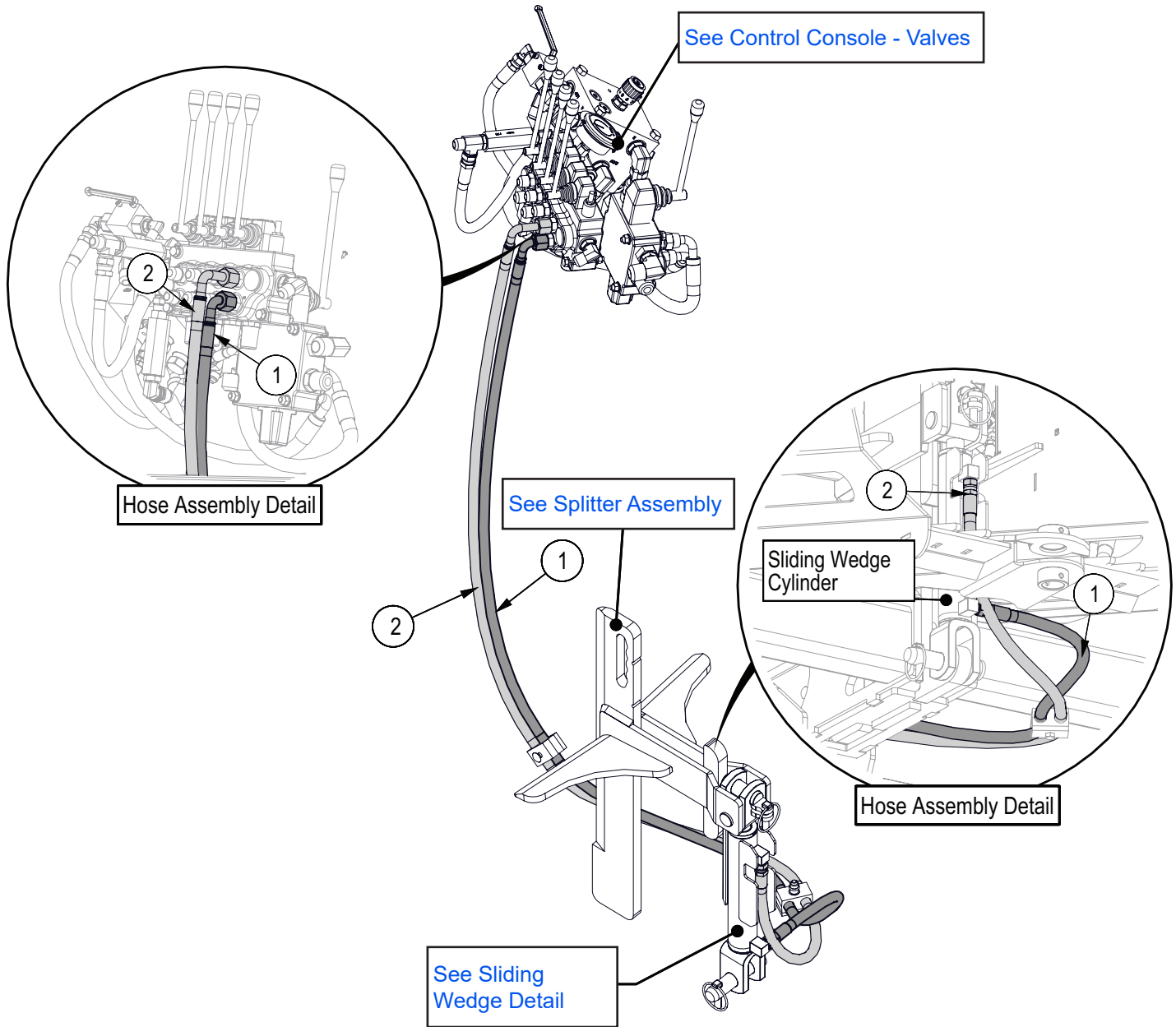
Hydraulic System – Top Roller Cylinder



Item No.	Part No.	Description	Qty
1	2250F023	3/8" Hose, FJIC06 x 90FJIC08 x 53"	1
2	2250F024	3/8" Hose, FJIC06 x 45FJIC06 x 59"	1

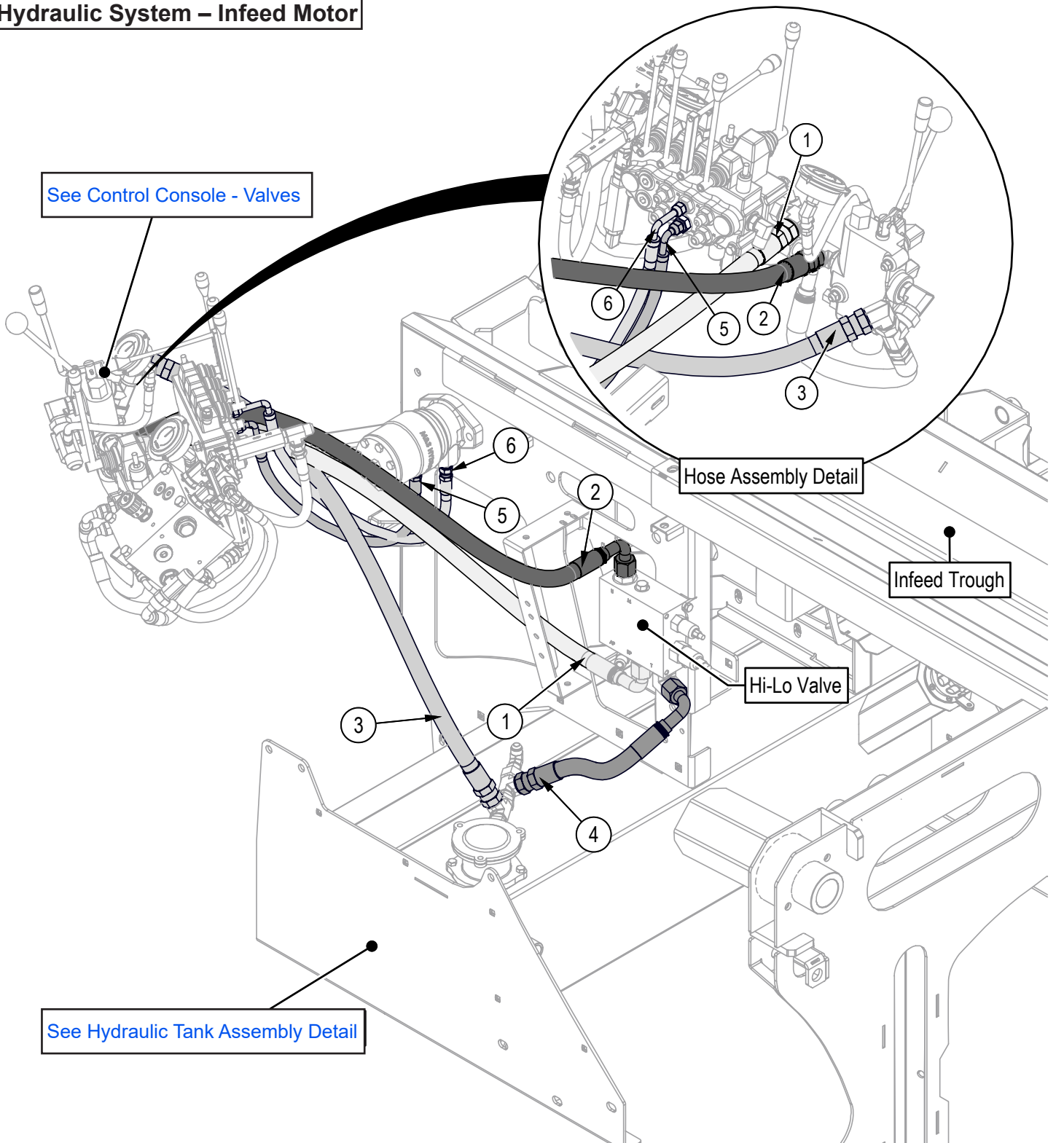
ECR03557

**Hydraulic System – Splitter Sliding Wedge**



Item No.	Part No.	Description	Qty
1	2250F044	3/8" Hose, FJIC06 x 90FJIC08 x 64"	1
2	2250F045	3/8" Hose, FJIC06 x LG90FJIC06 x 75"	1

Hydraulic System – Infeed Motor



See Control Console - Valves

Hose Assembly Detail

Infeed Trough

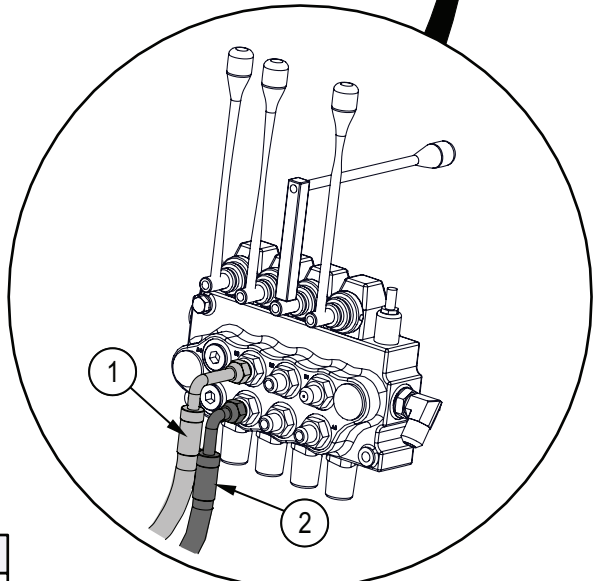
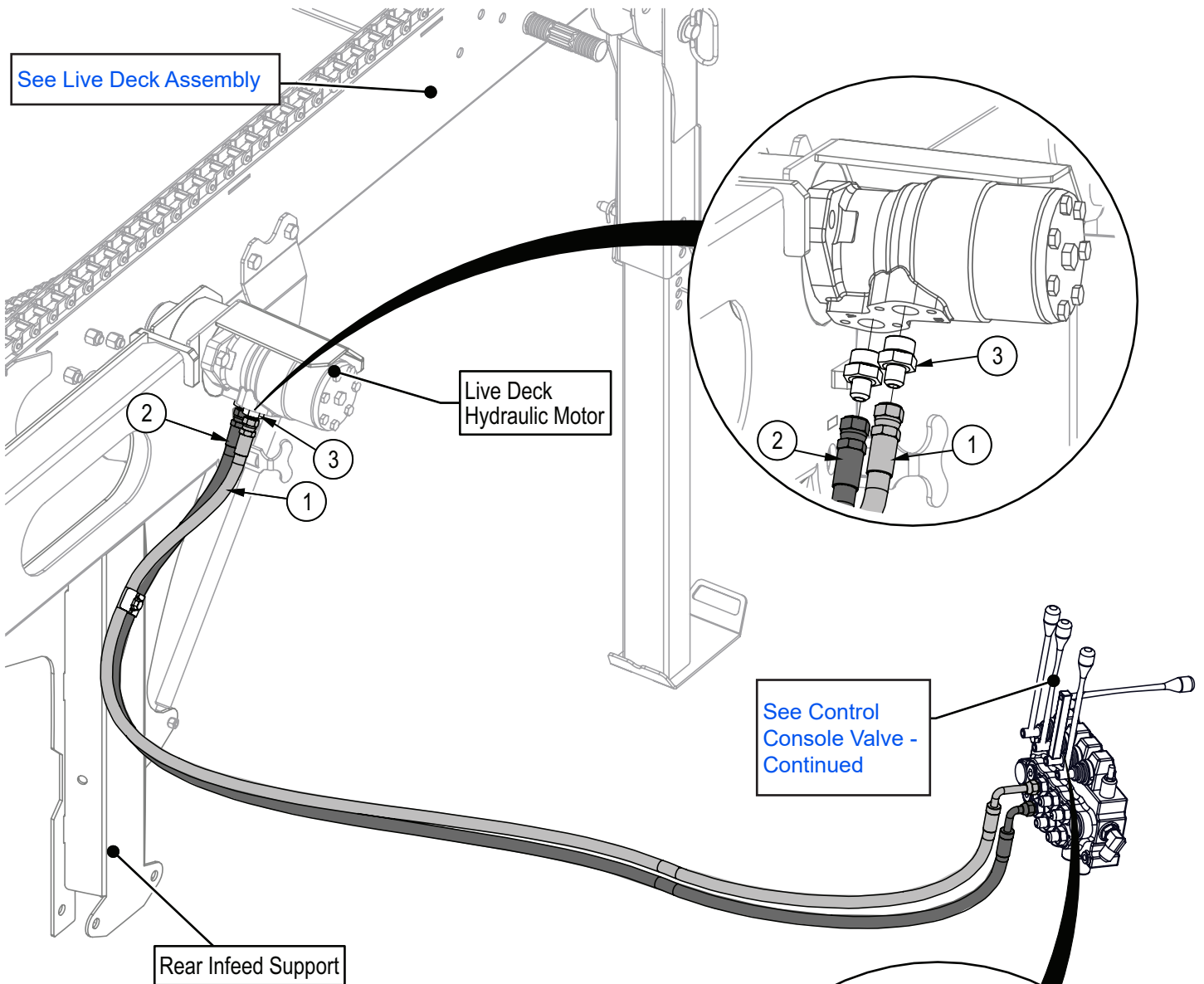
Hi-Lo Valve

See Hydraulic Tank Assembly Detail

Item No.	Part No.	Description	Qty
1	2250F011	3/4" Hose, FJIC12 x 90FJIC12 x 37"	1
2	2250F012	3/4" Hose, FJIC12 x 90FJIC12 x 40"	1
3	2250F016	3/4" Hose, FJIC12 x FJIC12 x 40"	1
4	2250F038	3/4" Hose, FJIC12 x 90FJIC12 x 11"	1
5	2250F046	3/8" Hose, FJIC06 x 90FJIC06 x 19"	1
6	2250F047	3/8" Hose, FJIC06 x LG90FJIC06 x 21"	1

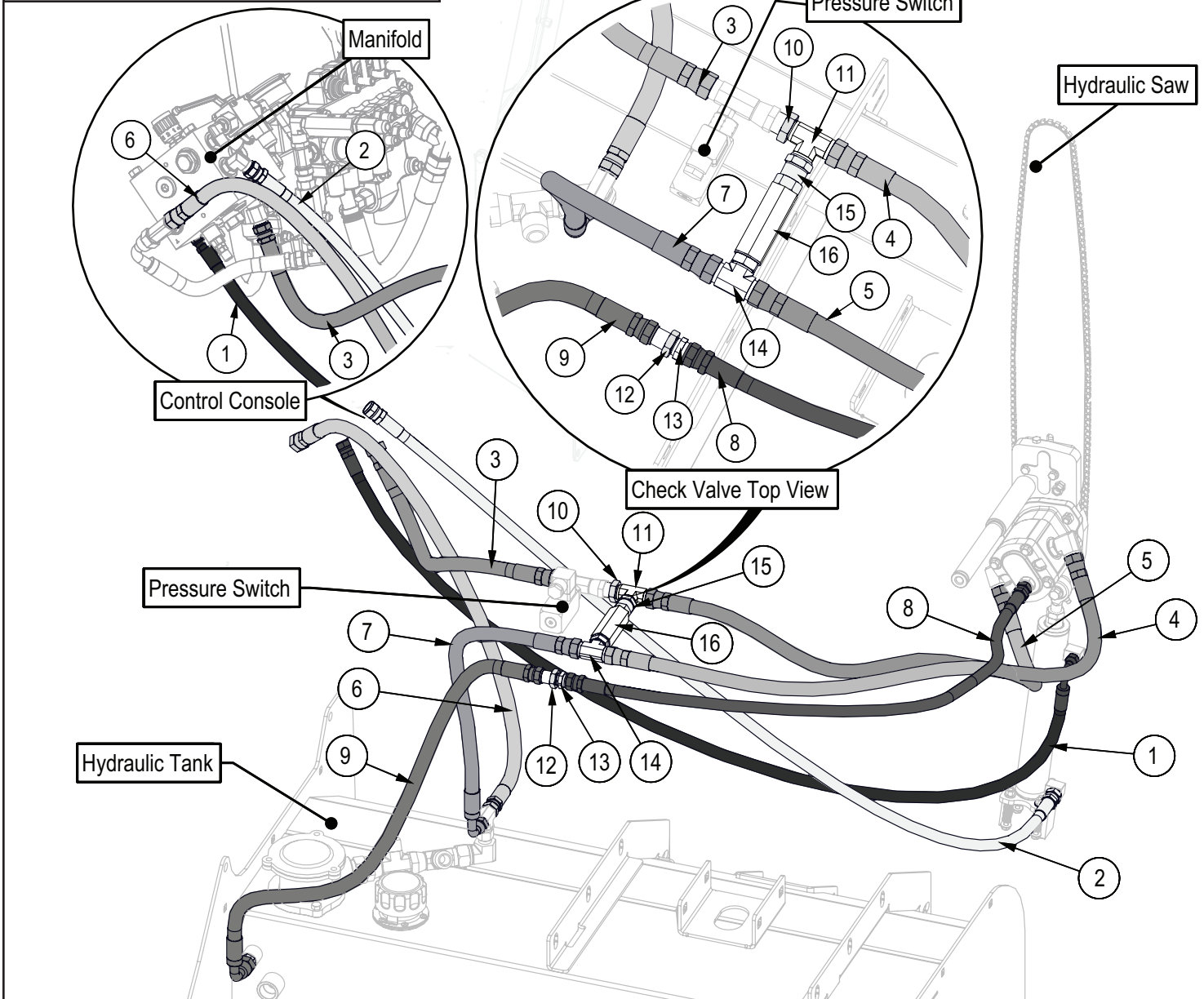


Hydraulic System – Live Deck



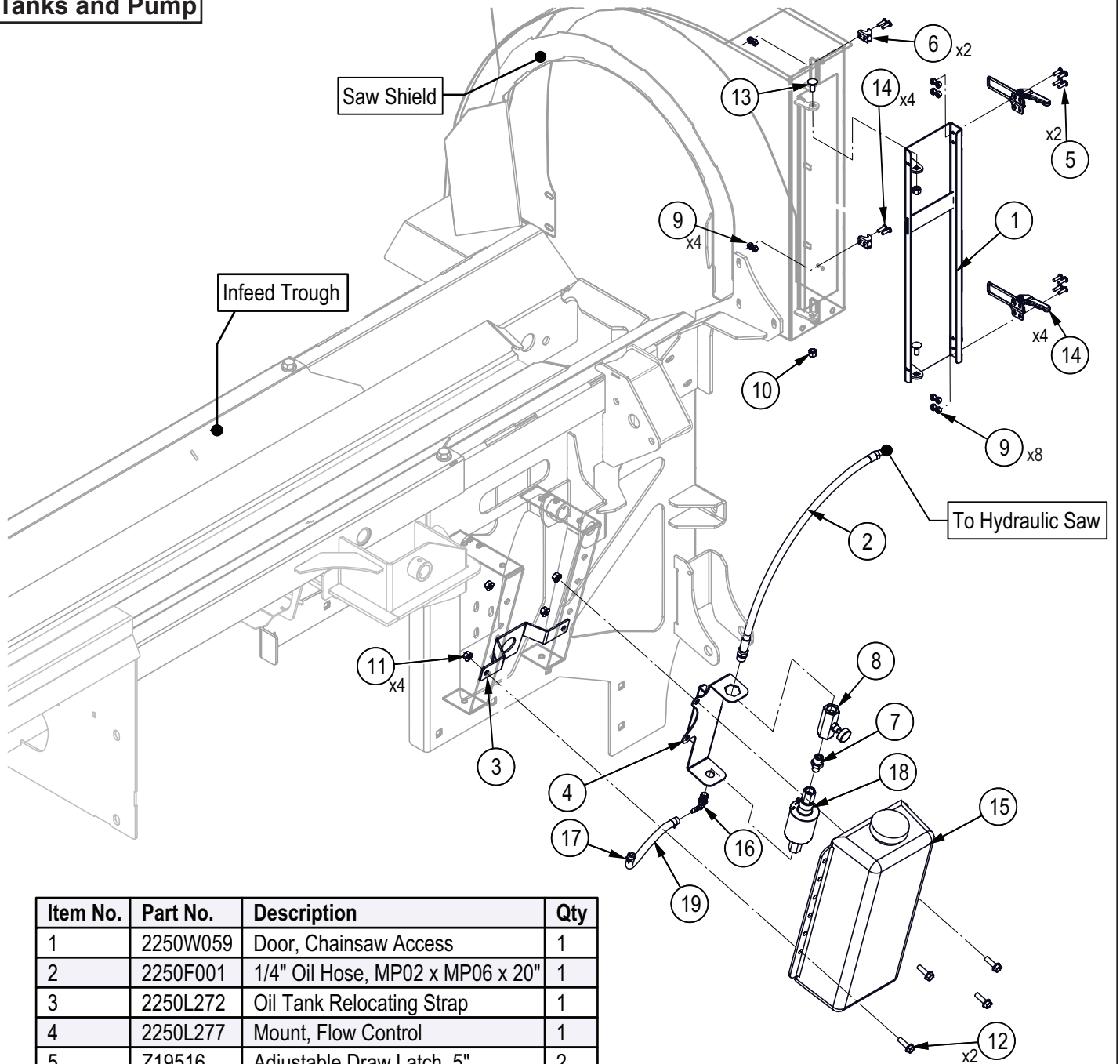
Item No.	Part No.	Description	Qty
1	2250F049	3/8" Hose, FJIC06 x LG90FJIC06 x 80"	1
2	2250F048	3/8" Hose, FJIC06 x 90FJIC06 x 80"	1
3	Z51645	Straight, MJIC x MORB 0610	2

Hydraulic System – Hydraulic Saw



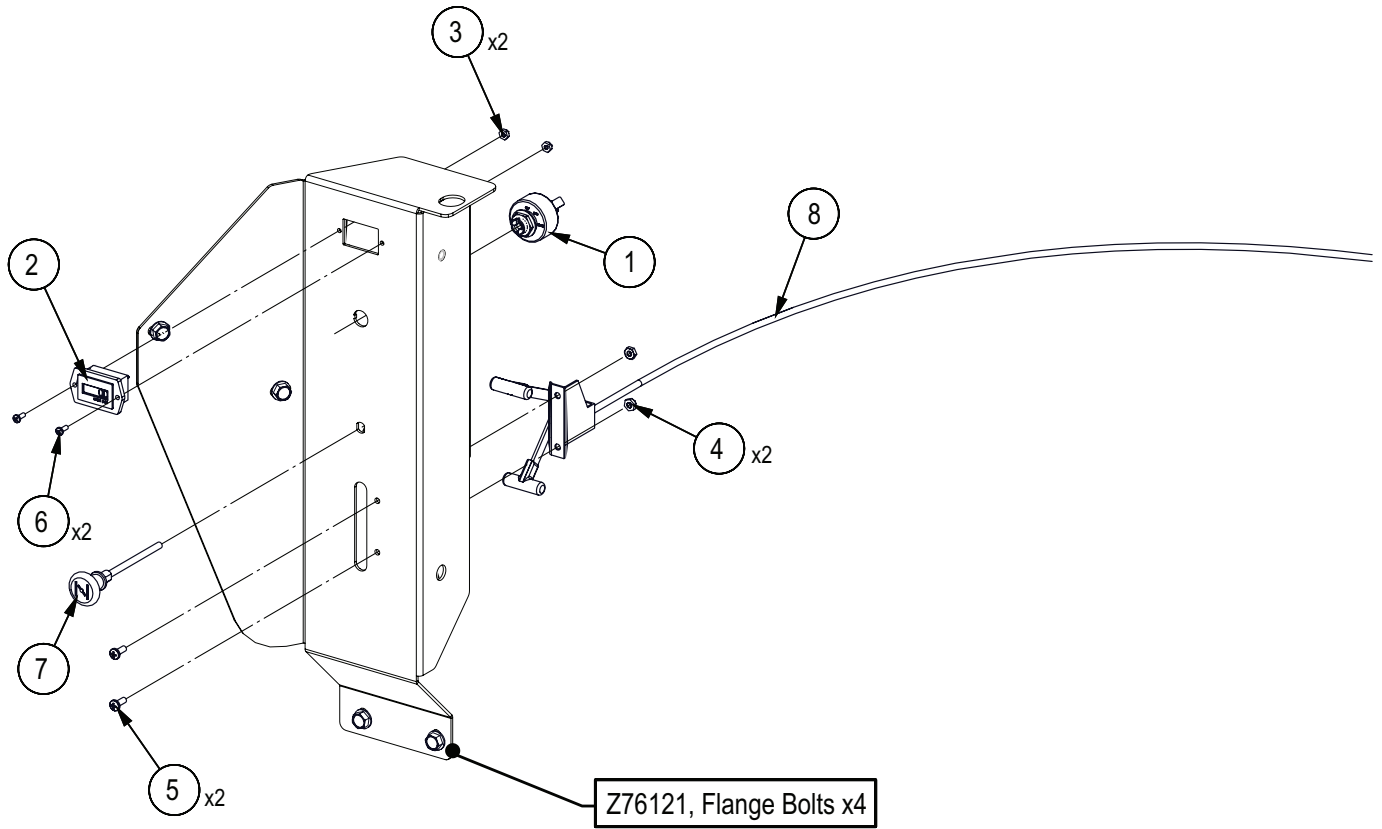
Item No.	Part No.	Description	Qty
1	2250F029	3/8" Hose, FJIC06 x 90FJIC06 x 59"	1
2	2250F031	3/8" Hose, FJIC06 x FJIC08 x 56"	1
3	2250F032	1/2" Hose, FJIC08 x FJIC08 x 27"	1
4	2250F033	1/2" Hose, FJIC08 x FJIC10 x 35"	1
5	2250F034	1/2" Hose, FJIC10 x FJIC08 x 36"	1
6	2250F040	1/2" Hose, FJIC08 x FJIC10 x 31"	1
7	2250F041	1/2" Hose, FJIC08 x 90FJIC08 x 19"	1
8	2250F042	3/8" Hose, FJIC08 x FJIC08 x 35"	1
9	2250F043	1/2" Hose, FJIC08 x 90FJIC10 x 30"	1
10	Z514903	BH Locknut, 10	1
11	Z514904	Tee, MJIC x MJIC x BH 101010	1
12	Z51493	BH Locknut, 08	1
13	Z51497	Straight, MJIC x BH 0808	1
14	Z51676	Tee, MJIC x MJIC x MORB 101010	1
15	Z51763	Straight, MORB x FJICX 1010	1
16	Z56108	Check Valve, ORB08 x 7psi	1

**Oil Tanks and Pump**



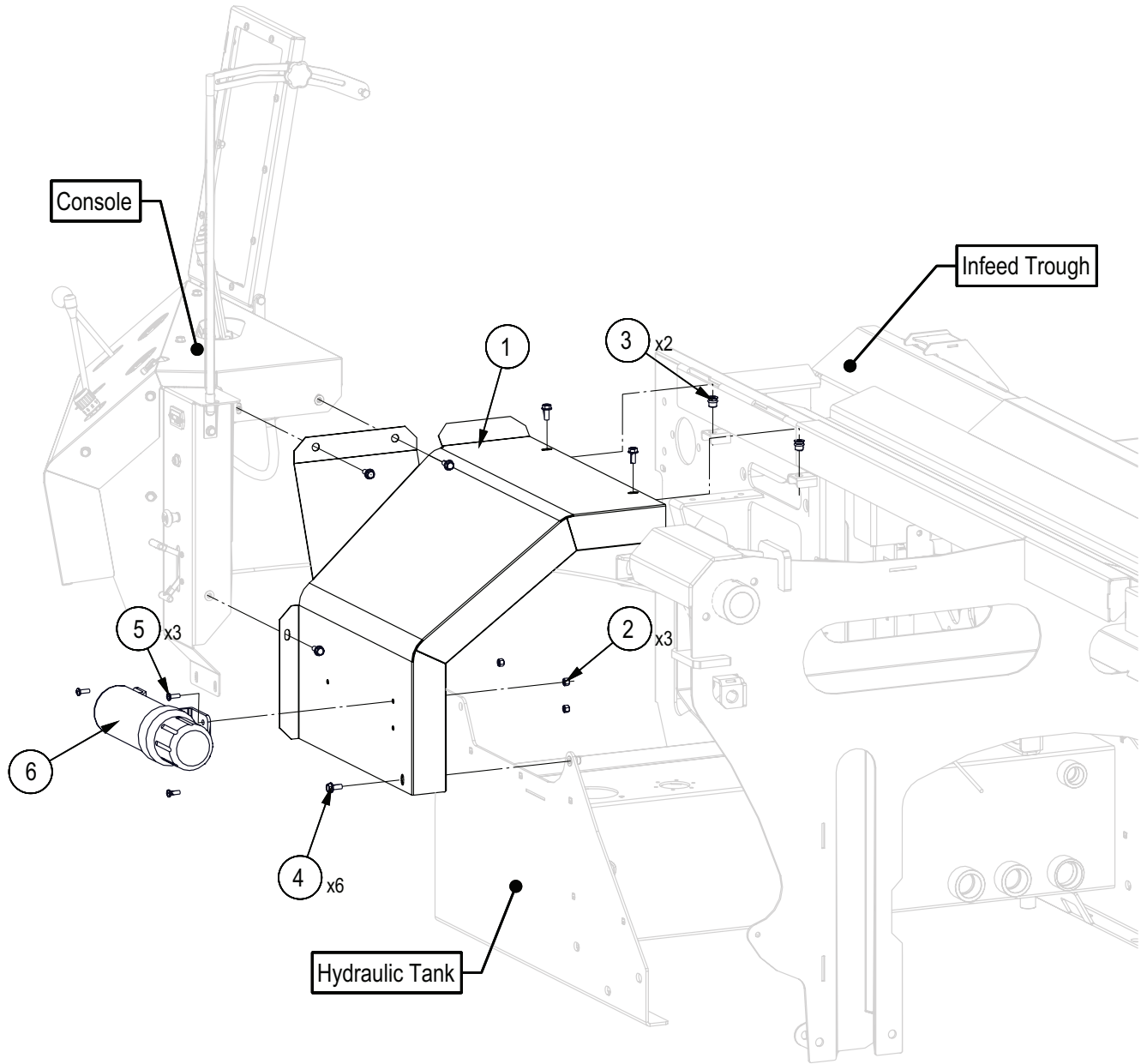
Item No.	Part No.	Description	Qty
1	2250W059	Door, Chainsaw Access	1
2	2250F001	1/4" Oil Hose, MP02 x MP06 x 20"	1
3	2250L272	Oil Tank Relocating Strap	1
4	2250L277	Mount, Flow Control	1
5	Z19516	Adjustable Draw Latch, 5"	2
6	Z19517	Catch for Z19516	2
7	Z51129	Straight, MP x MP 0604	1
8	Z56301	Flow Control, Needle x 0-9GPM	1
9	Z72204	Hex Lock Nut, #10NF	12
10	Z72221	Hex Lock Nut, 5/16NC	2
11	Z72521	Serrated Flange Locknut, 5/16NC	4
12	Z76125	Flange Bolt, 5/16NC x 1"	4
13	Z76221	Carriage Bolt, 5/16NC x 3/4"	2
14	Z78324	Machine Screw, #10NF x 5/8"	12
15	Z93119	6qt Tank, Semi-transparent	1
16	Z93312	Plastic Elbow 90, MP x HB 0404	1
17	Z93320	Fuel Line Clip, 1/2" OD Hose	2
18	Z93330	12VDC Fuel Pump	1
19	2250F056	EPA Fuel Line, 1/4" x 7"	1

**Control Console**



Item No.	Part No.	Description	Qty
1	Z47514	Kohler Engine Switch	1
2	Z64611	Hour Meter, 4.5-60 VDC Rectangular	1
3	Z72731	Machine Nut, #6NC	2
4	Z72752	Machine Nut, #10NF	2
5	Z78303	Machine Screw, #10NF x 1/2"	2
6	Z78304	Machine Screw, #6NC x 3/8"	2
7	Z92130	Remote Choke	1
8	Z92131	Remote Throttle w/ Cable, 90"	1


**Hydraulic Guard**



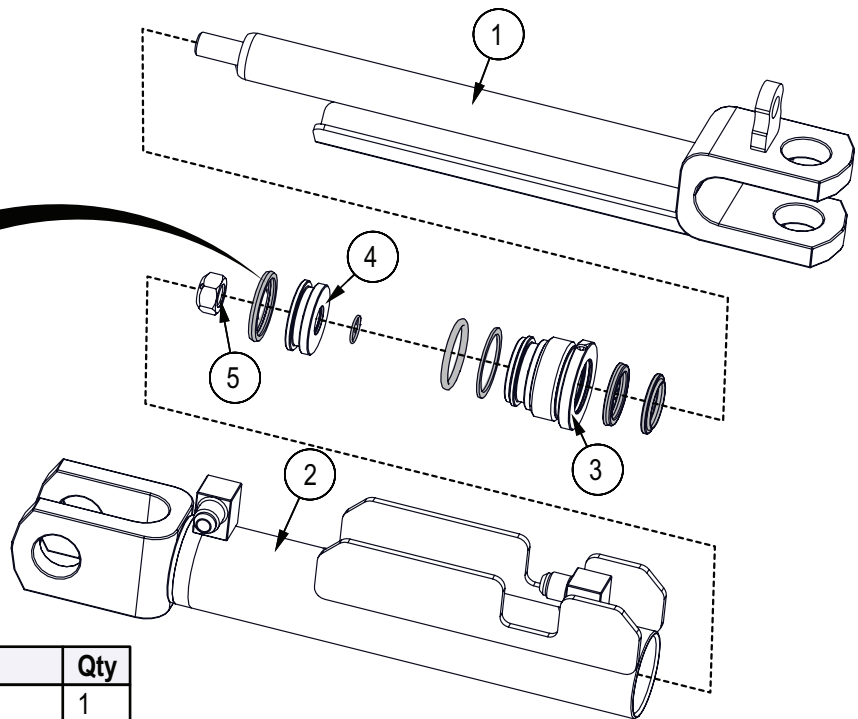
Item No.	Part No.	Description	Qty
1	2250L215	Hydraulic Guard	1
2	Z72211	Hex Lock Nut, 1/4NC	3
3	Z72956	Rivet Nut, 5/16NC x 150	2
4	Z76121	Flange Bolt, 5/16NC x 3/4"	6
5	Z78301	Machine Screw, 1/4NC x 3/4"	3
6	Z96503	Manual Tube, 3-1/2" Short	1

**Sliding Wedge Cylinder Detail**

2250C002




Seal Kit #SLK-1510AN



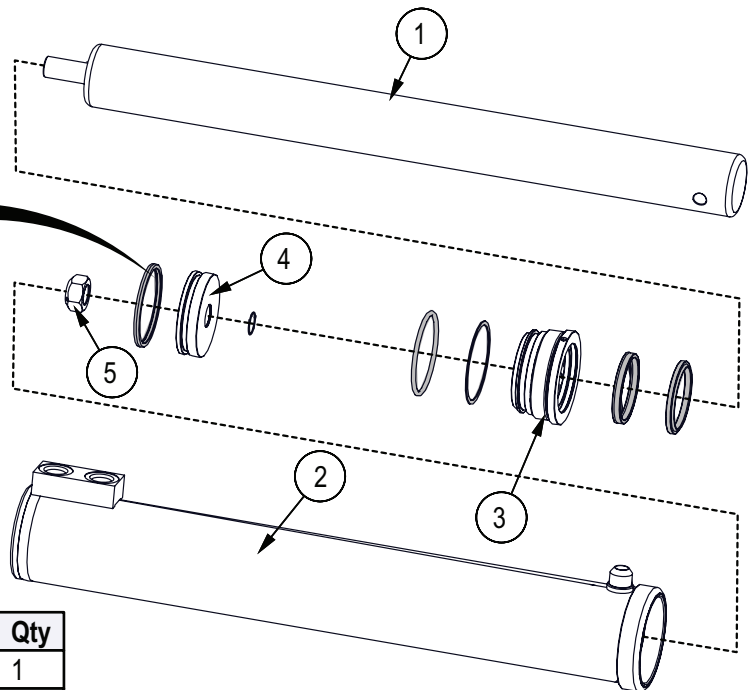
Item No.	Part No.	Description	Qty
1	2250C2002	Rod, 1" x 1/2NC x --	1
2	2250C0024	Barrel, 1-1/2" x --	1
3	G150-100S	Gland, 1-1/2" x 1"	1
4	P500-150SP	Piston, 1-1/2" Bore	1
5	Z72255G8	Hex Top-lock Nut, 1/2NC G8	1

**Splitter Cylinder Detail**

2250C001



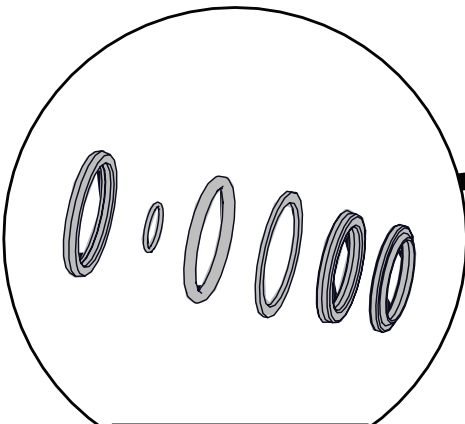
Seal Kit p/n SLK-4025



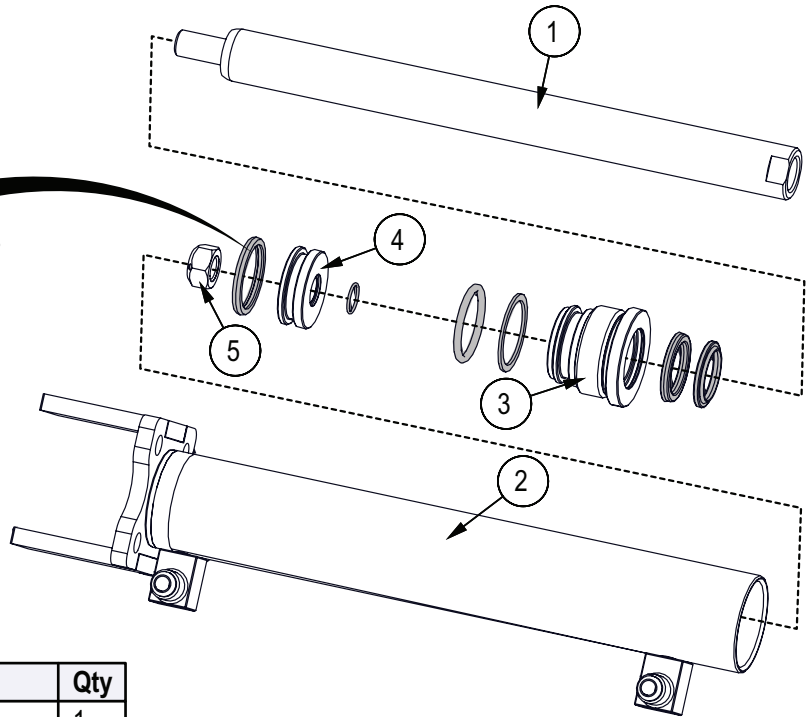
Item No.	Part No.	Description	Qty
1	2250C0012	Rod, 3" x 1" x 24"	1
2	2250C0014	Barrel, 4" x 24" x Dual Exit	1
3	G400-300S	Gland, 4" x 3"	1
4	P100-400SP	Piston, 4" Bore	1
5	Z722909G8	Hex Top-lock Nut, 1-14NF G8	1

**Hydraulic Saw Cylinder Detail**

2250C003



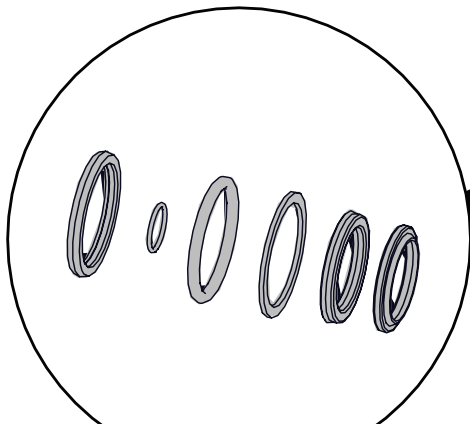
Seal Kit #SLK-1510AN



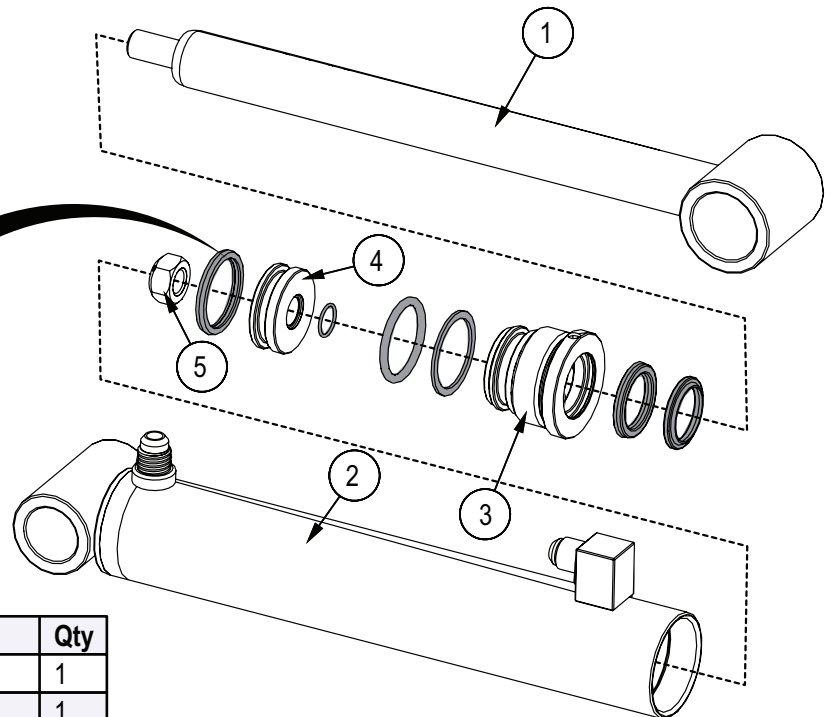
Item No.	Part No.	Description	Qty
1	2250C0033	Rod, 1" x 1/2NC x --	1
2	2250C0034	Barrel, 1-1/2" x --	1
3	G150-100S	Gland, 1-1/2" x 1"	1
4	P500-150SP	Piston, 1-1/2" Bore	1
5	Z72255G8	Hex Top-lock Nut, 1/2NC G8	1

**Top Roller Arm Cylinder Detail**

2250C004

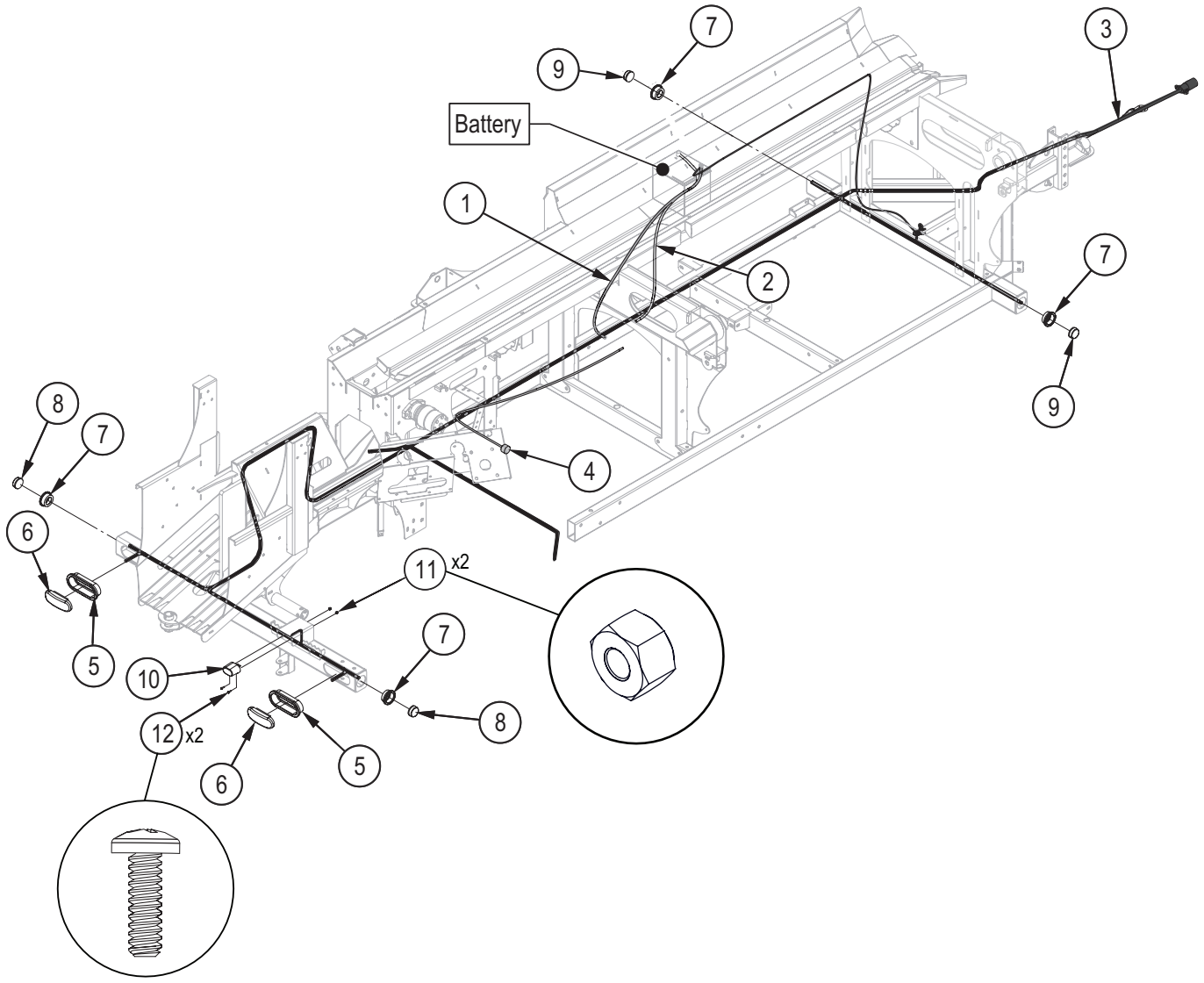


Seal Kit #SLK-1510AN



Item No.	Part No.	Description	Qty
1	2250C0043	Rod, 1-1/4" x 3/4NF x --	1
2	2250C0044	Barrel, 1-1/2" x --	1
3	G150-100S	Gland, 1-1/2" x 1"	1
4	P500-150SP	Piston, 1-1/2" Bore	1
5	Z72255G8	Hex Top-lock Nut, 1/2NC G8	1

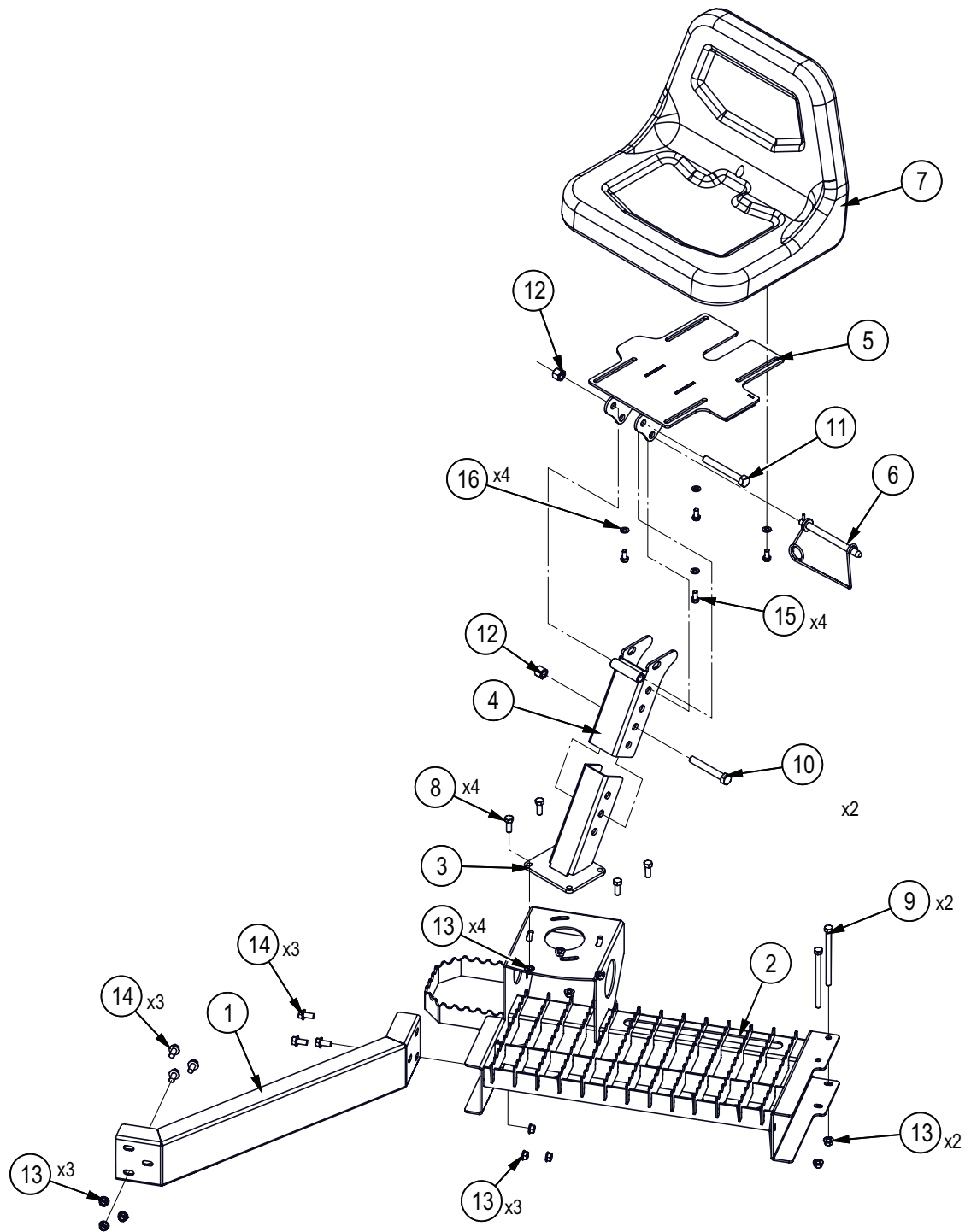
**Lights and Harness Detail**



Item No.	Part No.	Description	Qty
1	2250F054	Positive Battery Wire	1
2	2250F055	Negative Battery Wire	1
3	2250F101	Harness, WP1624 Lights	1
4	2250F102	Harness, WP1624 Controls	1
5	Z61103	Grommet, Oval x Open Back	2
6	Z61114	STT LED, Oval x Red	2
7	Z61202	Grommet, Round x Open Back	4
8	Z61210	Marker LED, Round x Red	2
9	Z61211	Marker LED, Round x Amber	2
10	Z61301	License Lamp, White	1
11	Z72203	Hex Lock Nut, #10NC	2
12	Z78312	Machine Screw, #10NC x 5/8"	2



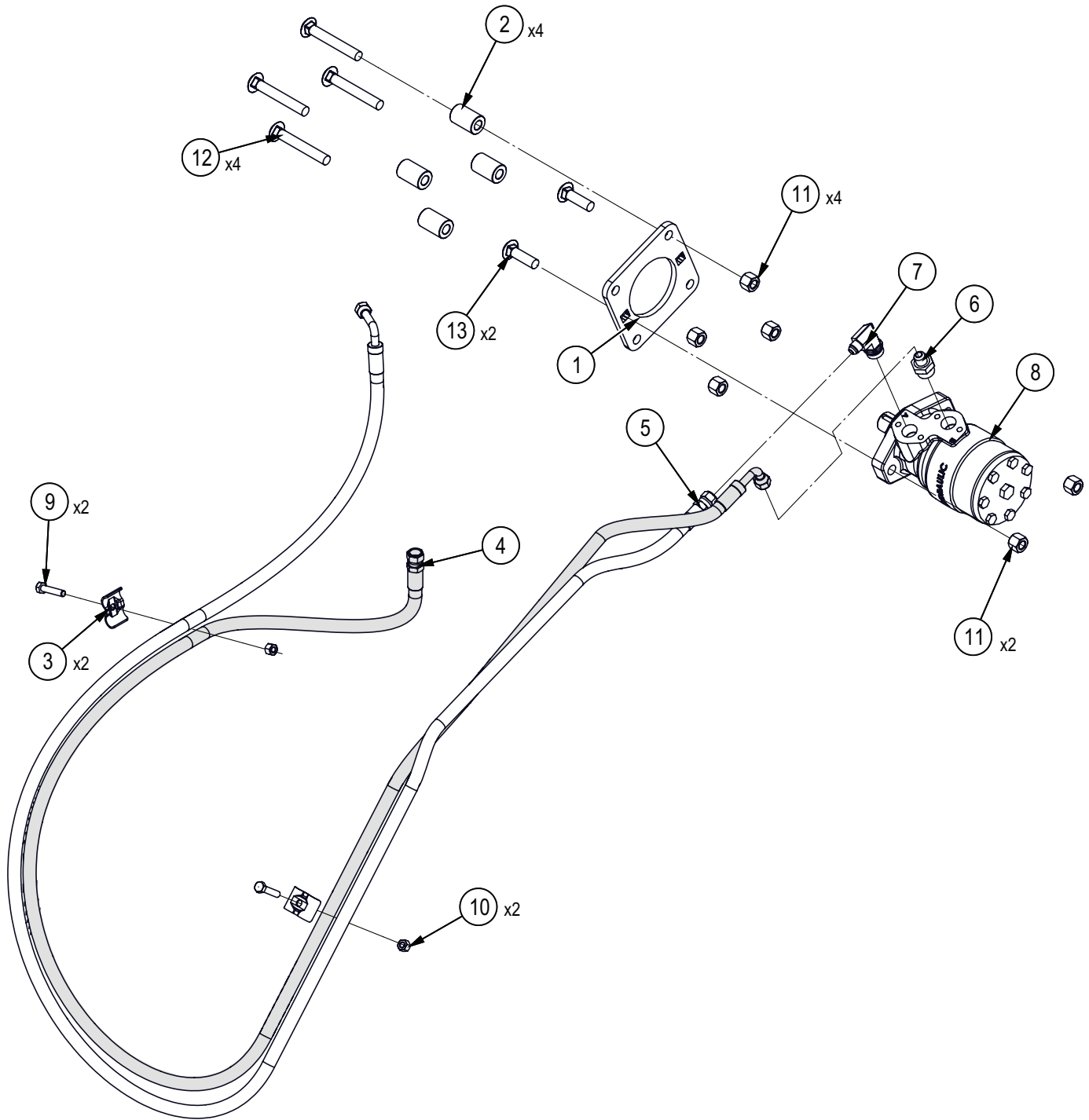
Seat Assembly Accessory



Item No.	Part No.	Description	Qty
1	2250L240	Brace, Seat	1
2	2250W028	Seat Option Base	1
3	3011W111	Base, Seat	1
4	3011W112	Mount, Seat	1
5	3011W113	Plate, Seat	1
6	Z12441	Snap Lock Pin, 1/2" x 4-1/2"	1
7	Z19201	High-Back Backhoe Seat	1
8	Z71310	Hex Bolt, 3/8NC x 1"	4
9	Z71350	Hex Bolt, 3/8NC x 5"	2

Item No.	Part No.	Description	Qty
10	Z71535	Hex Bolt, 1/2NC x 3-1/2"	1
11	Z71540	Hex Bolt, 1/2NC x 4"	1
12	Z72251	Hex Lock Nut, 1/2NC	2
13	Z72531	Serrated Flange Locknut, 3/8NC	12
14	Z76133	Flange Bolt, 3/8NC x 3/4"	6
15	Z77152	Hex Bolt, M8x1.25 x 16mm	4
16	Z77352	DIN 125 Washer, M8	4

**Driven Clamp Accessory**

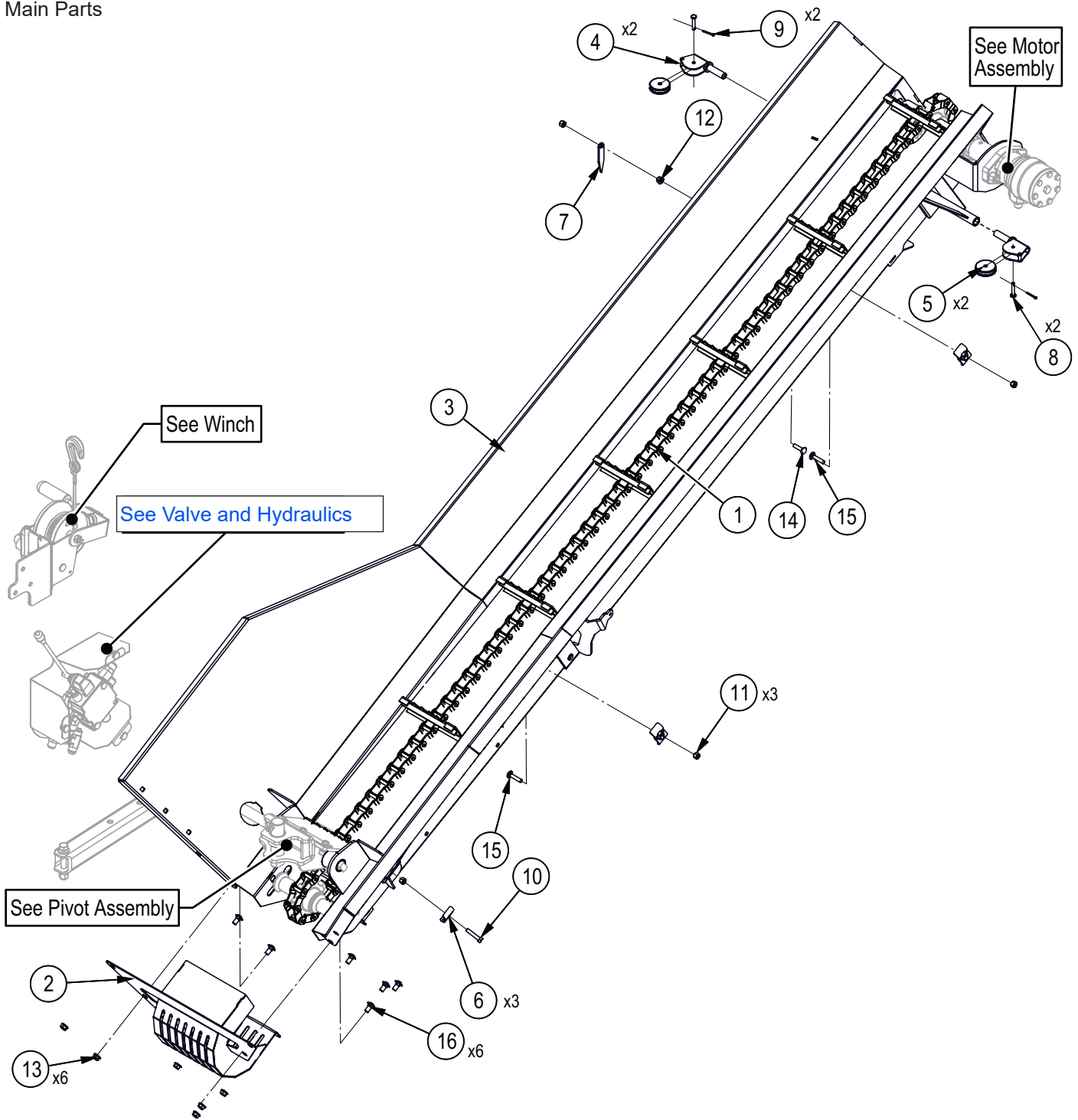


Item No.	Part No.	Description	Qty
1	1024L771	Motor Bearing Interface	1
2	1024M505	Motor Bearing Spacer	4
3	2250L286	Clamp, Two Hose x 3/8"	2
4	2280F351	3/8" Hose, FJIC06 x LG90FJIC06 x 96"	1
5	2280F352	3/8" Hose, FJIC06 x LG90FJIC06 x 108"	1
6	Z51645	Straight, MJIC x MORB 0610	1
7	Z51656	Elbow 90, MJIC x MORB 0610	1

Item No.	Part No.	Description	Qty
8	Z54104	Hydraulic Motor, 315CCR	1
9	Z71215	Hex Bolt, 5/16NC x 1-1/2"	2
10	Z72221	Hex Lock Nut, 5/16NC	2
11	Z72251	Hex Lock Nut, 1/2NC	6
13	Z76258	Carriage Bolt, 1/2NC x 1-3/4"	4
12	Z762510	Carriage Bolt, 1/2NC x 3-1/2"	4

**P708 Stacking Conveyor Accessory**

Main Parts

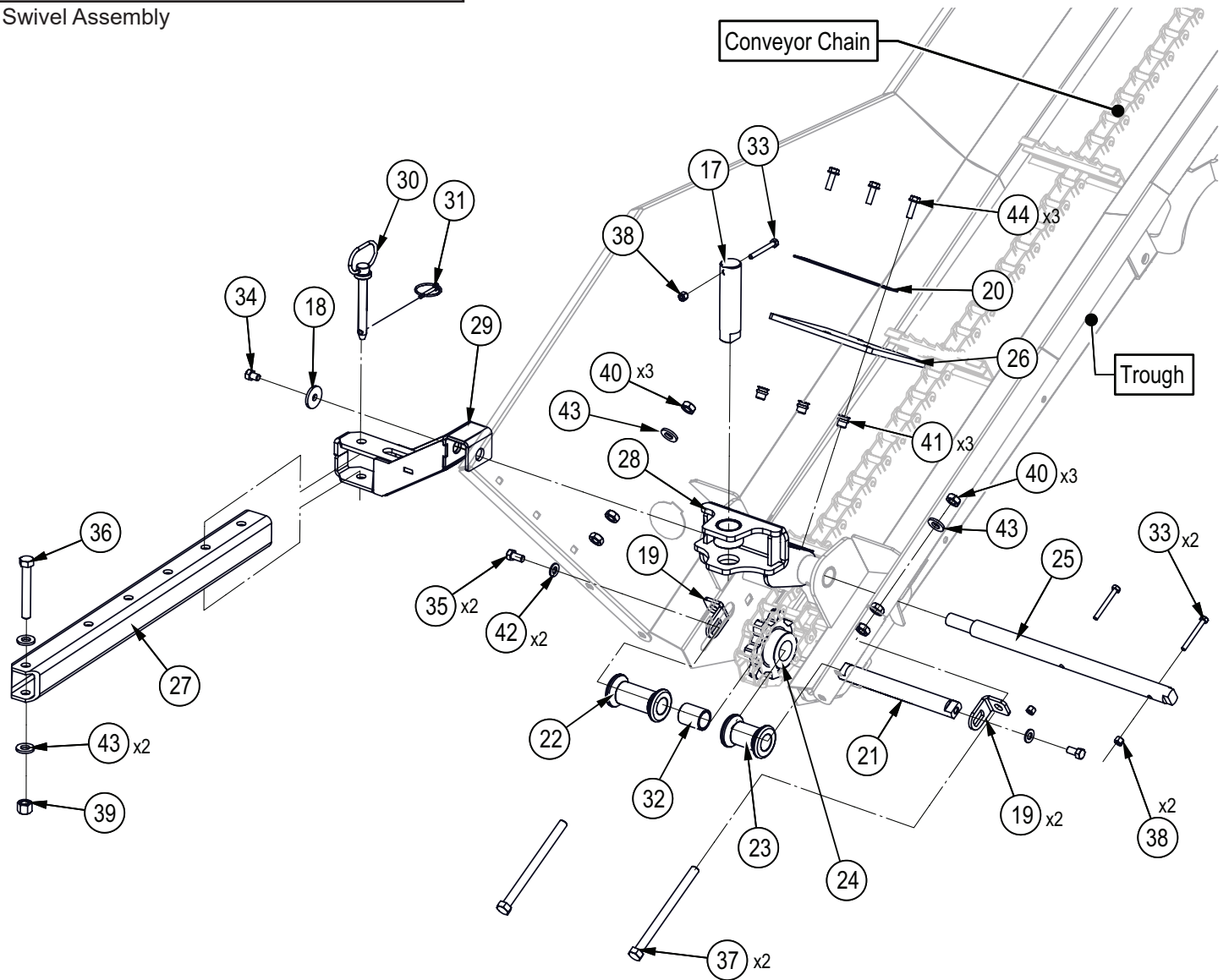


Item No.	Part No.	Description	Qty
1	2280W123	8ft Conveyor Chain	1
2	2280W117	Bottom Sprocket Enclosure	1
3	2280W122	Trough	1
4	5012W215	Clutch Rope Pulley Housing	2
5	2280M118	Steel Pulley, 2" x 1/4"	2
6	2054L412	Clamp, Two Hose x 1/2"	3
7	2280L184	Indicator, Angle	1
8	Z11311	Clevis Pin, 1/4" x 1-1/8"	2
9	Z12311	Cotter Pin, 1/8" x 1"	2

Item No.	Part No.	Description	Qty
10	Z71215	Hex Bolt, 5/16NC x 1-1/2"	1
11	Z72221	Hex Lock Nut, 5/16NC	3
12	Z72521	Serrated Flange Locknut, 5/16NC	1
13	Z72531	Serrated Flange Locknut, 3/8NC	6
14	Z76223	Carriage Bolt, 5/16NC x 1-1/4"	1
15	Z76224	Carriage Bolt, 5/16NC x 1-1/2"	2
16	Z76233	Carriage Bolt, 3/8NC x 3/4"	6

**P708 Stacking Conveyor (continued)**

Swivel Assembly

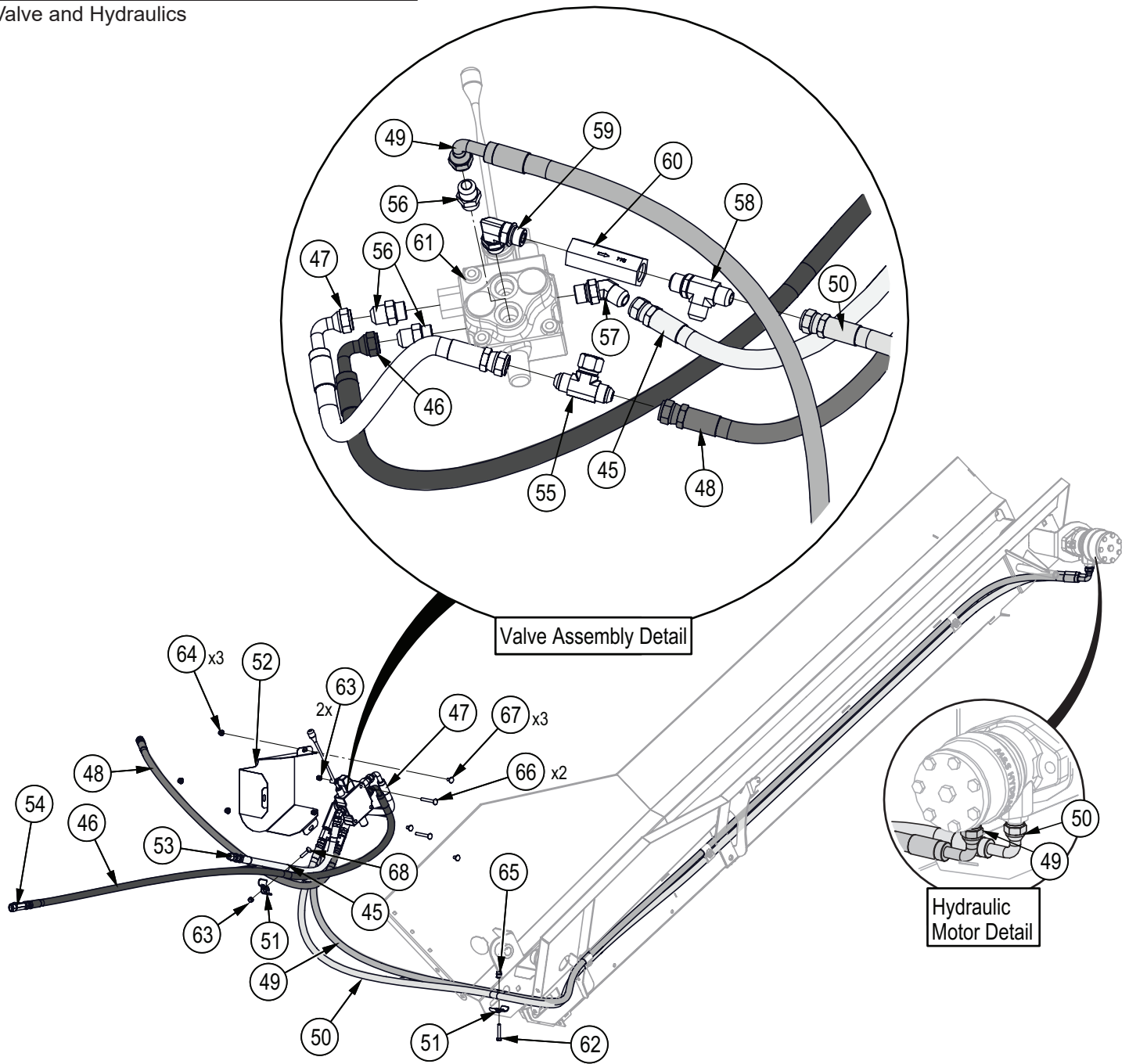


Item No.	Part No.	Description	Qty
17	2250M056	Pin, 1-1/4 x 5	1
18	2280L122	Washer, Swing Lock	1
19	2280L150	Tensioner, L-Bracket	2
20	2280L158	Rubber Mount, Bottom Enclosure	1
21	2280M103	Shaft, Conveyor Pivot	1
22	2280M104	Spacer, Idler Long	1
23	2280M105	Spacer, Idler Short	1
24	2280M111	Idler Sprocket, 7 Tooth x 1-1/4" Bore	1
25	2280M116	Shaft, Lower Conveyor Mount	1
26	2280S103	Trough Flap, Rubber	1
27	2280S105	Outer Tube, Anti-sway	1
28	2280W104	Conveyor Pivot Yoke	1
29	2280W119	Swivel	1
30	Z11222	Hitch Pin, 1/2" x 3-1/2"	1
31	Z12110	Lynch Pin, 3/16"	1

Item No.	Part No.	Description	Qty
32	Z27109	Composite Bearing, 1" ID x 1-1/2" long x 1/8" Wall	1
33	Z71122	Hex Bolt, 1/4NC x 2-1/4"	3
34	Z71305	Hex Bolt, 3/8NC x 1/2"	1
35	Z71307	Hex Bolt, 3/8NC x 3/4"	2
36	Z71535	Hex Bolt, 1/2NC x 3-1/2"	1
37	Z71565FT	Hex Bolt, 1/2NC x 6-1/2" Full Threads	2
38	Z72211	Hex Lock Nut, 1/4NC	3
39	Z72251	Hex Lock Nut, 1/2NC	1
40	Z72351	Jam Nut, 1/2NC	6
41	Z72956	Rivet Nut, 5/16NC x 150	3
42	Z73131	SAE Washer, 3/8"	2
43	Z73151	SAE Washer, 1/2"	4
44	Z76125	Flange Bolt, 5/16NC x 1"	3

**P708 Stacking Conveyor (continued)**

Valve and Hydraulics

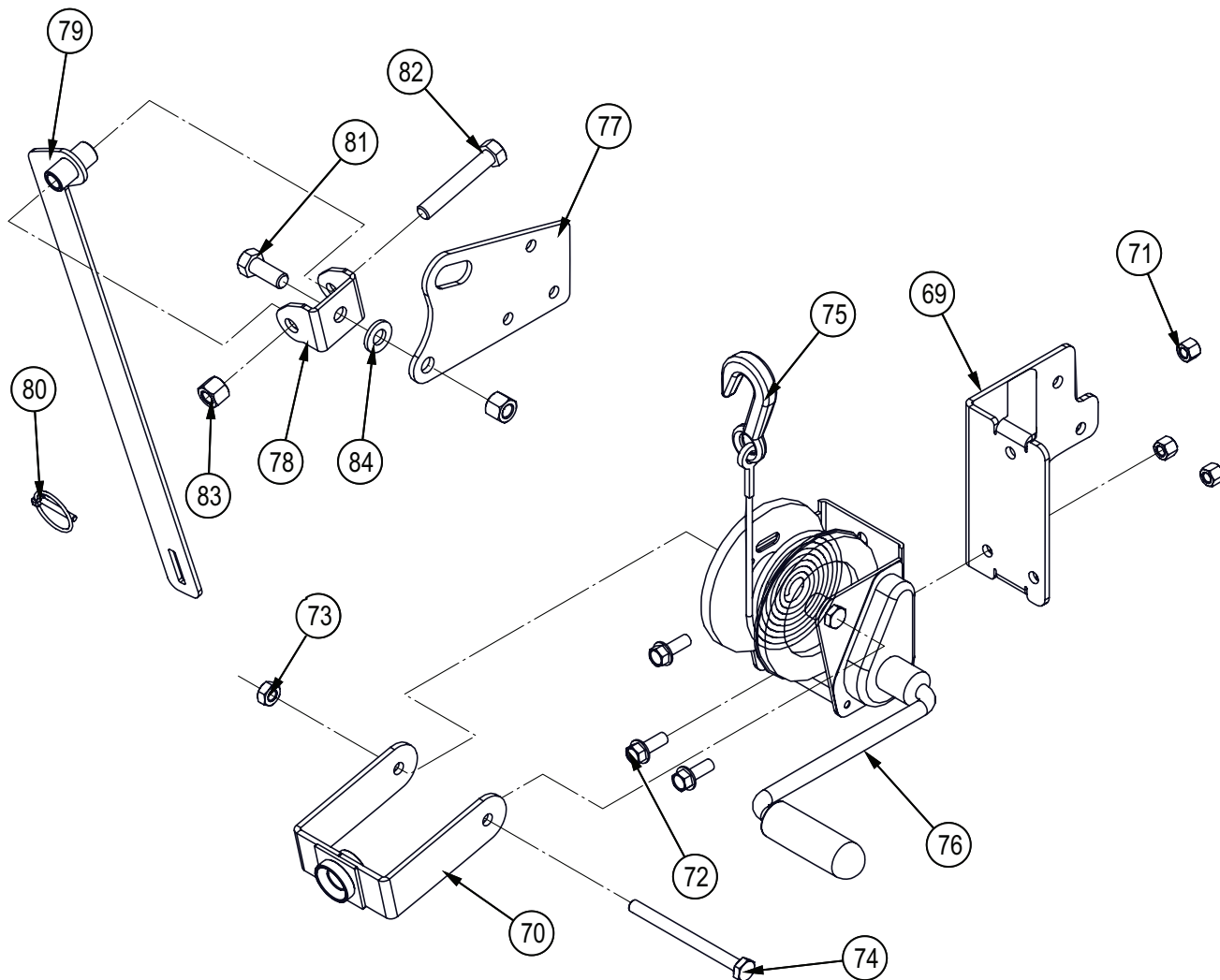


Item No.	Part No.	Description	Qty
45	2280F104	1/2" Hose, FJIC08 x FJIC08 x 21"	1
46	2280F105	1/2" Hose, FJIC08 x 90FJIC08 x 64"	1
47	2280F106	1/2" Hose, FJIC08 x 90FJIC08 x 12"	1
48	2280F107	1/2" Hose, FJIC08 x FJIC08 x 42"	1
49	2280F108	1/2" Hose, 90FJIC08 x 90FJIC08 x 166"	1
50	2280F109	1/2" Hose, FJIC08 x 90FJIC08 x 166"	1
51	2054L412	Clamp, Two Hose x 1/2"	2
52	2280L186	Guard, Conveyor Hydraulics	1
53	Z51411	Straight, MJIC x MJIC 0808	1
54	Z515901	Tee, MJIC x FJICX x MJIC 080808	1
55	Z51593	Tee, MJIC x MJIC x FJICX 080808	1
56	Z51643	Straight, MJIC x MORB 0808	3
57	Z51662	Elbow 45, MJIC x MORB 0808	1

Item No.	Part No.	Description	Qty
58	Z51673	Tee, MJIC x MORB x MJIC 080808	1
59	Z51791	Elbow 90, MORB x MORB 0808	1
60	Z56108	Check Valve, ORB08 x 7psi	1
61	Z56225	Single Spool Valve, OC Tandem PB x 12GPM	1
62	Z71217	Hex Bolt, 5/16NC x 1-3/4"	1
63	Z72221	Hex Lock Nut, 5/16NC	3
64	Z72521	Serrated Flange Locknut, 5/16NC	3
65	Z72957	Rivet Nut, 5/16NC x 312	1
66	Z762201	Carriage Bolt, 5/16NC x 2-1/2"	2
67	Z76222	Carriage Bolt, 5/16NC x 5/8"	3
68	Z76224	Carriage Bolt, 5/16NC x 1-1/2"	1

**P708 Stacking Conveyor (continued)**

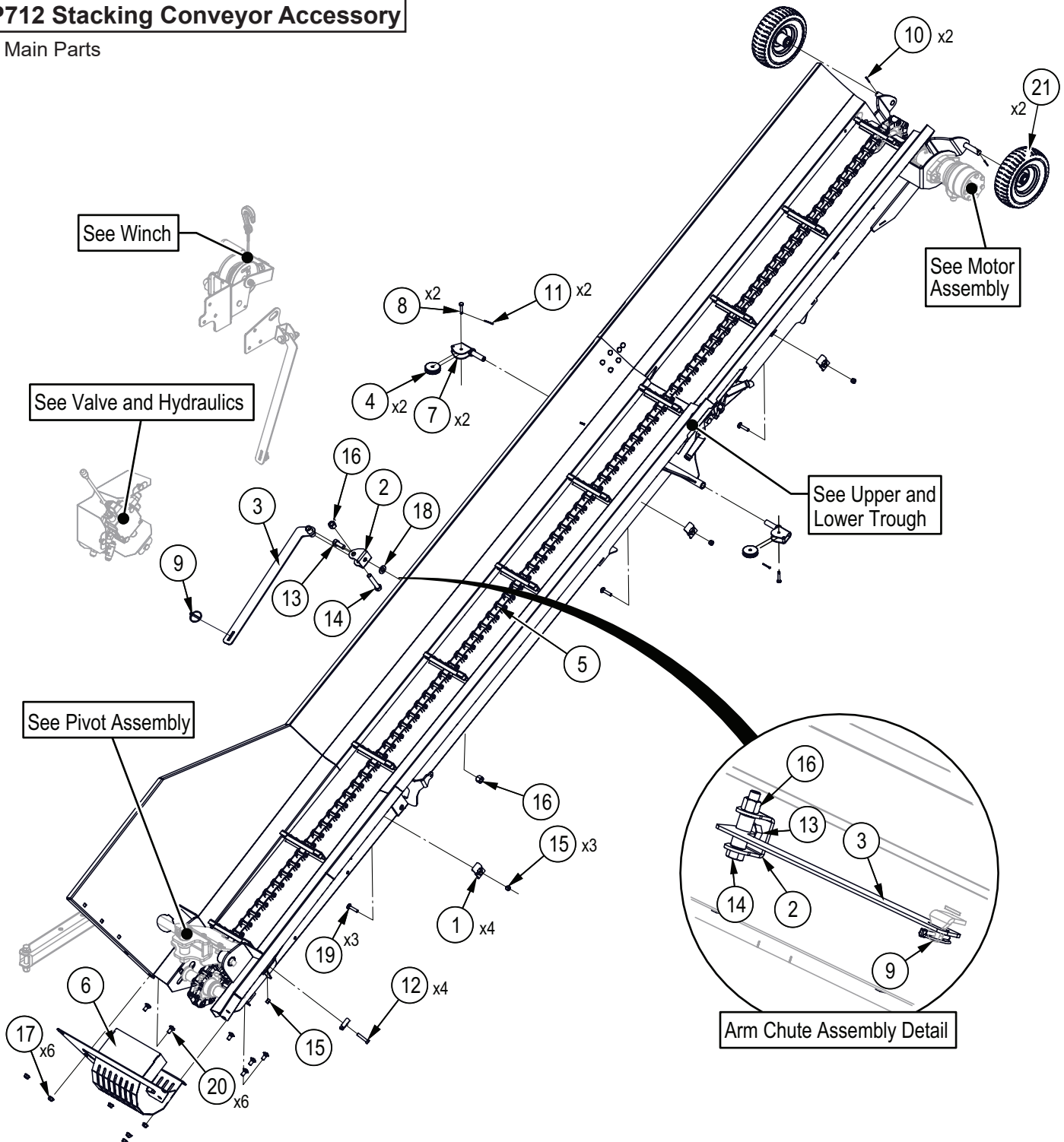
Winch



Item No.	Part No.	Description	Qty
69	2280L173	Base, Winch Crank	1
70	2280W121	Cable Guide	1
71	Z72231	Hex Lock Nut, 3/8NC	3
72	Z76134	Flange Bolt, 3/8NC x 1"	3
73	Z77262	Hex Nut, M10x1.25	1
74	Z77667	Hex Bolt, M10x1.25 x 120mm	1
75	Z92129	Winch Cable, 3/16" x 25ft with Hook	1
76	Z92904	Winch Crank	1
77	2250L210	Base, Elevator Cable	1
78	2071L123	Clevis, Latch Mount	1
79	2071W121	Arm, Log Chute Lock	1
80	Z12110	Lynch Pin, 3/16"	1
81	Z71512	Hex Bolt, 1/2NC x 1-1/4"	1
82	Z71530	Hex Bolt, 1/2NC x 3"	1
83	Z72251	Hex Lock Nut, 1/2NC	2
84	Z73151	SAE Washer, 1/2"	1

**P712 Stacking Conveyor Accessory**

Main Parts

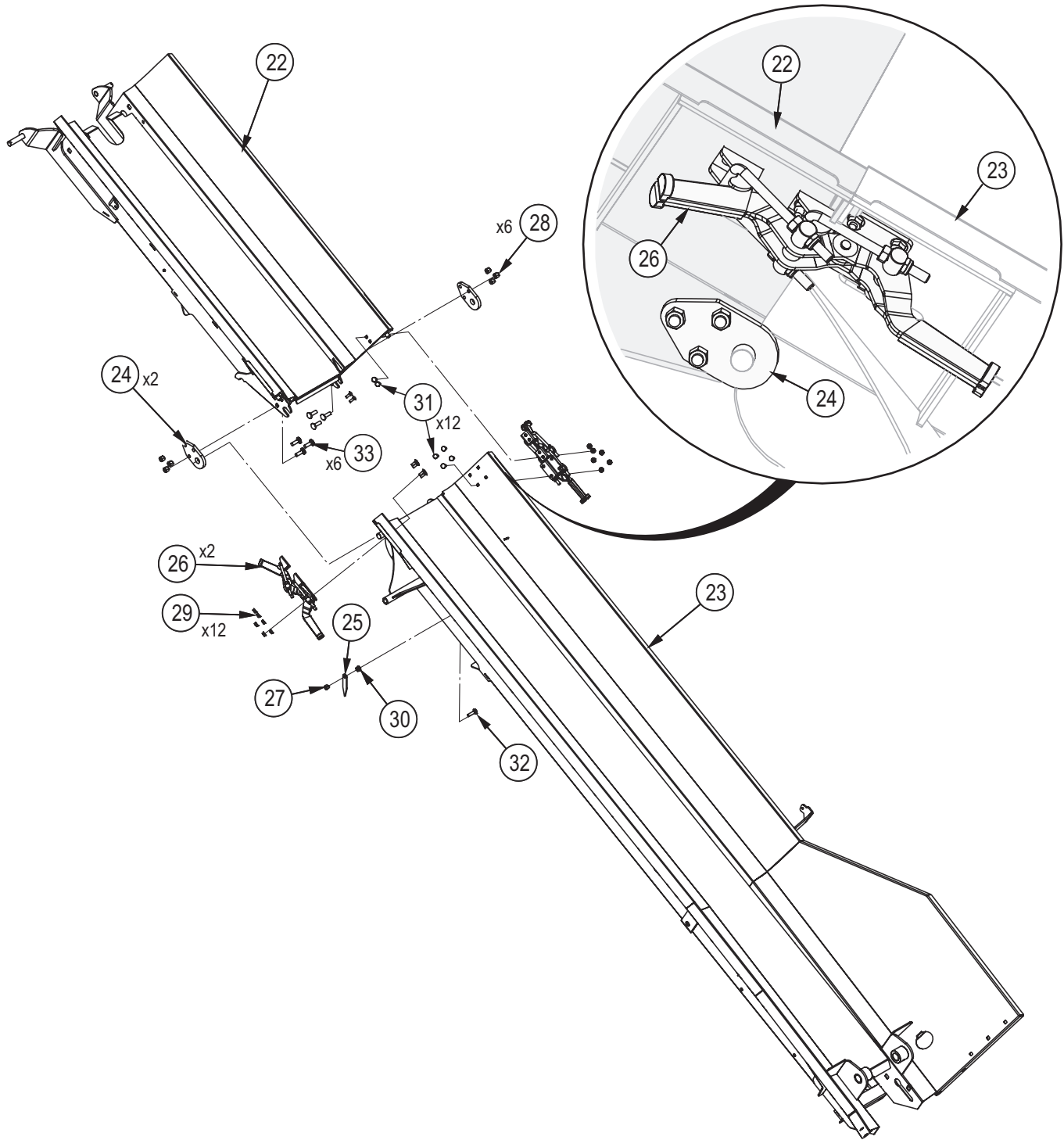


Item No.	Part No.	Description	Qty
1	2054L412	Clamp, Two Hose x 1/2"	4
2	2071L123	Clevis, Latch Mount	1
3	2071W121	Arm, Log Chute Lock	1
4	2280M118	Steel Pulley, 2" x 1/4"	2
5	2280W109	12ft Conveyor Chain	1
6	2280W117	Bottom Sprocket Enclosure	1
7	5012W215	Clutch Rope Pulley Housing	2
8	Z11311	Clevis Pin, 1/4" x 1-1/8"	2
9	Z12110	Lynch Pin, 3/16"	1
10	Z12303	Cotter Pin, 3/32" x 1"	2
11	Z12311	Cotter Pin, 1/8" x 1"	2

Item No.	Part No.	Description	Qty
12	Z71215	Hex Bolt, 5/16NC x 1-1/2"	1
13	Z71512	Hex Bolt, 1/2NC x 1-1/4"	1
14	Z71530	Hex Bolt, 1/2NC x 3"	1
15	Z72221	Hex Lock Nut, 5/16NC	4
16	Z72251	Hex Lock Nut, 1/2NC	2
17	Z72531	Serrated Flange Locknut, 3/8NC	6
18	Z73151	SAE Washer, 1/2"	1
19	Z76224	Carriage Bolt, 5/16NC x 1-1/2"	3
20	Z76233	Carriage Bolt, 3/8NC x 3/4"	6
21	Z91332	2.5-4 Offset Hub 225 lbs - 5/8"	2

**P712 Stacking Conveyor (continued)**

Upper and Lower Troughs



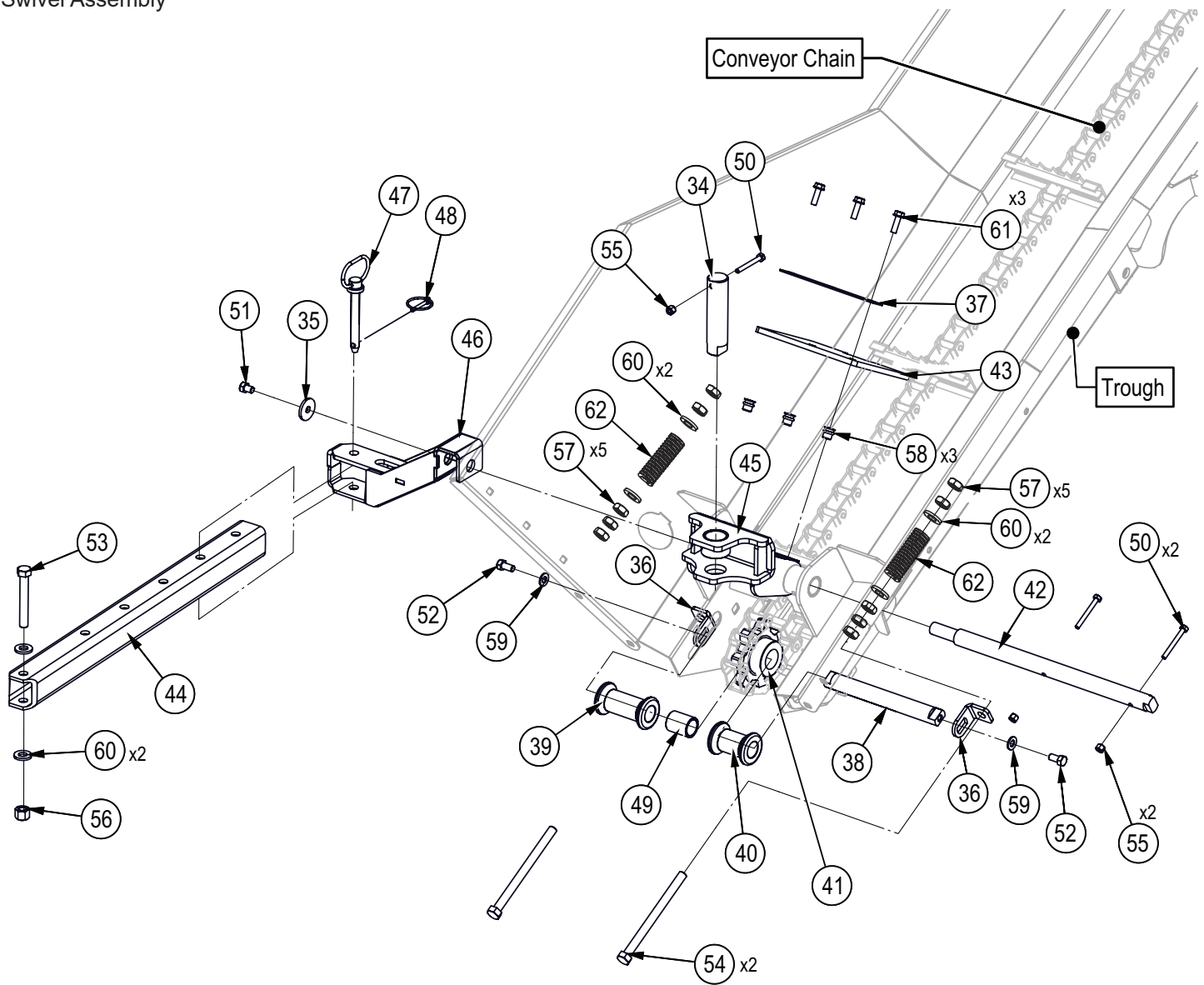
Item No.	Part No.	Description	Qty
22	2280W103	Upper Trough	1
23	2280W113	Lower Trough	1
24	2280L180	Plate, Trap	2
25	2280L184	Indicator, Angle	1
26	Z19511	Handle Clamp, Latch Type x 2-Piece	2
27	Z72221	Hex Lock Nut, 5/16NC	1
28	Z72231	Hex Lock Nut, 3/8NC	6

Item No.	Part No.	Description	Qty
29	Z72511	Serrated Flange Locknut, 1/4NC	12
30	Z72521	Serrated Flange Locknut, 5/16NC	1
31	Z76211	Carriage Bolt, 1/4NC x 3/4"	12
32	Z76223	Carriage Bolt, 5/16NC x 1-1/4"	1
33	Z76232	Carriage Bolt, 3/8NC x 1-1/4"	6



**P712 Stacking Conveyor (continued)**

## Swivel Assembly

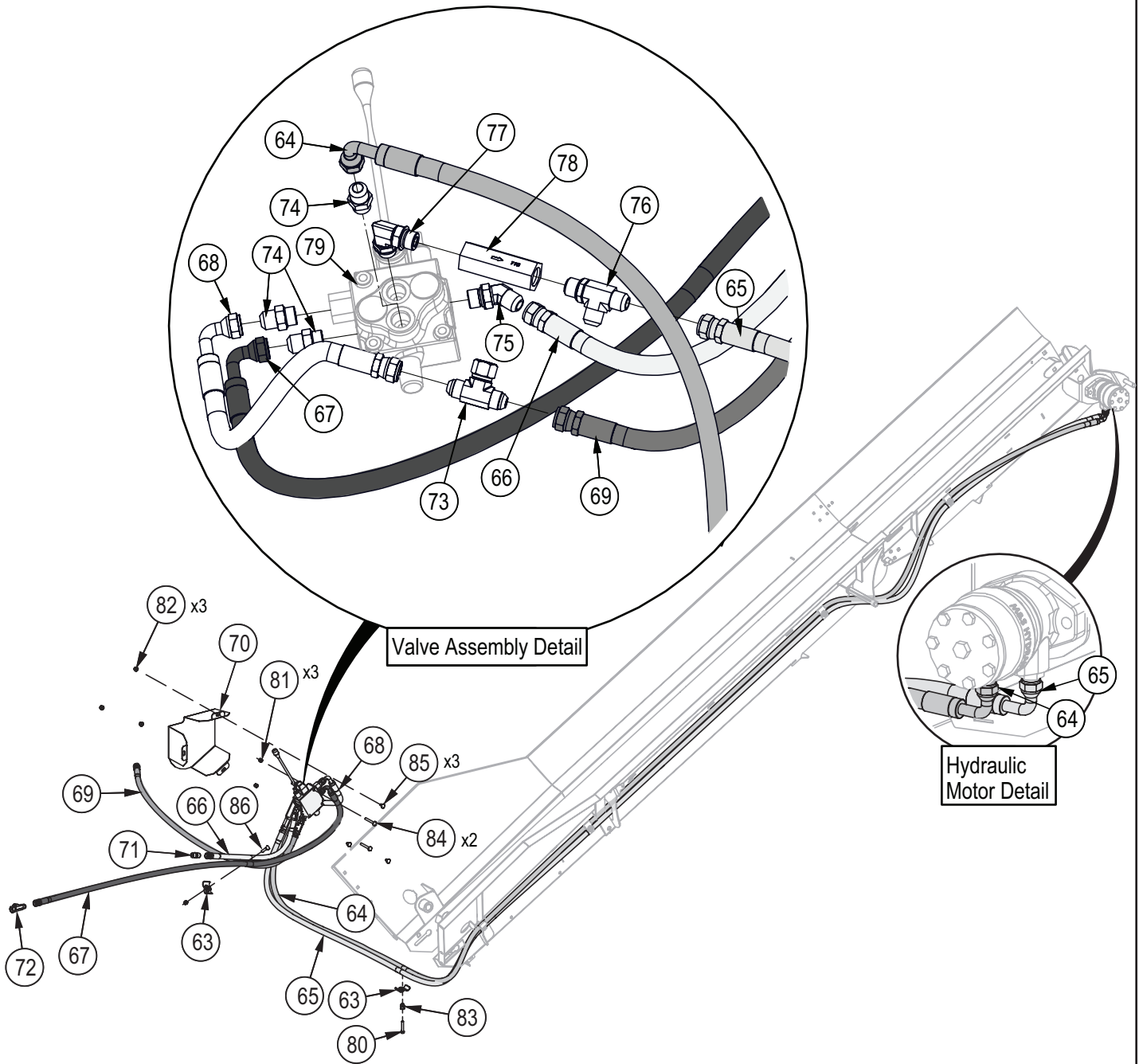


Item No.	Part No.	Description	Qty
34	2250M056	Pin, 1-1/4 x 5	1
35	2280L122	Washer, Swing Lock	1
36	2280L150	Tensioner, L-Bracket	2
37	2280L158	Rubber Mount, Bottom Enclosure	1
38	2280M103	Shaft, Conveyor Pivot	1
39	2280M104	Spacer, Idler Long	1
40	2280M105	Spacer, Idler Short	1
41	2280M111	Idler Sprocket, 7 Tooth x 1-1/4" Bore	1
42	2280M116	Shaft, Lower Conveyor Mount	1
43	2280S103	Trough Flap, Rubber	1
44	2280S105	Outer Tube, Anti-sway	1
45	2280W104	Conveyor Pivot Yoke	1
46	2280W119	Swivel	1
47	Z11222	Hitch Pin, 1/2" x 3-1/2"	1
48	Z12110	Lynch Pin, 3/16"	1

Item No.	Part No.	Description	Qty
49	Z27109	Composite Bearing, 1" ID x 1-1/2" long x 1/8" Wall	1
50	Z71122	Hex Bolt, 1/4NC x 2-1/4"	3
51	Z71305	Hex Bolt, 3/8NC x 1/2"	1
52	Z71307	Hex Bolt, 3/8NC x 3/4"	2
53	Z71535	Hex Bolt, 1/2NC x 3-1/2"	1
54	Z71565FT	Hex Bolt, 1/2NC x 6-1/2" Full Threads	2
55	Z72211	Hex Lock Nut, 1/4NC	3
56	Z72251	Hex Lock Nut, 1/2NC	1
57	Z72351	Jam Nut, 1/2NC	10
58	Z72956	Rivet Nut, 5/16NC x 150	3
59	Z73131	SAE Washer, 3/8"	2
60	Z73151	SAE Washer, 1/2"	6
61	Z76125	Flange Bolt, 5/16NC x 1"	3
62	Z32603	Die Spring, 1" x 3" Blue	2

**P712 Stacking Conveyor (continued)**

Valve and Hydraulics

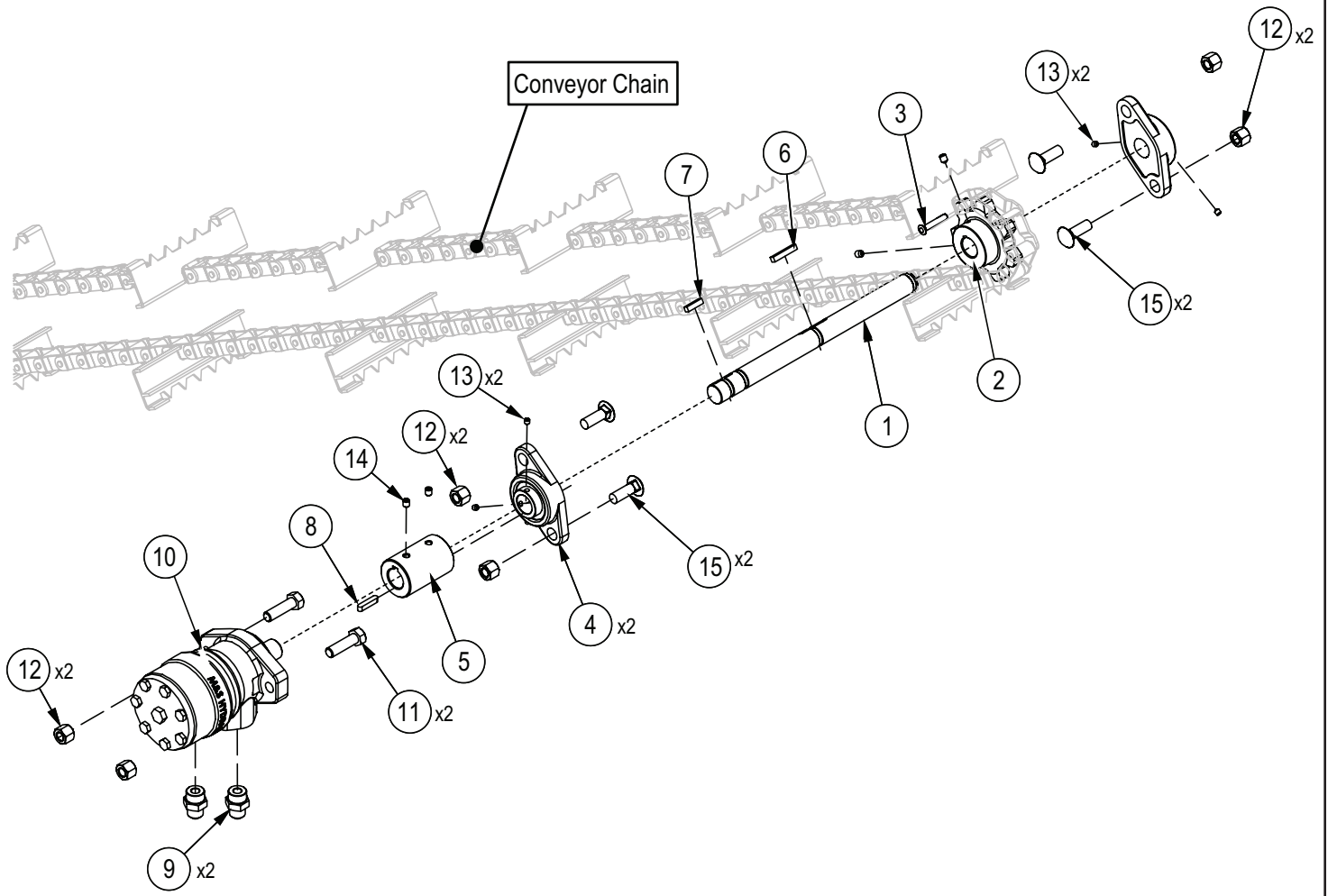


Item No.	Part No.	Description	Qty
63	2054L412	Clamp, Two Hose x 1/2"	2
64	2280F102	1/2" Hose, 90FJIC08 x 90FJIC08 x 212"	1
65	2280F103	1/2" Hose, FJIC08 x 90FJIC08 x 212"	1
66	2280F104	1/2" Hose, FJIC08 x FJIC08 x 21"	1
67	2280F105	1/2" Hose, FJIC08 x 90FJIC08 x 64"	1
68	2280F106	1/2" Hose, FJIC08 x 90FJIC08 x 12"	1
69	2280F107	1/2" Hose, FJIC08 x FJIC08 x 42"	1
70	2280L186	Guard, Conveyor Hydraulics	1
71	Z51411	Straight, MJIC x MJIC 0808	1
72	Z515901	Tee, MJIC x FJIC x MJIC 080808	1
73	Z51593	Tee, MJIC x MJIC x FJIC 080808	1
74	Z51643	Straight, MJIC x MORB 0808	3
75	Z51662	Elbow 45, MJIC x MORB 0808	1

Item No.	Part No.	Description	Qty
76	Z51673	Tee, MJIC x MORB x MJIC 080808	1
77	Z51791	Elbow 90, MORB x MORB 0808	1
78	Z56108	Check Valve, ORB08 x 7psi	1
79	Z56225	Single Spool Valve, OC Tandem PB x 12GPM	1
80	Z71217	Hex Bolt, 5/16NC x 1-3/4"	1
81	Z72221	Hex Lock Nut, 5/16NC	3
82	Z72521	Serrated Flange Locknut, 5/16NC	3
83	Z72957	Rivet Nut, 5/16NC x 312	1
84	Z762201	Carriage Bolt, 5/16NC x 2-1/2"	2
85	Z76222	Carriage Bolt, 5/16NC x 5/8"	3
86	Z76224	Carriage Bolt, 5/16NC x 1-1/2"	1

**P708 and P712 Stacking Conveyor Drive**

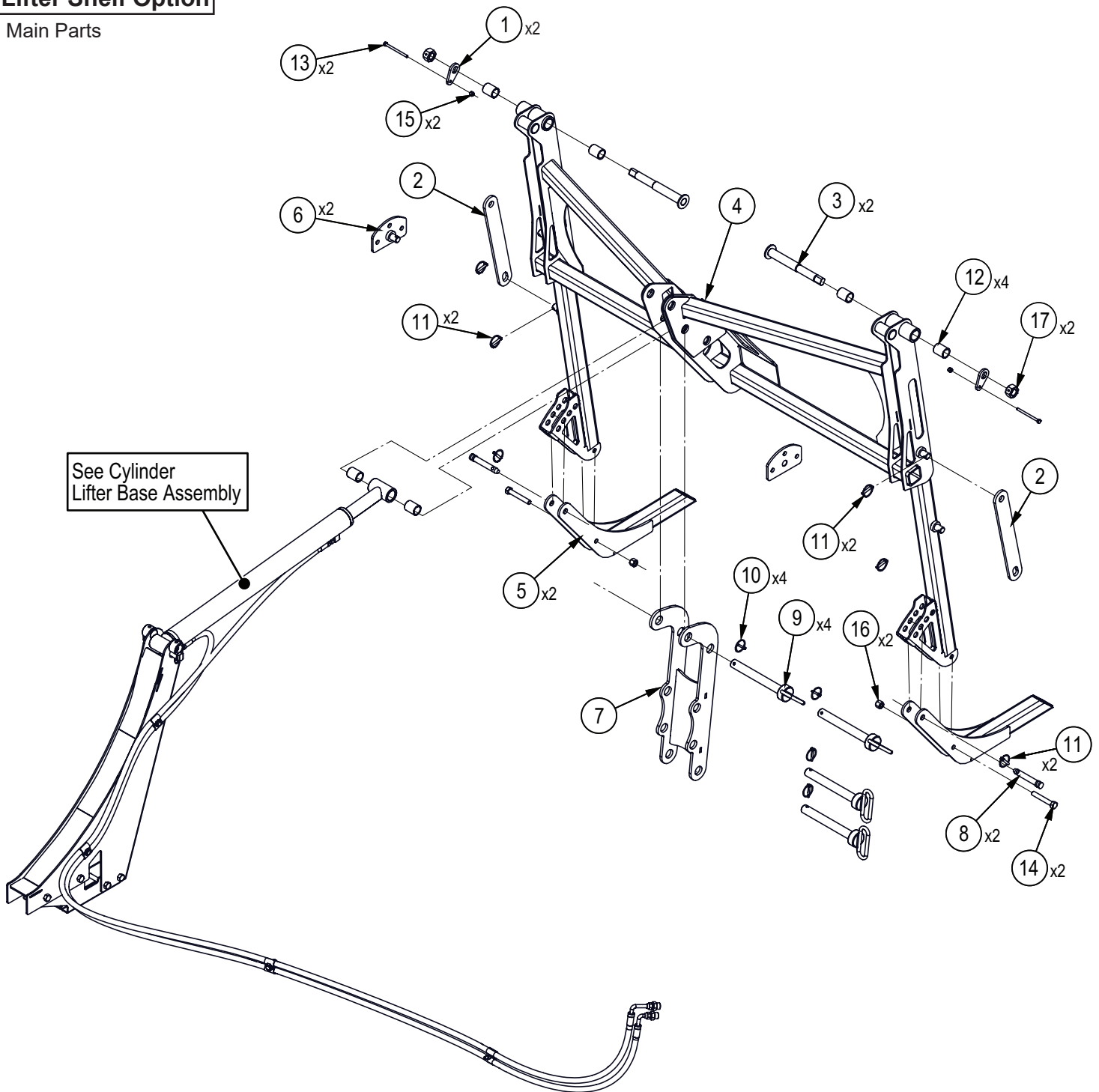
Drive Assembly



Item No.	Part No.	Description	Qty
1	2280M101	Shaft, Conveyor Drive	1
2	2280M110	Sprocket, 7 Tooth x 1" Bore	1
3	7011M302	Pin, 662 Chain Clevis	1
4	Z25101	2-Bolt Flange Bearing, UCFL205-16	2
5	Z46444	Rigid Coupling, 1" x 1"	1
6	Z46532	Key, 1/4" x 1/4" x 1-1/2"	1
7	Z46533	Key, 1/4" x 1/4" x 1"	1
8	Z46594	Blind Chipper Key, 1/4" x 1/4" x 1-1/4"	1
9	Z51647	Straight, MJIC x MORB 0810	2
10	Z54102	Hydraulic Motor, 200CCR	1
11	Z71517	Hex Bolt, 1/2NC x 1-3/4"	2
12	Z72251	Hex Lock Nut, 1/2NC	6
13	Z74112	Set Screw, 1/4NF x 1/4"	4
14	Z74121	Set Screw, 5/16NC x 3/8"	4
15	Z76251	Carriage Bolt, 1/2NC x 1-1/2"	4

**Lifter Shelf Option**

Main Parts

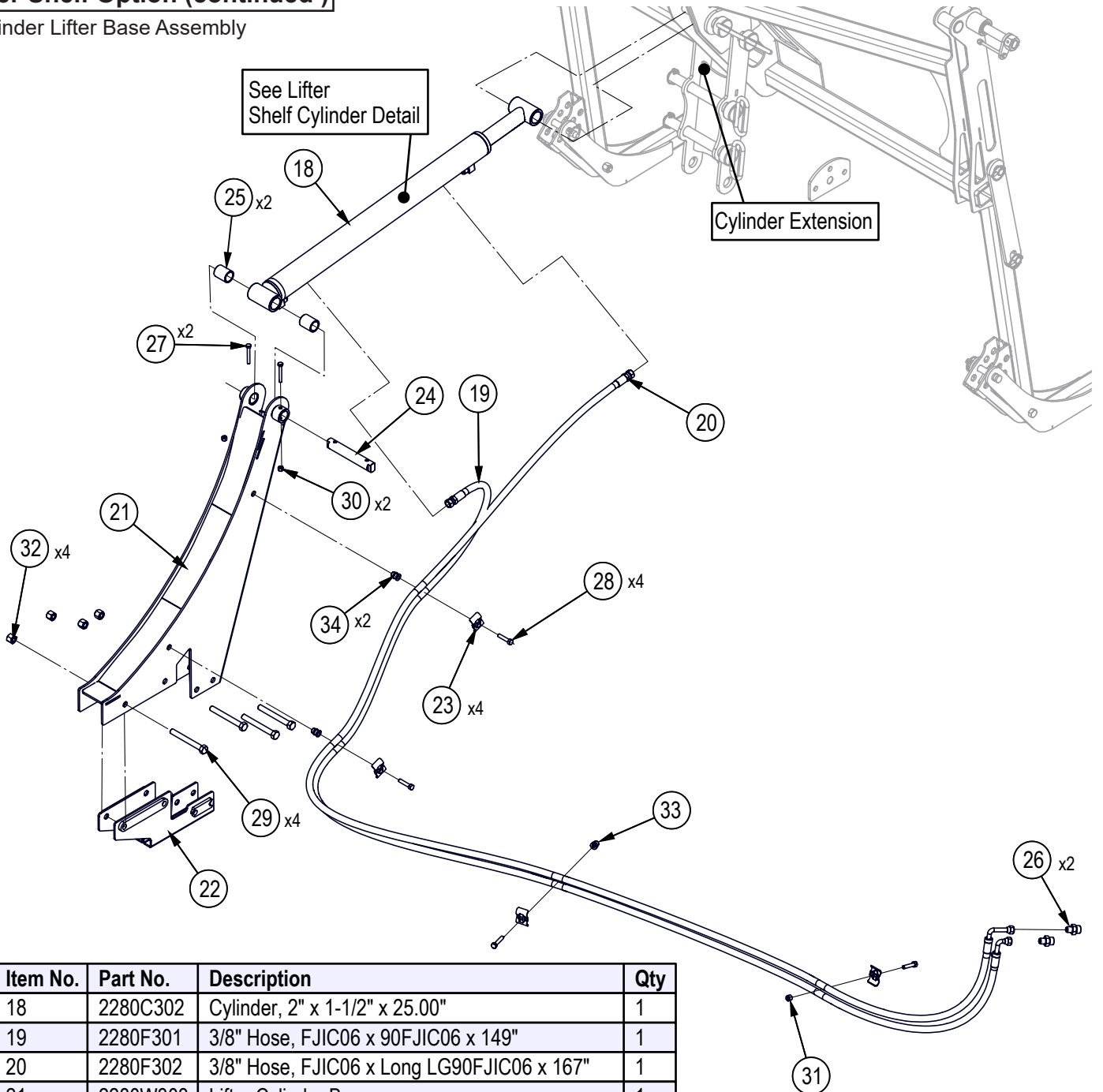


Item No.	Part No.	Description	Qty
1	2280L310	Keeper, Pin	2
2	2280L323	Lifting Arm Lock Strap	2
3	2280W301	Lifting Shelf Pin	2
4	2280W302	Log Lifter Shelf	1
5	2280W305	Pivot Leg	2
6	2280W307	Log Lifter Lock Plate, Rear	2
7	2280W308	Cylinder Extension	1
8	Z11111	Toplink Pin, 5/8" x 2-3/4"	2
9	Z11263	Hitch Pin, 1" x 7-1/2"	2

Item No.	Part No.	Description	Qty
10	Z12110	Lynch Pin, 3/16"	4
11	Z12120	Lynch Pin, 1/4"	6
12	Z27109	Composite Bearing, 1" ID x 1-1/2" long x 1/8" Wall	6
13	Z71135	Hex Bolt, 1/4NC x 3-1/2"	2
14	Z71532	Hex Bolt, 1/2NC x 3-1/4"	2
15	Z72211	Hex Lock Nut, 1/4NC	2
16	Z72251	Hex Lock Nut, 1/2NC	2
17	Z72283	Hex CTR-lock Nut, 7/8NC	2

**Lifter Shelf Option (continued )**

Cylinder Lifter Base Assembly

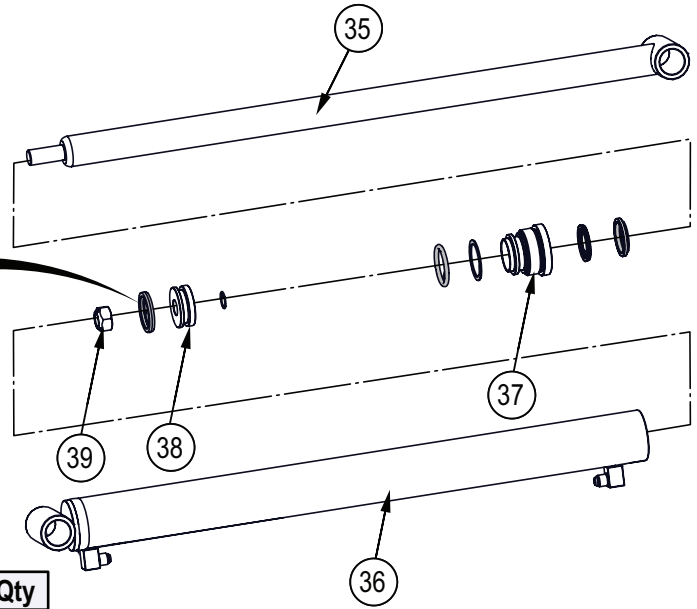


Item No.	Part No.	Description	Qty
18	2280C302	Cylinder, 2" x 1-1/2" x 25.00"	1
19	2280F301	3/8" Hose, FJIC06 x 90FJIC06 x 149"	1
20	2280F302	3/8" Hose, FJIC06 x Long LG90FJIC06 x 167"	1
21	2280W303	Lifter Cylinder Base	1
22	2280W304	Boss	1
23	2250L286	Clamp, Two Hose x 3/8"	4
24	2280M305	Pin, 1" x 5-1/2"	1
25	Z27109	Composite Bearing, 1" ID x 1-1/2" long x 1/8" Wall	2
26	Z51644	Straight, MJIC x MORB 0608	2
27	Z71120	Hex Bolt, 1/4NC x 2"	2
28	Z71215	Hex Bolt, 5/16NC x 1-1/2"	4
29	Z71542	Hex Bolt, 1/2NC x 4-1/4"	4
30	Z72211	Hex Lock Nut, 1/4NC	2
31	Z72221	Hex Lock Nut, 5/16NC	1
32	Z72251	Hex Lock Nut, 1/2NC	4
33	Z72956	Rivet Nut, 5/16NC x 150	1
34	Z72957	Rivet Nut, 5/16NC x 312	2

**Lifter Shelf Option (continued)**

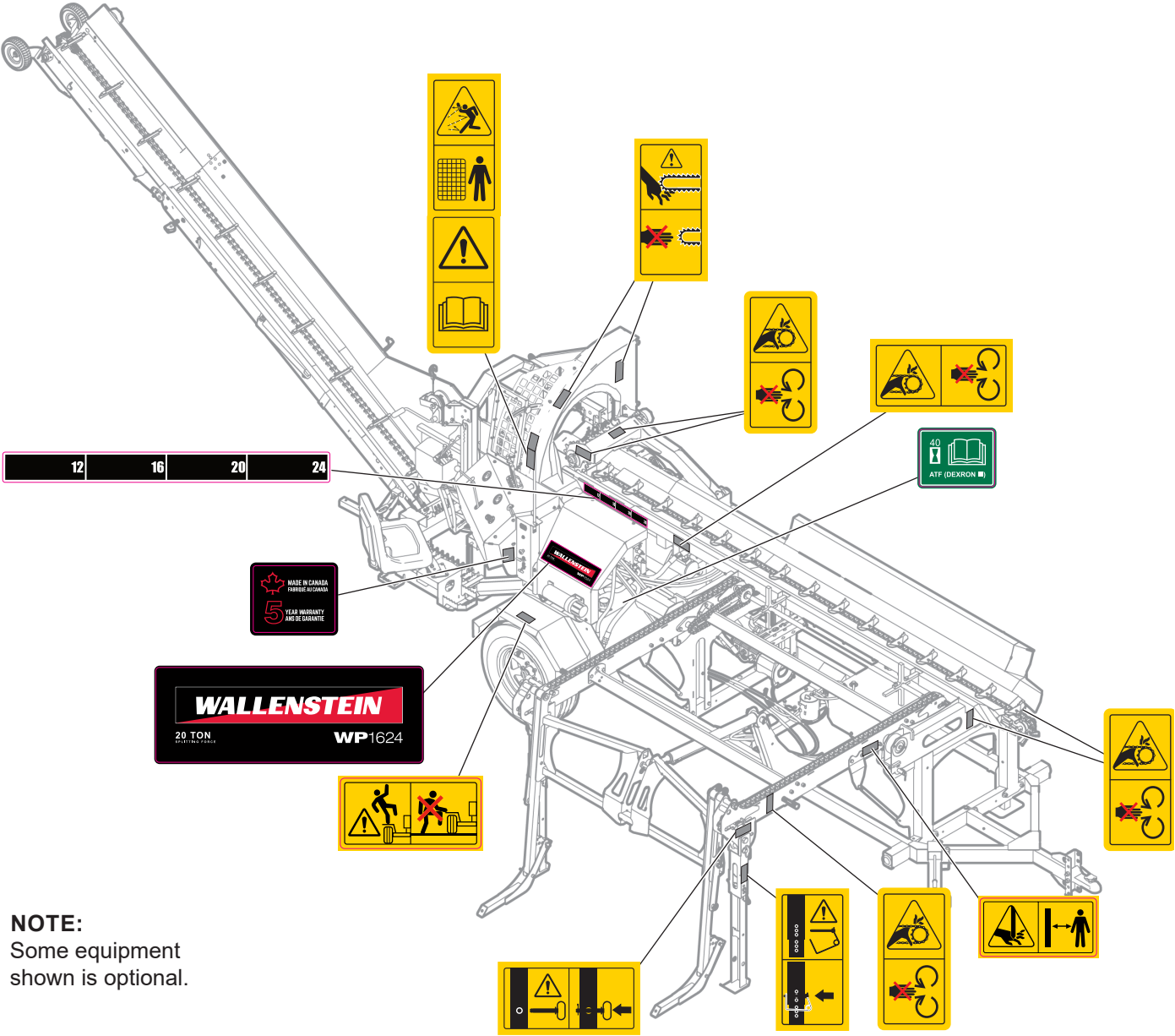
Cylinder Detail

2280C302



Item No.	Part No.	Description	Qty
35	2280C3023	Rod, 1-1/2" x 3/4NF x --	1
36	2280C3024	Barrel, 2" x --	1
37	G200-150S	Gland, 2" x 1-1/2"	1
38	P750-200SP	Piston, 2" Bore	1
39	Z72276G8	Hex Top-lock Nut, 3/4NF G8	1

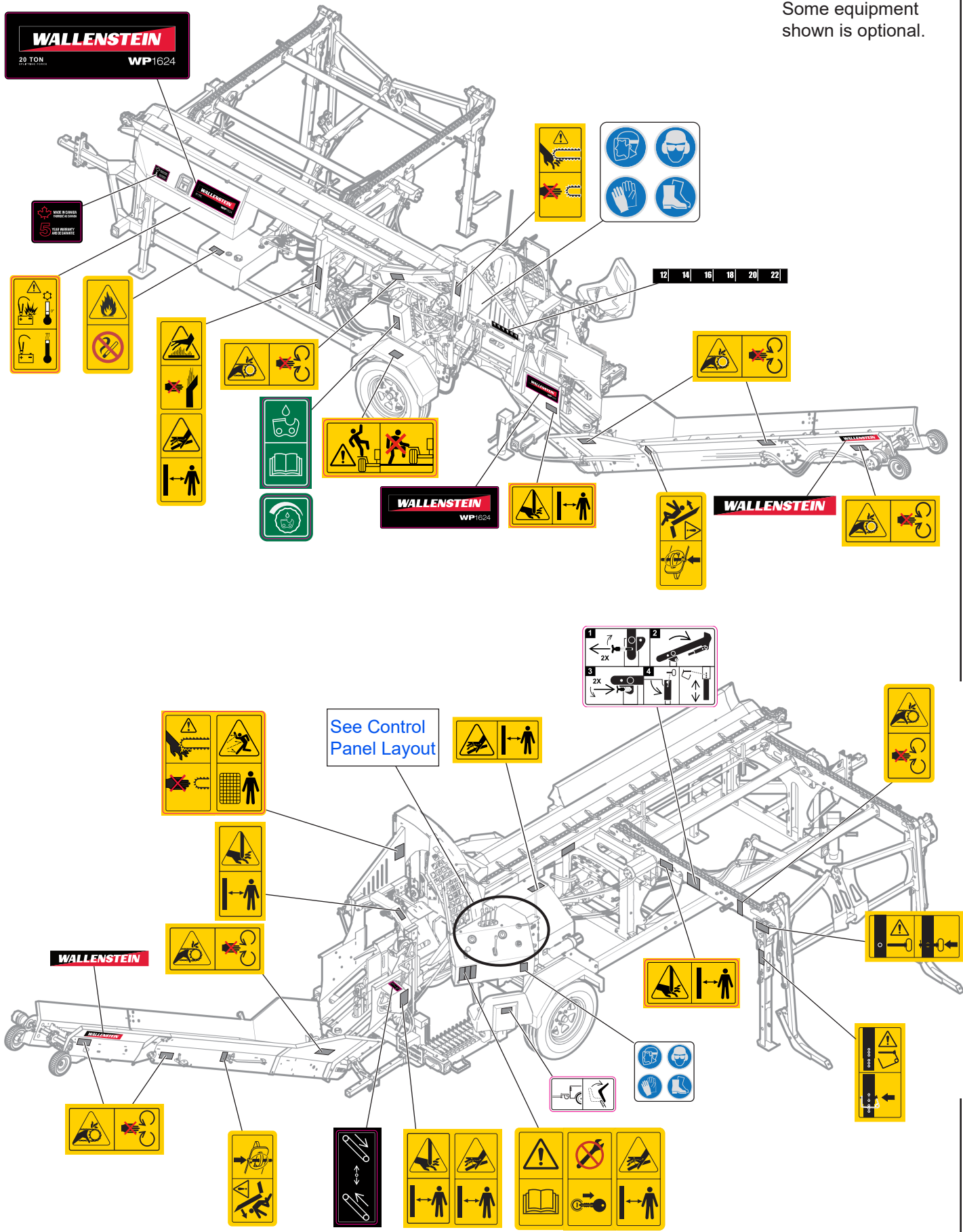
Decal Layout



NOTE:  
Some equipment  
shown is optional.

Decal Layout

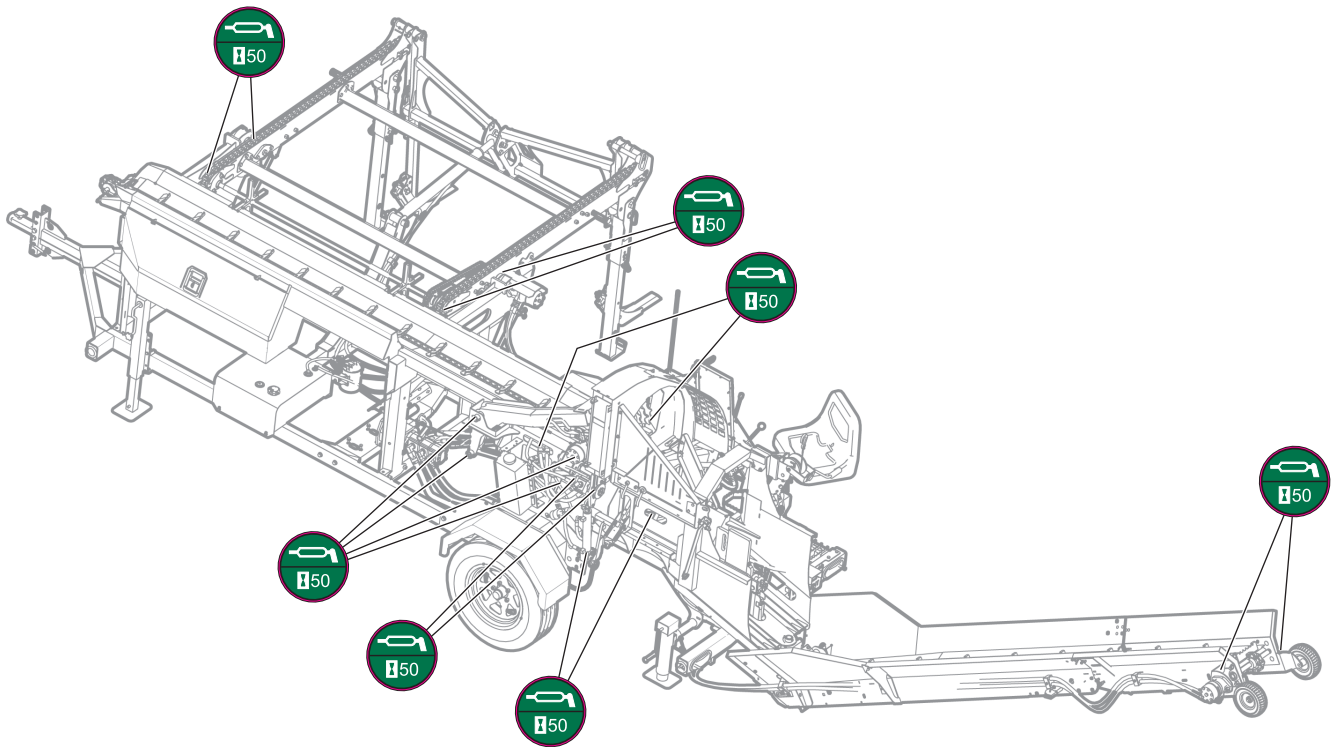
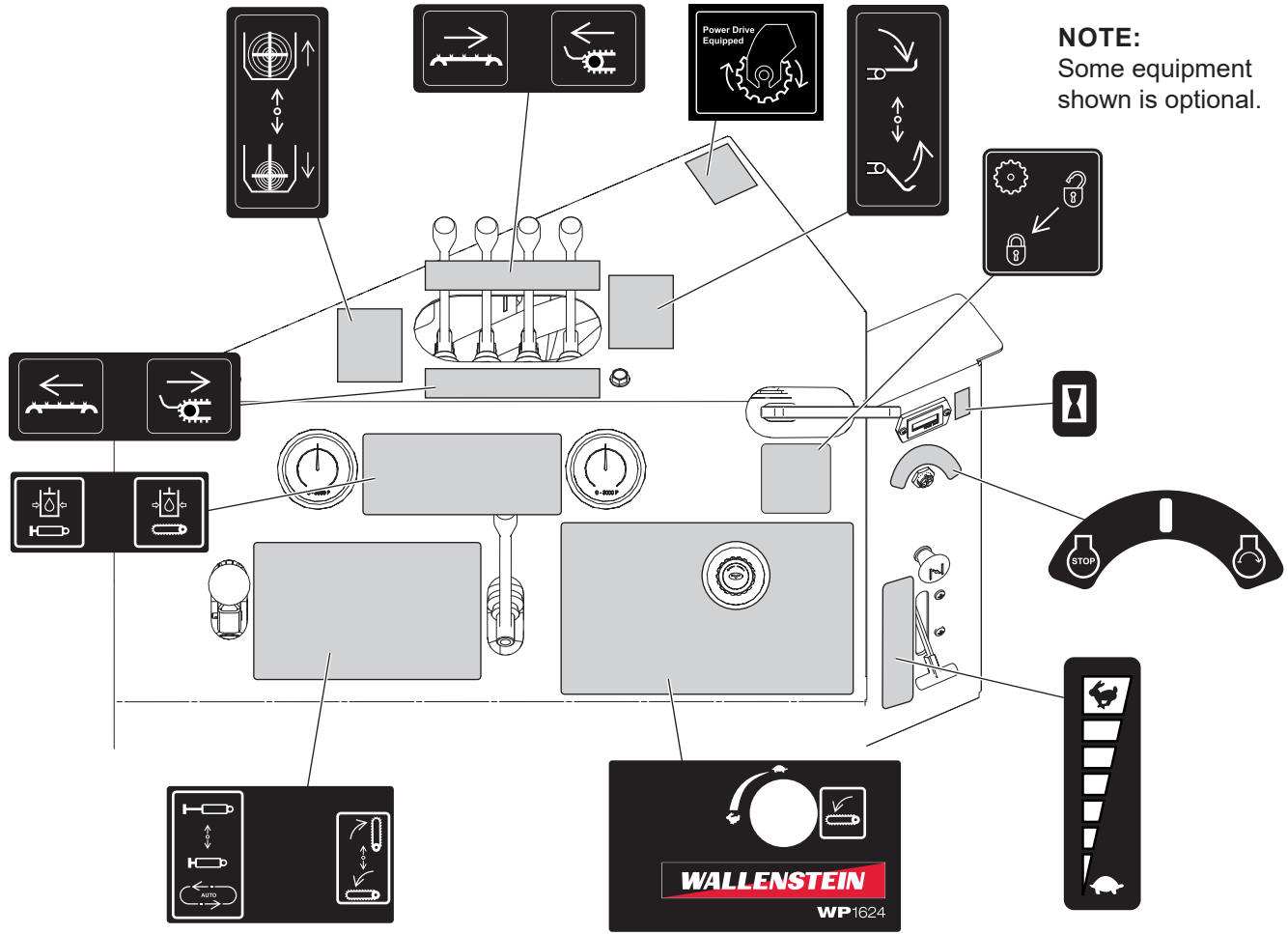
NOTE:  
Some equipment  
shown is optional.





Grease Decals

Layout




**Common Bolt Torque Values**

**Checking Bolt Torque**

The tables shown give correct torque values for various bolts and capscrews. Tighten all bolts to the torque values specified in the table, unless indicated otherwise. Check tightness of bolts periodically.

**IMPORTANT!** If replacing hardware, use fasteners of the same grade.

**IMPORTANT!** Torque figures indicated in the table are for non-greased or non-oiled threads. Do not grease or oil threads unless indicated otherwise. When using a thread locker, increase torque values by 5%.

 **NOTE:** Bolt grades are identified by their head markings.

Imperial Bolt Torque Specifications						
Bolt Diameter	Torque Value					
	SAE Gr. 2		SAE Gr. 5		SAE Gr. 8	
	lbf•ft	N•m	lbf•ft	N•m	lbf•ft	N•m
1/4"	6	8	9	12	12	17
5/16"	10	13	19	25	27	36
3/8"	20	27	33	45	45	63
7/16"	30	41	53	72	75	100
1/2"	45	61	80	110	115	155
9/16"	60	95	115	155	165	220
5/8"	95	128	160	215	220	305
3/4"	165	225	290	390	400	540
7/8"	170	230	420	570	650	880
1"	225	345	630	850	970	1320



Metric Bolt Torque Specifications				
Bolt Diameter	Torque Value			
	Gr. 8.8		Gr. 10.9	
	lbf•ft	N•m	lbf•ft	N•m
M3	0.4	0.5	1.3	1.8
M4	2.2	3	3.3	4.5
M6	7	10	11	15
M8	18	25	26	35
M10	37	50	52	70
M12	66	90	92	125
M14	83	112	116	158
M16	166	225	229	310
M20	321	435	450	610
M30	1,103	1 495	1,550	2 100



## Hydraulic Fitting Torque Values

### Tightening Flare Type Tube Fittings

1. Check flare and flare seat for defects that might cause leakage.
2. Align tube with fitting before tightening.
3. Hand-tighten swivel nut until snug.
4. To prevent twisting the tube, use two wrenches. Place one wrench on the connector body and tighten the swivel nut with the second. Torque to values shown.

If a torque wrench is not available, use the FFFT (Flats From Finger Tight) method.


Hydraulic Fitting Torque					
Tube Size OD	Hex Size Across Flats	Torque value		Flats From Finger Tight	
		lbf•ft	N•m	Flats	Turns
Inches	Inches				
3/16	7/16	6	8	2	1/6
1/4	9/16	11–12	15–17	2	1/6
5/16	5/8	14–16	19–22	2	1/6
3/8	11/16	20–22	27–30	1-1/4	1/6
1/2	7/8	44–48	59–65	1	1/6
5/8	1	50–58	68–79	1	1/6
3/4	1-1/4	79–88	107–119	1	1/8
1	1-5/8	117–125	158–170	1	1/8

Values shown are for non-lubricated connections.

## Wheel Lug Torque

It is extremely important safety procedure to apply and maintain proper wheel mounting torque on your trailer axle. Torque wrenches are the best method to assure the proper amount of torque is being applied to a fastener.

Wheel lugs should be torqued before first road use and after each wheel removal. Check and re torque after the first 10 miles (16 km), 25 miles (40 km), and again at 50 miles (80 km). Check periodically thereafter.

 **NOTE:** *Wheel lugs must be applied and maintained at the proper torque levels to prevent loose wheels, broken studs, and possible dangerous separation of wheels from your axle.*

- Start all lugs by hand to prevent cross threading.
- Tighten lugs in sequence, per wheel lug torque sequence chart.
- The tightening of the fasteners should be done in stages. Following the recommended sequence, tighten fasteners per wheel torque requirements chart.

Wheel Lug Nut Torque				
Wheel Size	Units	1st Stage	2nd Stage	3rd Stage
8"	lbf•ft	12–20	30–35	45–55
	N•m	16–26	39–45.5	58.5–71.5
12"	lbf•ft	20–25	35–40	50–60
	N•m	26–32.5	45.5–52	65–78
13"	lbf•ft	20–25	35–40	50–60
	N•m	26–32.5	45.5–52	65–78
14"	lbf•ft	20–25	50–60	90–120
	N•m	26–32.5	65–78	117–156
15"	lbf•ft	20–25	50–60	90–120
	N•m	26–32.5	65–78	117–156
16"	lbf•ft	20–25	50–60	90–120
	N•m	26–32.5	65–78	117–156

Wheel Lug Torque Pattern

