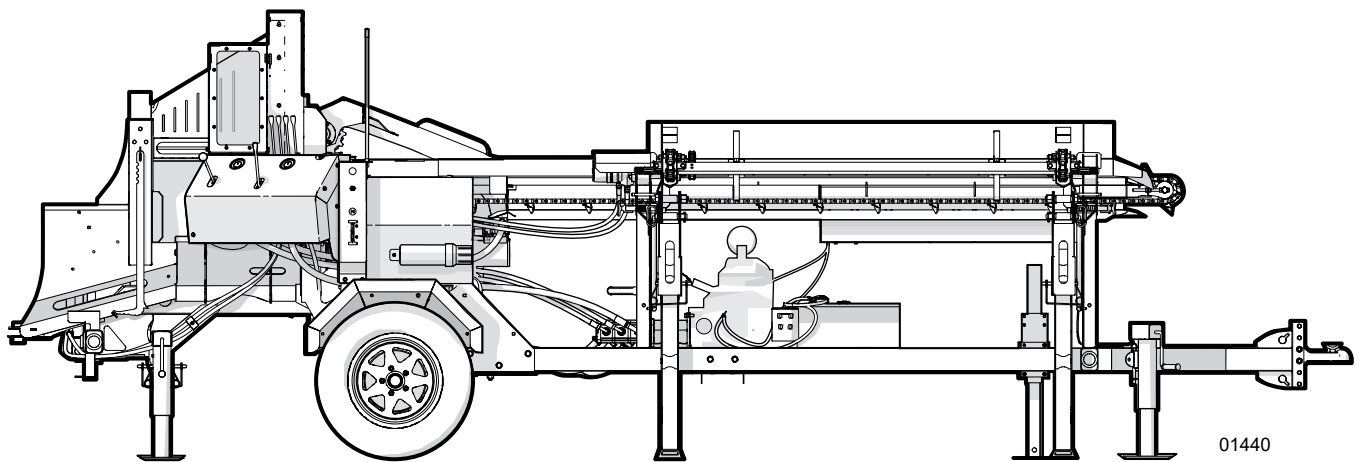


PARTS MANUAL

Serial number 2E9US1111KS080079 to 2E9US1118PS080133, and 1100000 to 1102663

WP1624 Trailer Wood Processor



Foreword

This Wallenstein parts manual is prepared to assist customers in ordering quality OEM replacement parts.

Regular maintenance combined with replacing old, worn or broken parts with the correct OEM parts is essential in prolonging the life of your Wallenstein product. Refer to this manual to identify replacement parts.

To order parts, contact your Wallenstein dealer or distributor. Have the product model and serial number handy.

If your dealer is no longer available, please go to WallensteinEquipment.com. At the bottom of the page, select Dealer Locator.

All information contained in this parts manual is current as per the revision date at the bottom of the page. Wallenstein reserves the right to change product specifications at any time without notice.

If your product specifications differ from those contained in this manual, contact Wallenstein for current information.

Reproduction of information in this parts manual is prohibited without prior written permission from Wallenstein Equipment Inc.

Wallenstein Equipment Inc. • © 2023

WARNING!

For safety, operation, and maintenance information, see the Operator’s Manual.

Maintenance should be performed by trained personnel only.

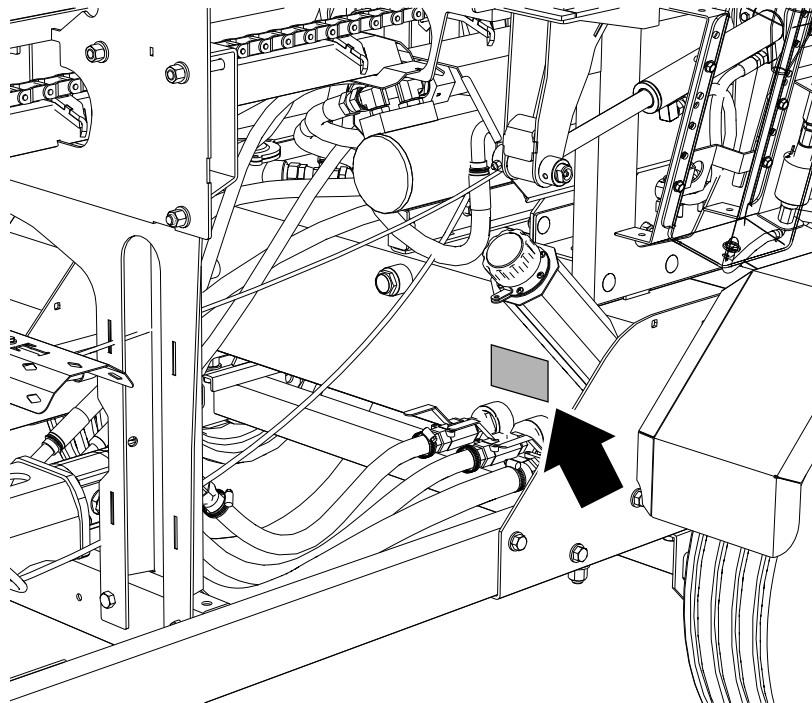
Serial Number Location

Always provide the model and serial number of your Wallenstein product when ordering parts or requesting service or other information. The serial number is on the product information plate as shown below.

Record your product information here for future reference.

Model _____

Serial Number _____



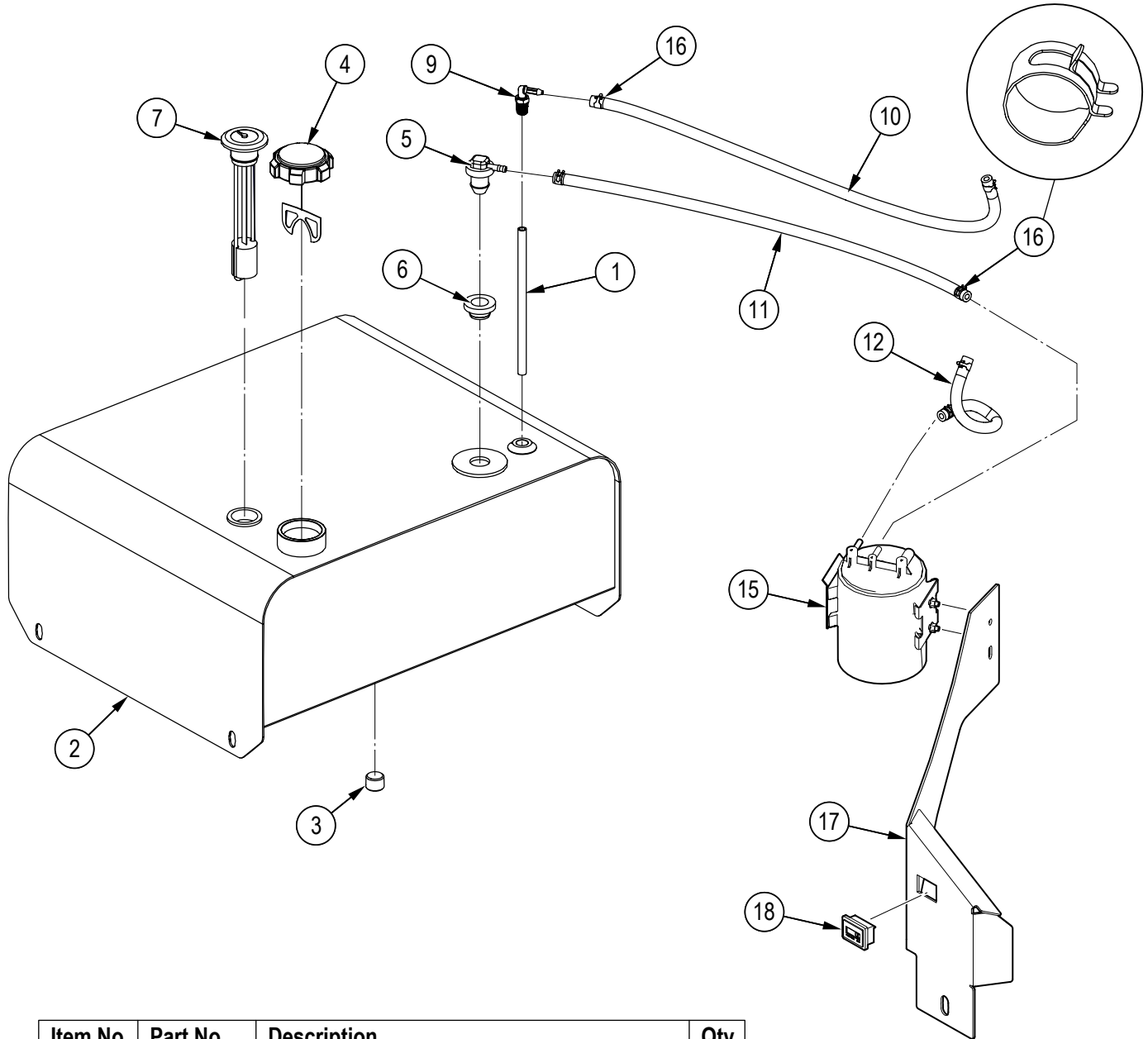
00442

Contents

Fuel Tank Assembly.....	5
Hydraulic Tank Assembly.....	6
Engine and Hydraulic Pump	7
Chassis Assembly	8
Fender and Axle Assembly	9
Splitter Assembly – Right Side.....	10
Hydraulic System – Splitter	11
Infeed Conveyor – Right Side.....	12
Saw Shield Assembly	13
Hydraulic Saw Assembly.....	14
Infeed Conveyor – Left Side.....	15
Hi-Lo Valve and Pressure Switch	16
Tool Box Lid and Battery.....	17
Top Roller.....	18
Infeed Drive	19
Idler Sprocket.....	20
Live Deck Driver Shaft Detail	21
Live Deck Hydraulic Motor and Shaft	22
Live Deck Assembly	23
Block Dropper	24
Splitter Assembly – Left-hand Side.....	25
Control Console Cover.....	26
Control Console – Valves.....	27
Control Console Valves – Continued	28
Hydraulic Valve Manifold	29
Hydraulic System – Engine.....	30
Hydraulic System – Top Roller Cylinder.....	31
Hydraulic System – Splitter Sliding Wedge.....	32
Hydraulic System – Infeed Motor	33
Hydraulic System – Live Deck.....	34
Hydraulic System – Hydraulic Saw	35
Oil Tanks and Pump.....	36
Control Console	37
Hydraulic Guard.....	38
Sliding Wedge Cylinder.....	39

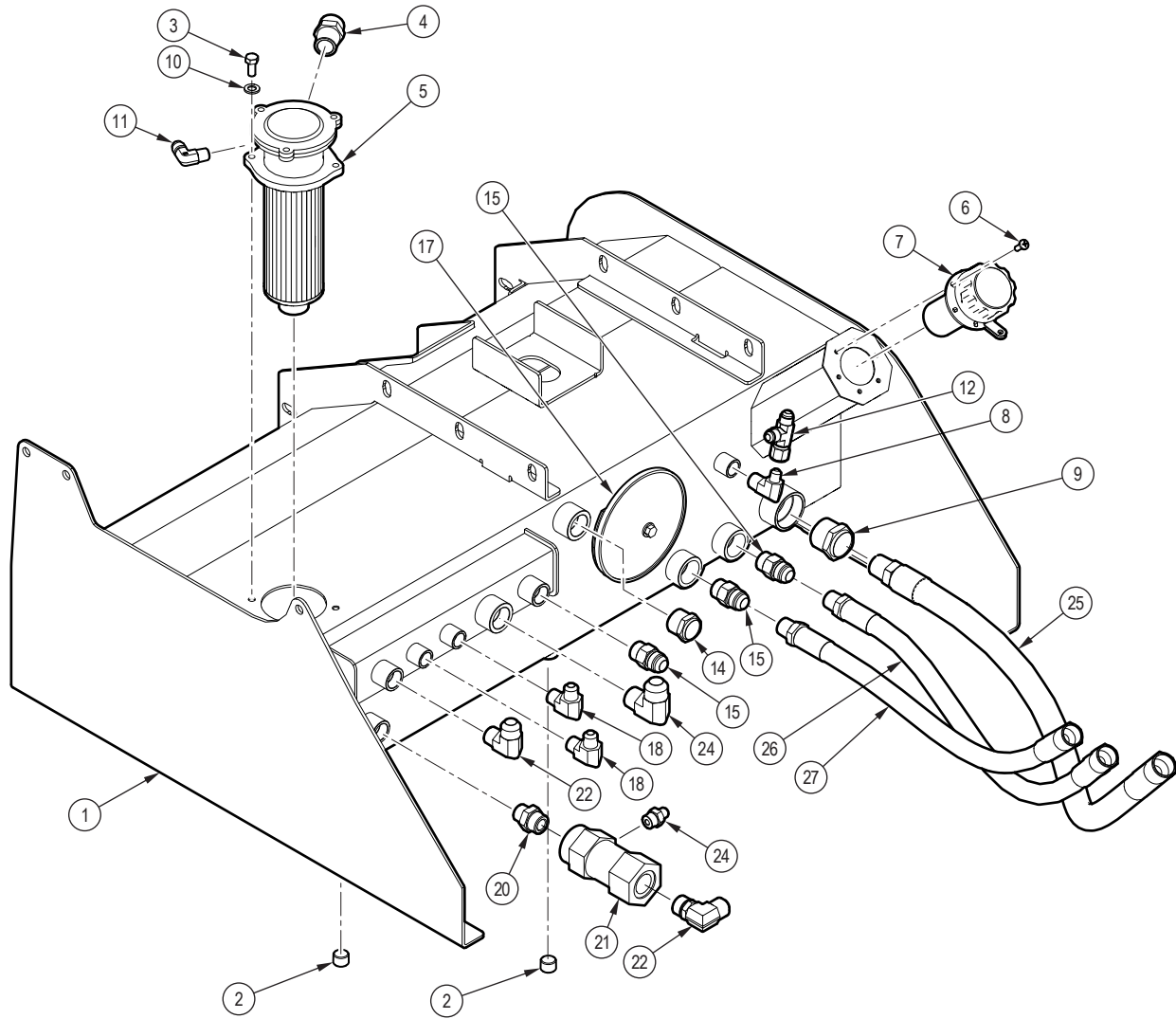
Splitter Cylinder	39
Hydraulic Saw Cylinder	40
Top Roller Arm Cylinder	40
Lights and Harness.....	41
Seat Assembly Accessory	42
Driven Clamp Accessory.....	43
12' Stacking Conveyor Accessory.....	44
24' Stacking Conveyor Main Parts	49
24' Stacking Conveyor Trailer Assembly Detail	50
24' Stacking Conveyor Folding Frame.....	51
24' Stacking Conveyor Upper and Middle Trough Detail	52
24' Stacking Conveyor Lower Trough Right Side	53
24' Stacking Conveyor Lower Trough – Left Side.....	54
24' Stacking Conveyor Hydraulic Plumbing Diagram	55
24' Stacking Conveyor Idler Sprocket Detail	56
Infeed Drive	56
24' Stacking Conveyor Idler Sprocket Detail	57
24' Stacking Conveyor Hub Detail.....	58
Decal Layout.....	59
Decal Layout.....	61
Control Panel Decal Layout	63
Common Bolt Torque Values	64
Hydraulic Fitting Torque Values	65
Wheel Lug Torque.....	65

Fuel Tank Assembly



Item No.	Part No.	Description	Qty
1	1052S501	Fuel Pickup Tube	1
2	2250W103	9gal Fuel Tank	1
3	Z51192	Socket Plug, MP 08	1
4	Z93108	EPA Ratchet Fuel Cap, Unvented with Tether	1
5	Z93110	EPA Remote Vent, HB04	1
6	Z93111	Vent Grommet For Z93110	1
7	Z93121	Fuel Gauge Thread Mount x 6-1/2"	1
9	Z93312	Plastic Elbow 90, MP x HB 0404	1
10	2250F051	Fuel Line, 1/4" ID x 22"	1
11	2250F052	Fuel Line, 1/4" ID x 20"	1
12	2250F199	EPA Fuel Line, 3/16" x 12"	1
15	Z93308	EPA Carbon Canister, 1200cc	1
16	Z93320	Fuel Line Clip, 1/2" OD Hose	6
17	2250L418	Carbon Cannister Mount	1
18	Z64612	Tach/Hour Meter Rectangular Snap-Mount	1

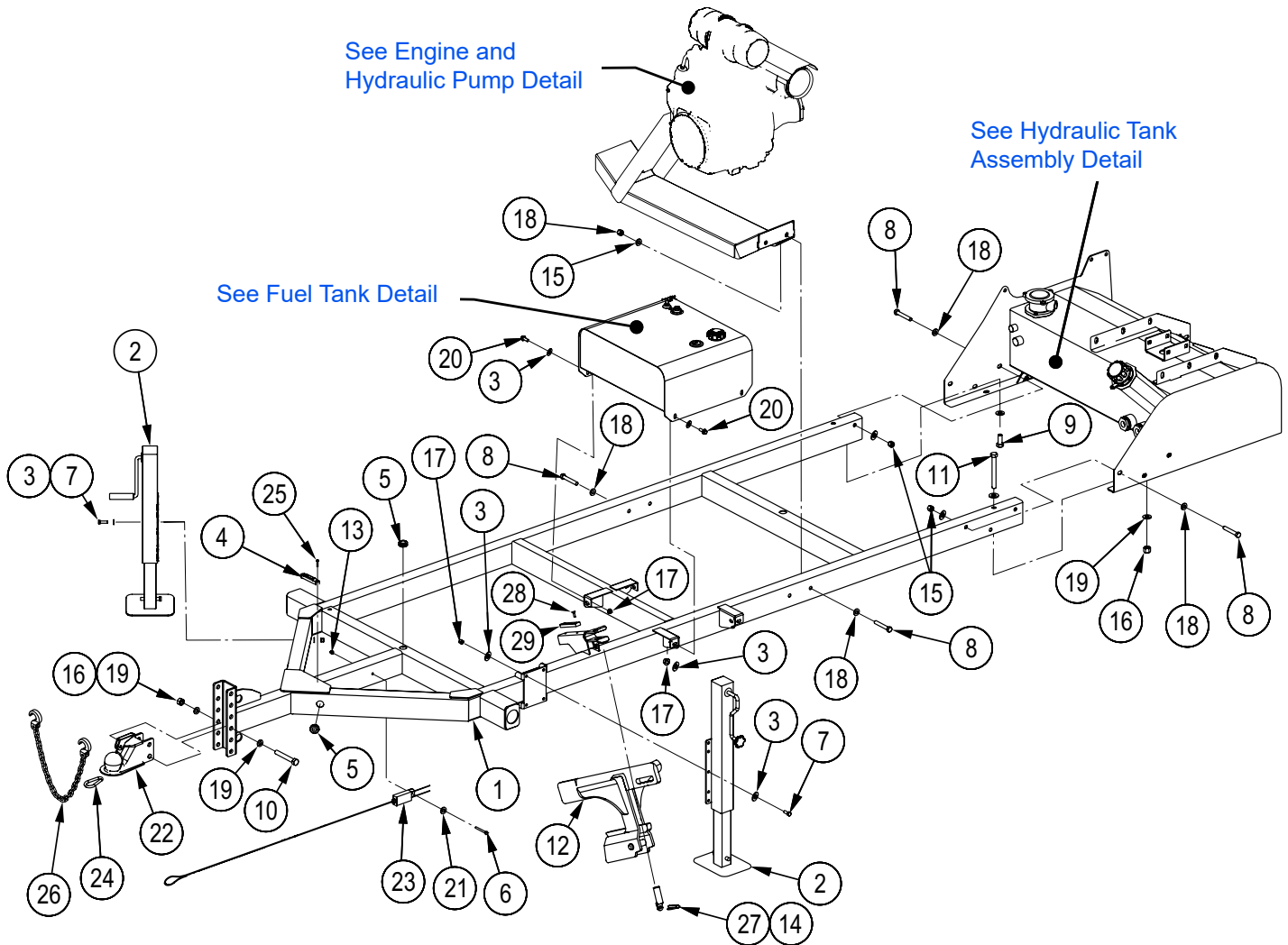
Hydraulic Tank Assembly



Item No.	Part No.	Description	Qty
1	2250W101	Hydraulic Tank	1
2	Z51693	Socket Plug, MORB 08	2
3	Z71215	Hex Bolt, 5/16NC x 1-1/2"	2
4	Z514405	Straight, MJIC x MP 1616	1
5	Z55202	Tank Mounted Return Filter Long, FP12	1
6	Z75326	BHCS, #10NF x 1/2"	6
7	Z55403	Filler Breather Cap x 400um Locking	1
8	Z51655	Elbow 90, MJIC x MORB 0608	1
9	Z516416	Straight, MJIC x MORB 1616	1
10	Z73122G8	SAE Washer, 5/16" Grade 8	2
11	Z514922	Elbow 90, MJIC x MBSPP 0402	1
12	Z51592	Tee, MJIC x FJIC x MJIC 060606	1
14	Z55901	Site Glass, MP16	1

Item No.	Part No.	Description	Qty
15	Z516414	Straight, MJIC x MORB 1212	2
17	Z55911	Cover, Cleanout x 8"	1
18	Z51653	Elbow 90, MJIC x MORB 0808	2
20	Z51712	Straight, MORB x MORB 1212	1
21	Z56408	Dump Valve	1
22	Z516501	Elbow 90, MJIC x MORB 1212	2
24	Z51641	Straight, MJIC x MORB 0606	1
25	2250F207	1" Hose, FJIC16 x FJIC16 x 30"	1
26	2250F208	3/4" Hose, FJIC12 x FJIC12 x 26"	1
27	2250F209	3/4" Hose, FJIC12 x FJIC12 x 22"	1

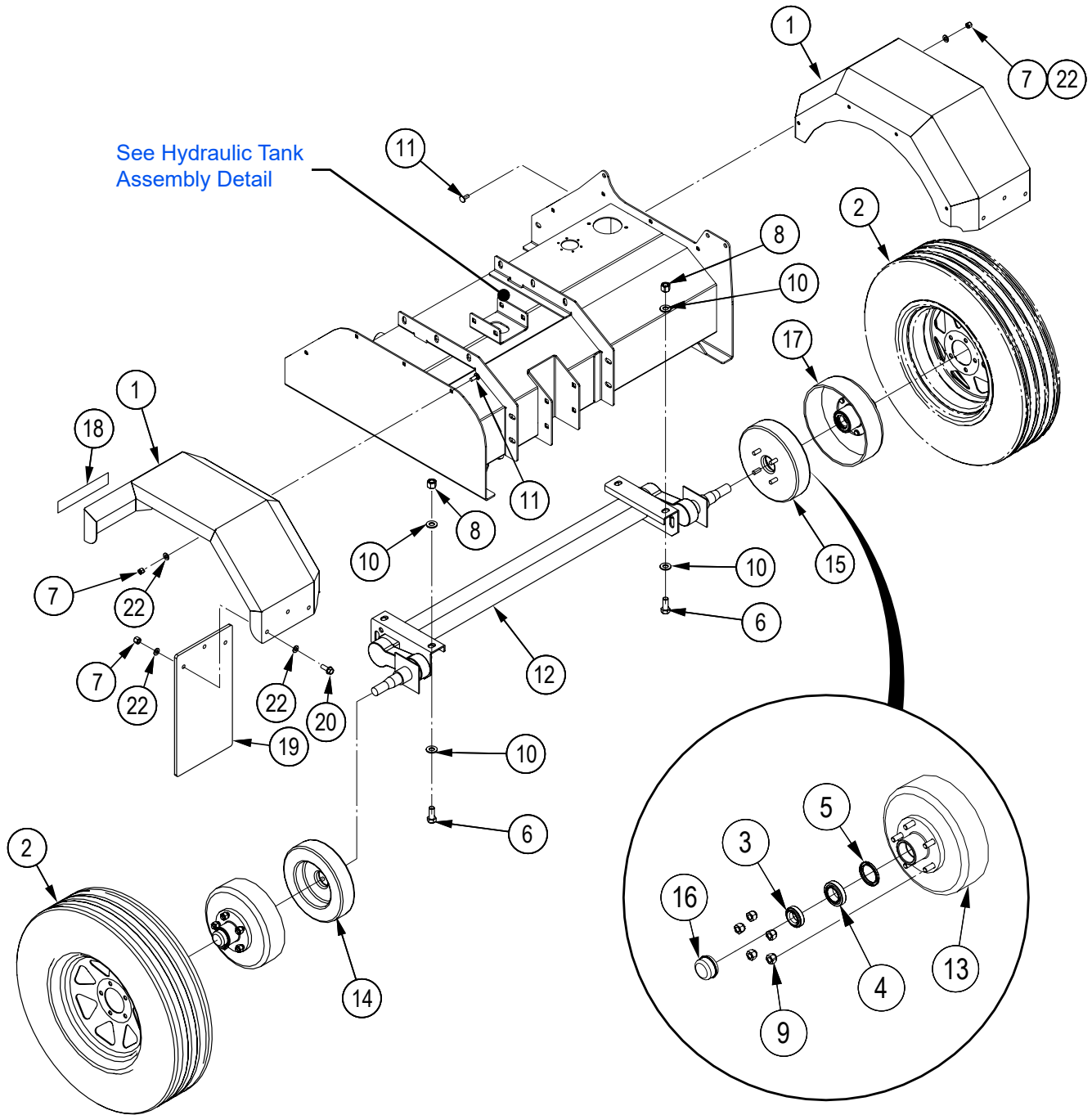
Chassis Assembly



Item No.	Part No.	Description	Qty
1	2250W012	Chassis	1
2	1082W503	Jack Weldment	2
3	Z73131G8	SAE Washer, 3/8" Grade 8	24
4	Z19919	Surface Mount Level x 3"	1
5	Z62822	Rubber Grommet, 3/4" x 1/4"	2
6	Z71127	Hex Bolt, 1/4NC x 2-3/4"	1
7	Z71312	Hex Bolt, 3/8NC x 1-1/4"	8
8	Z71532	Hex Bolt, 1/2NC x 3-1/4"	10
9	Z71615	Hex Bolt, 5/8NC x 1-1/2"	1
10	Z71650	Hex Bolt, 5/8NC x 5"	2
11	Z71655	Hex Bolt, 5/8NC x 5-1/2"	2
12	2250W056	Weldment, 4-Way Adjustable Wedge	1
13	Z72211	Hex Lock Nut, 1/4NC	1

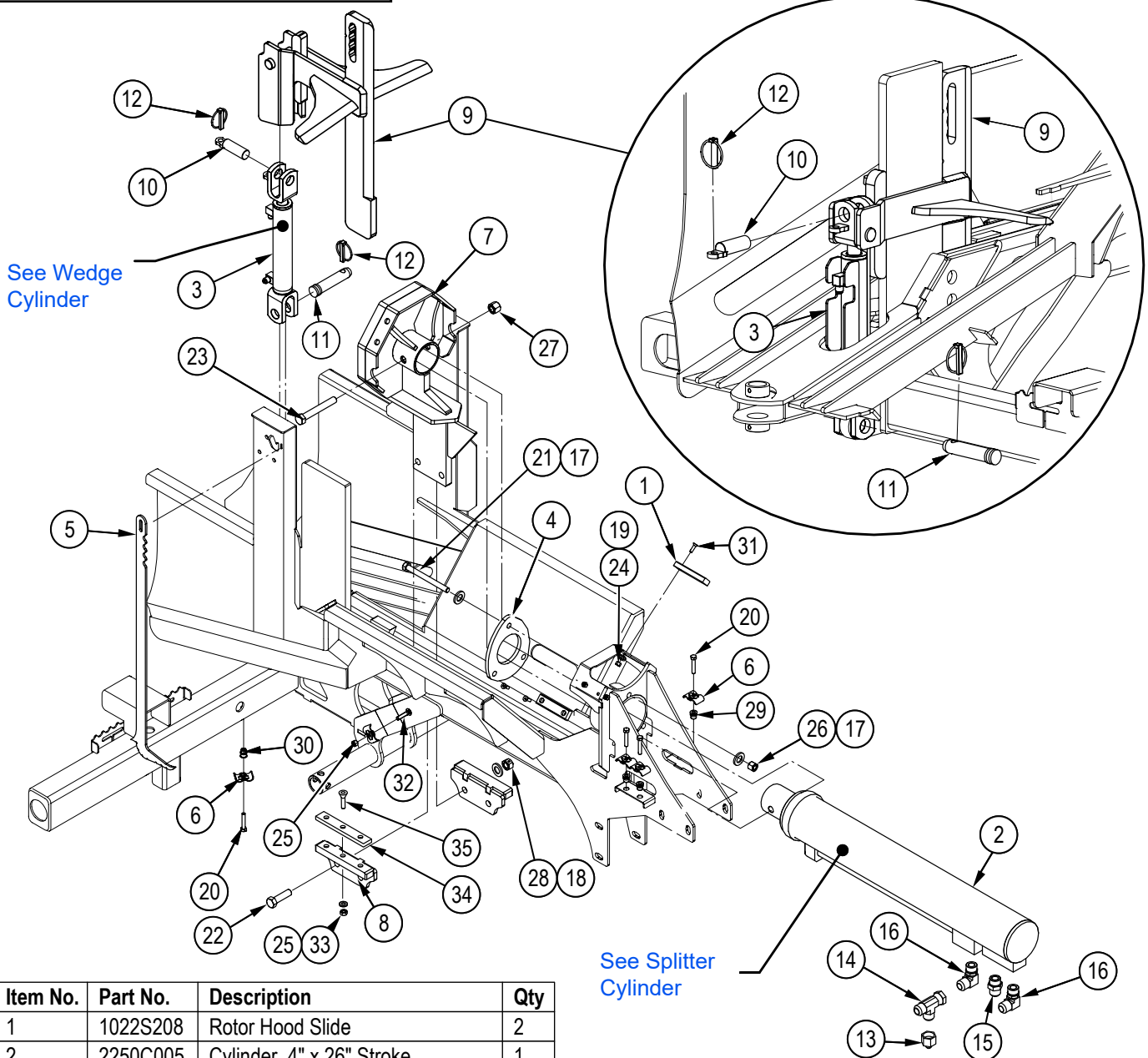
Item No.	Part No.	Description	Qty
14	2250W057	Weldment, Wedge Quick Change	1
15	Z72251	Hex Lock Nut, 1/2NC	10
16	Z72261	Hex Lock Nut, 5/8NC	3
17	Z72231	Hex Lock Nut, 3/8NC	13
18	Z73151G8	SAE Washer, 1/2" Grade 8	14
19	Z73161G8	SAE Washer, 5/8" Grade 8	4
20	Z71310	Hex Bolt, 3/8NC x 1"	4
21	Z73111G8	SAE Washer, 1/4" Grade 8	4
22	Z91615	Hitch Coupler, 2" Ball x Ladder x 6000lbs	1
23	Z91713	Breakaway Safety Switch	1
24	Z92303	Safety Snap, 3-5/8" x 293lbs	1
25	Z78314	Machine Screw, #6NC x 3/4"	2
26	Z92309	Safety Chain, 5/16" Gr70 x 5ft	1
27	Z12140	Lynch Pin, 7/16"	1
28	Z75211	FHCS, 1/4NC x 7/8"	2
29	1022S208	Rotor Hood Slide	1

Fender and Axle Assembly



Item No.	Part No.	Description	Qty	Item No.	Part No.	Description	Qty
1	2250W021	Fender Well	2	12	Z91132	#10F Full Flex Axle, 4000lbs x 56" HF with Electric Brakes	1
2	Z91333	ST255/75R15 LRE Radial	2	13	Z91708	Brake Drum, 10" x 1750lbs 5on4-1/2" Drum Only	2
3	Z23202	Roller Bearing, L44649 L44610	2	14	Z91718	Electric Brake, 10" x 2-1/4" x 1750lbs LH	1
4	Z23205	Roller Bearing, L68149 L68111	2	15	Z91719	Electric Brake, 10" x 2-1/4" x 1750lbs RH	1
5	Z28202	Single Lip Seal, 1-3/4"	2	16	Z91801	Dust Cap, 1.98 Bore	2
6	Z71615	Hex Bolt, 5/8NC x 1-1/2"	4	17	Z91705	Brake Drum, 10" x 1750lbs 5on4-1/2" Complete Assembly	2
7	Z72231	Hex Lock Nut, 3/8NC	12	18	2250F103	White Reflective Tape, 2" x 8"	2
8	Z72261	Hex Lock Nut, 5/8NC	4	19	2250S060	Mud Guard, Fender Well	2
9	Z72931	Lug Nut, 1/2NF	10	20	Z71312	Hex Bolt, 3/8NC x 1-1/4"	6
10	Z73161G8	SAE Washer, 5/8" Grade 8	8	22	Z73131G8	SAE Washer, 3/8" Grade 8	18
11	Z76231	Carriage Bolt, 3/8NC x 1"	6				

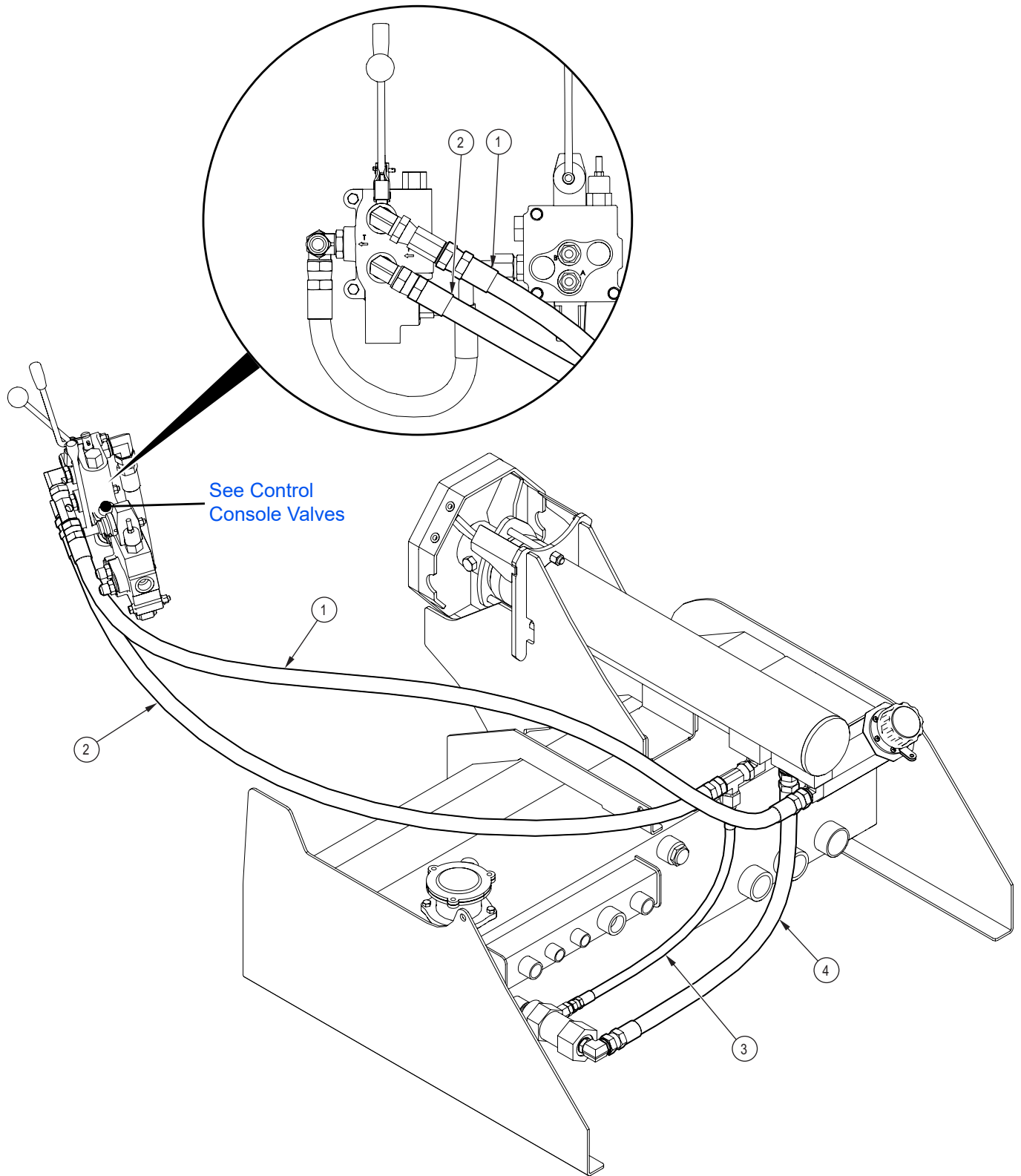
Splitter Assembly – Right Side



Item No.	Part No.	Description	Qty
1	1022S208	Rotor Hood Slide	2
2	2250C005	Cylinder, 4" x 26" Stroke	1
3	2250C002	Cylinder, 1-1/2" x 1" x 7.5"	1
4	2250L118	Plate, Cylinder Clamp	1
5	2250L223	Hookaroon, 30"	1
6	2250L286	Clamp, Two Hose x 3/8"	4
7	2250W098	Sliding Pushblock, WP1624	1
8	2250W097	Lower Slide	2
9	2250W056	4-Way Adjustable Wedge	1
10	2250W057	Wedge Quick Change	1
11	Z11141	Toplink Pin, 1" x 3-3/16" MOD	1
12	Z12140	Lynch Pin, 7/16"	2
13	Z514909	Straight, FJIC x MJIC 1206	1
14	Z51597	Tee, MJIC x FJIC x MJIC 121212	1
15	Z516414	Straight, MJIC x MORB 1212	1
16	Z516501	Elbow 90, MJIC x MORB 1212	2
17	Z73151G8	SAE Washer, 1/2" Grade 8	6
18	Z73171G8	SAE Washer, 3/4" Grade 8	2
19	Z73131G8	SAE Washer, 3/8" Grade 8	20

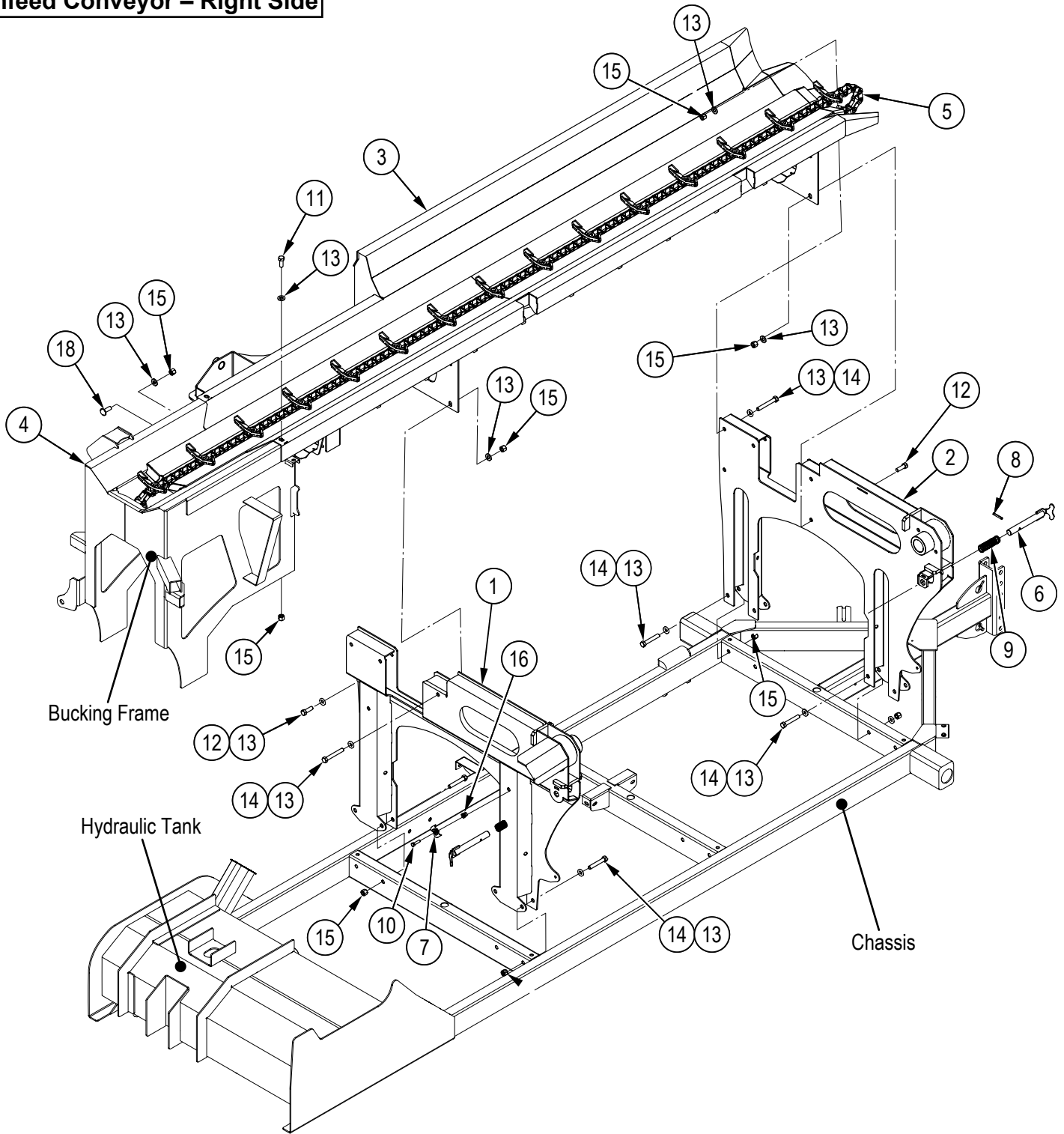
Item No.	Part No.	Description	Qty
20	Z71217	Hex Bolt, 5/16NC x 1-3/4"	3
21	Z71555	Hex Bolt, 1/2NC x 5-1/2"	3
22	2250M083	Pin, Lower Slide x 3/4"	2
23	Z71645	Hex Bolt, 5/8NC x 4-1/2"	1
24	Z72211	Hex Lock Nut, 1/4NC	8
25	Z72221	Hex Lock Nut, 5/16NC	7
26	Z72251	Hex Lock Nut, 1/2NC	3
27	Z72261	Hex Lock Nut, 5/8NC	1
28	Z72266	Hex Top-lock Nut, 5/8NF	2
29	Z72956	Rivet Nut, 5/16NC x 150	2
30	Z72957	Rivet Nut, 5/16NC x 312	1
31	Z75211	FHCS, 1/4NC x 7/8"	4
32	Z76224	Carriage Bolt, 5/16NC x 1-1/2"	1
33	Z73122G8	SAE Washer, 5/16" Grade 8	6
34	2250S017	Tuffcast Wear Plate, Pushblock	2
35	Z75224	FHCS, 5/16NC x 1-1/2"	6

Hydraulic System – Splitter



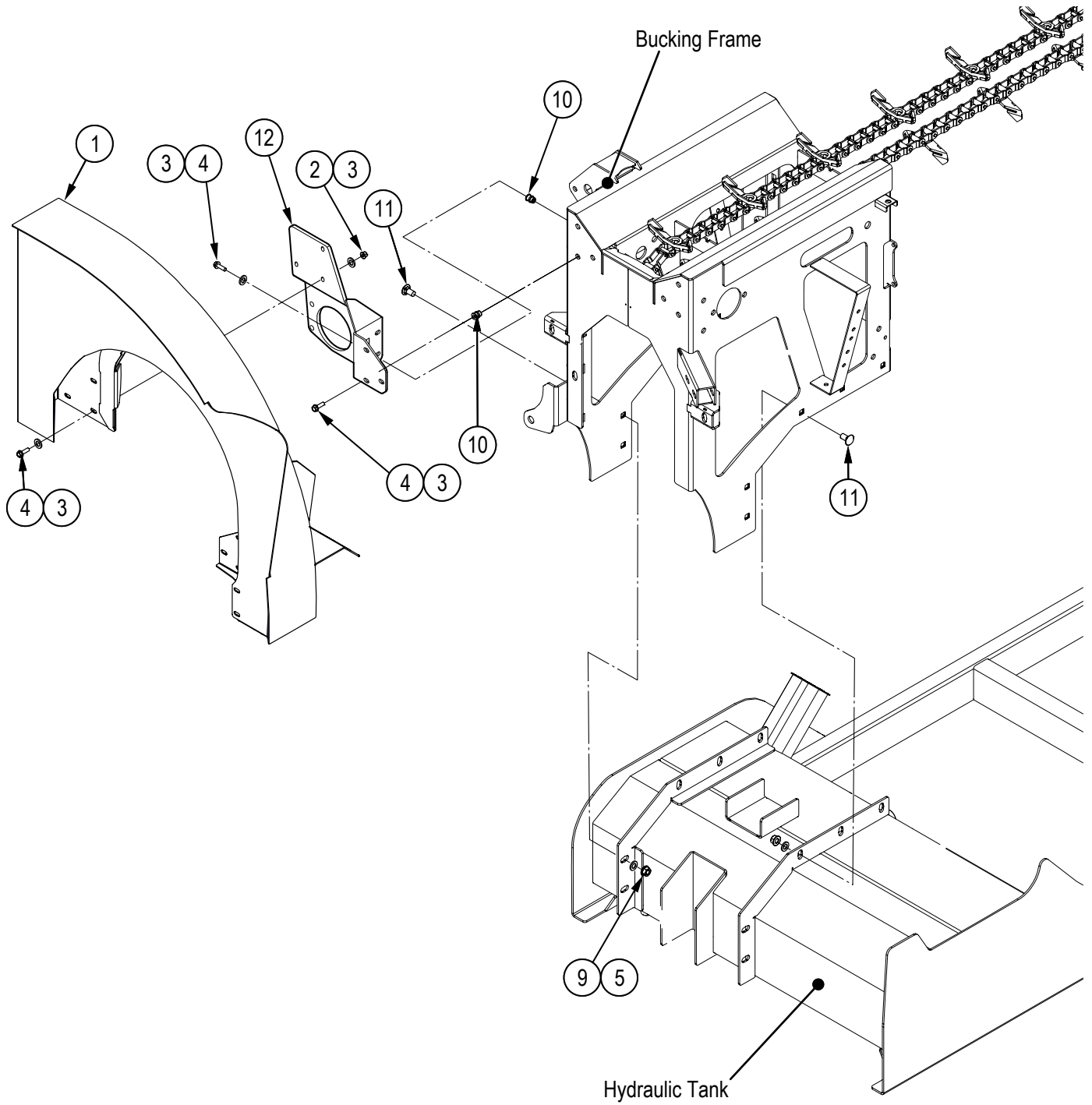
Item No.	Part No.	Description	Qty
1	2250F013	3/4" Hose, FJIC12 x 90FJIC12 x 62"	1
2	2250F065	3/4" Hose, FJIC12 x FJIC12 x 56"	1
3	2250F066	3/8" Hose, FJIC06 x 90FJIC06 x 23"	1
4	2250F063	3/4" Hose, FJIC12 x FJIC12 x 27"	1

Infeed Conveyor – Right Side



Item No.	Part No.	Description	Qty	Item No.	Part No.	Description	Qty
1	2250W063	Infeed Support, Rear	1	10	Z71212	Hex Bolt, 5/16NC x 1-1/4"	1
2	2250W062	Infeed Support, Front	1	11	Z71512	Hex Bolt, 1/2NC x 1-1/4"	2
3	2250W089	Infeed Trough	1	12	Z71516	Hex Bolt, 1/2NC x 1-5/8"	4
4	2250W064	Frame, Bucking	1	13	Z73151G8	SAE Washer, 1/2" Grade 8	22
5	2250W004	Weldment, Infeed Chain	1	14	Z71535	Hex Bolt, 1/2NC x 3-1/2"	14
6	2251W040	Locking Pin, Tongue	2	15	Z72251	Hex Lock Nut, 1/2NC	21
7	2250L286	Clamp, Two Hose x 3/8"	1	16	Z72956	Rivet Nut, 5/16NC x 150	1
8	Z14173	Roll Pin, 1/4" x 2"	2	18	Z76251	Carriage Bolt, 1/2NC x 1-1/2"	1
9	Z32307	Comp Spring, 1.100" OD x 3-1/2" x 0.080"	2				

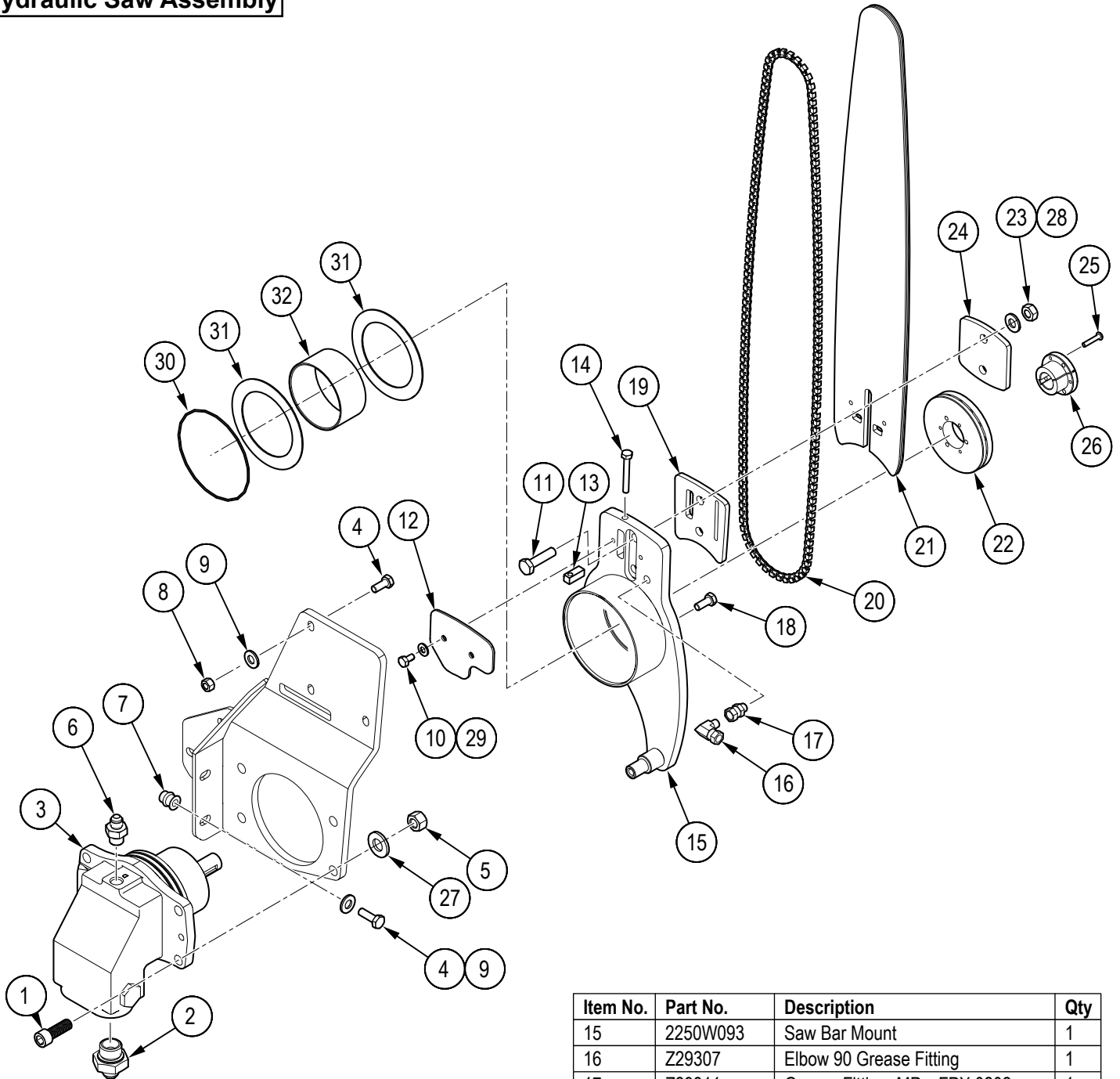
Saw Shield Assembly



Item No.	Part No.	Description	Qty
1	2250W014	Saw Shield	1
2	Z72221	Hex Lock Nut, 5/16NC	3
3	Z73122G8	SAE Washer, 5/16" Grade 8	11
4	Z71212	Hex Bolt, 5/16NC x 1-1/4"	8
5	Z73151G8	SAE Washer, 1/2" Grade 8	10

Item No.	Part No.	Description	Qty
9	Z72251	Hex Lock Nut, 1/2NC	10
10	Z72957	Rivet Nut, 5/16NC x 312	10
11	Z76259	Carriage Bolt, 1/2NC x 1-1/4"	12
12	2250W067	Saw Mount	1

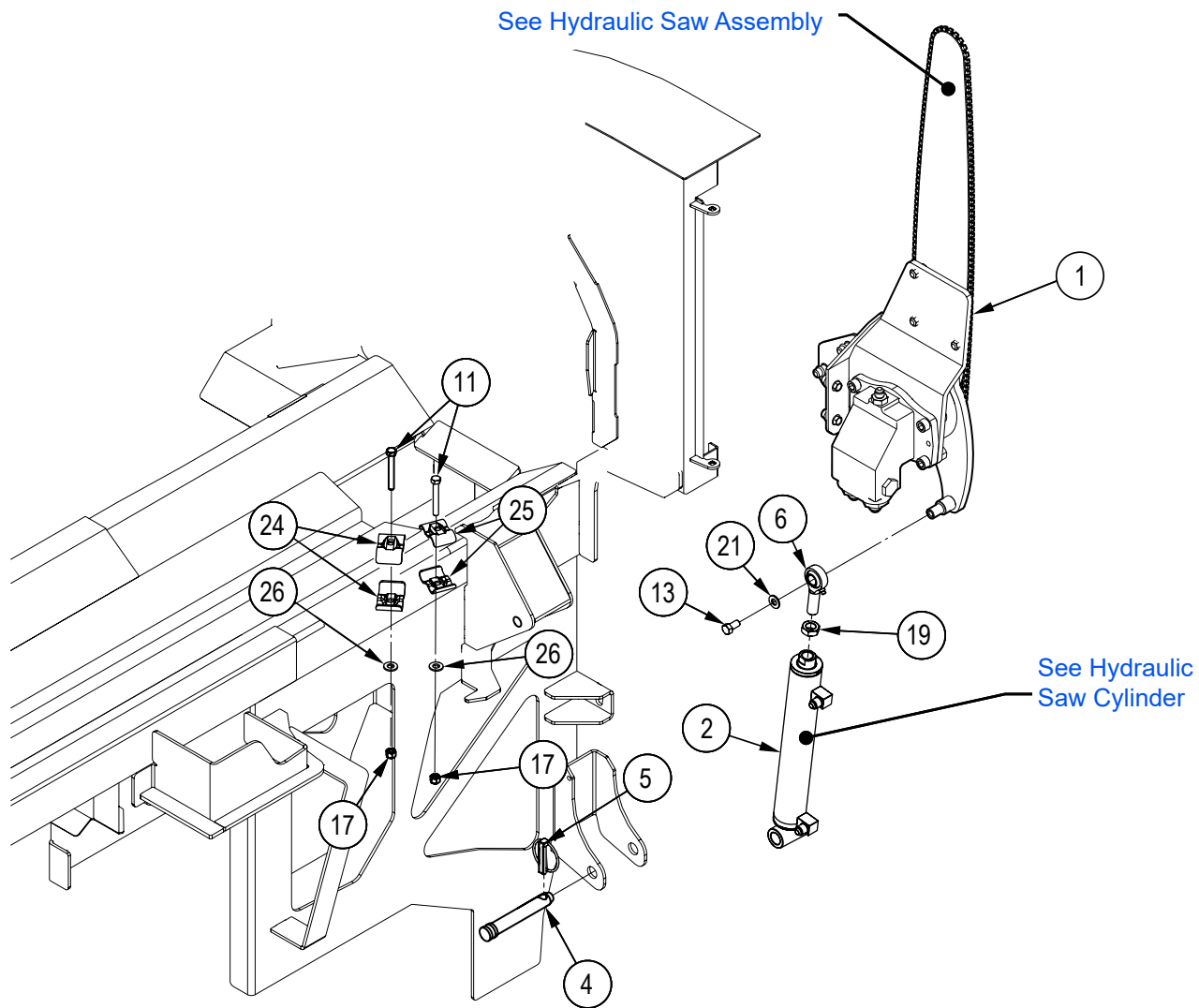
Hydraulic Saw Assembly



Item No.	Part No.	Description	ty
1	Z77572	SHCS, M12 x 1.75 x 40mm	4
2	Z514918	Straight, MJIC x MBSPP 0812	2
3	Z54401	F11-006 Bent-Axis Saw Motor	1
4	Z71212	Hex Bolt, 5/16NC x 1-1/4"	8
5	Z77273	Hex Lock Nut, M12x1.75	4
6	Z514919	Straight, MJIC x MBSPP 0606	1
7	Z72957	Rivet Nut, 5/16NC x 312	5
8	Z72221	Hex Lock Nut, 5/16NC	3
9	Z73122G8	SAE Washer, 5/16" Grade 8	11
10	Z71105	Hex Bolt, 1/4NC x 1/2"	2
11	Z77661G10-9	Hex Bolt, M10x1.25 x 40mm G10.9	2
12	2250L362	Saw Bar Retainer Cover	1
13	2250M009	Chain Tensioner Nut	1
14	Z71120FTG8	Hex Bolt, 1/4NC x 2" FT G8	1

Item No.	Part No.	Description	Qty
15	2250W093	Saw Bar Mount	1
16	Z29307	Elbow 90 Grease Fitting	1
17	Z29311	Grease Fitting, MP x FPX 0202	1
18	Z77152	Hex Bolt, M8x1.25 x 16mm	4
19	2250L039	Spacer, Chainsaw Bar	1
20	2250A058	Saw Chain, 18HX x 77 Links	1
21	Z99010	Harvester Chainsaw Bar	1
22	Z42817	0.404" Sprocket, JA Bore x 16 Tooth	1
23	Z77262G10	Hex Nut, M10x1.25 G10.9	2
24	2250L059	Clamp, Chainsaw Bar	1
25	Z75322	BHCS, #10NC x 1"	3
26	Z41526	Hub, JA x 20mm	1
27	Z77372	DIN 125 Washer, M12	4
28	Z77361	DIN 125 Washer, M10	2
29	Z73111G8	SAE Washer, 1/4" Grade 8	2
30	Z55802	Nitrile 85 Durometer O-Ring	1
31	Z22405	Composite Thrust Bearing	2
32	Z27112	Composite Bearing, 80mm	1

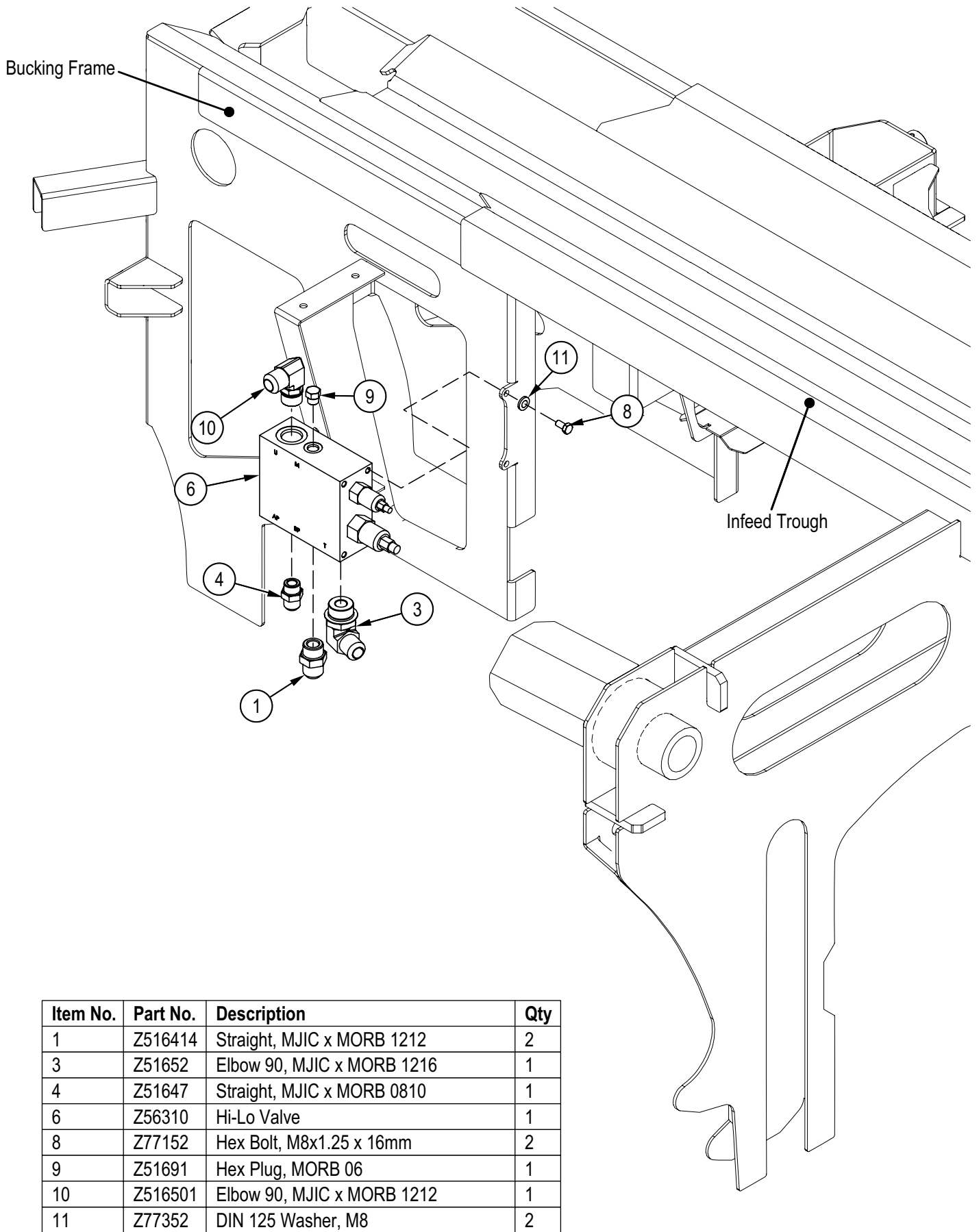
Infeed Conveyor – Left Side



Item No.	Part No.	Description	Qty
1	2250A066	Assembly, Saw	1
2	2250C006	Cylinder, 1-1/2" x 1" x 9.168"	1
4	Z11122	Toplink Pin, 3/4" x 3-7/8"	1
5	Z12140	Lynch Pin, 7/16"	1
6	Z19918	Ball Joint Rod End x 5/8" x 5/8NF	1
11	Z71217	Hex Bolt, 5/16NC x 1-3/4"	2
13	Z71307	Hex Bolt, 3/8NC x 3/4"	1

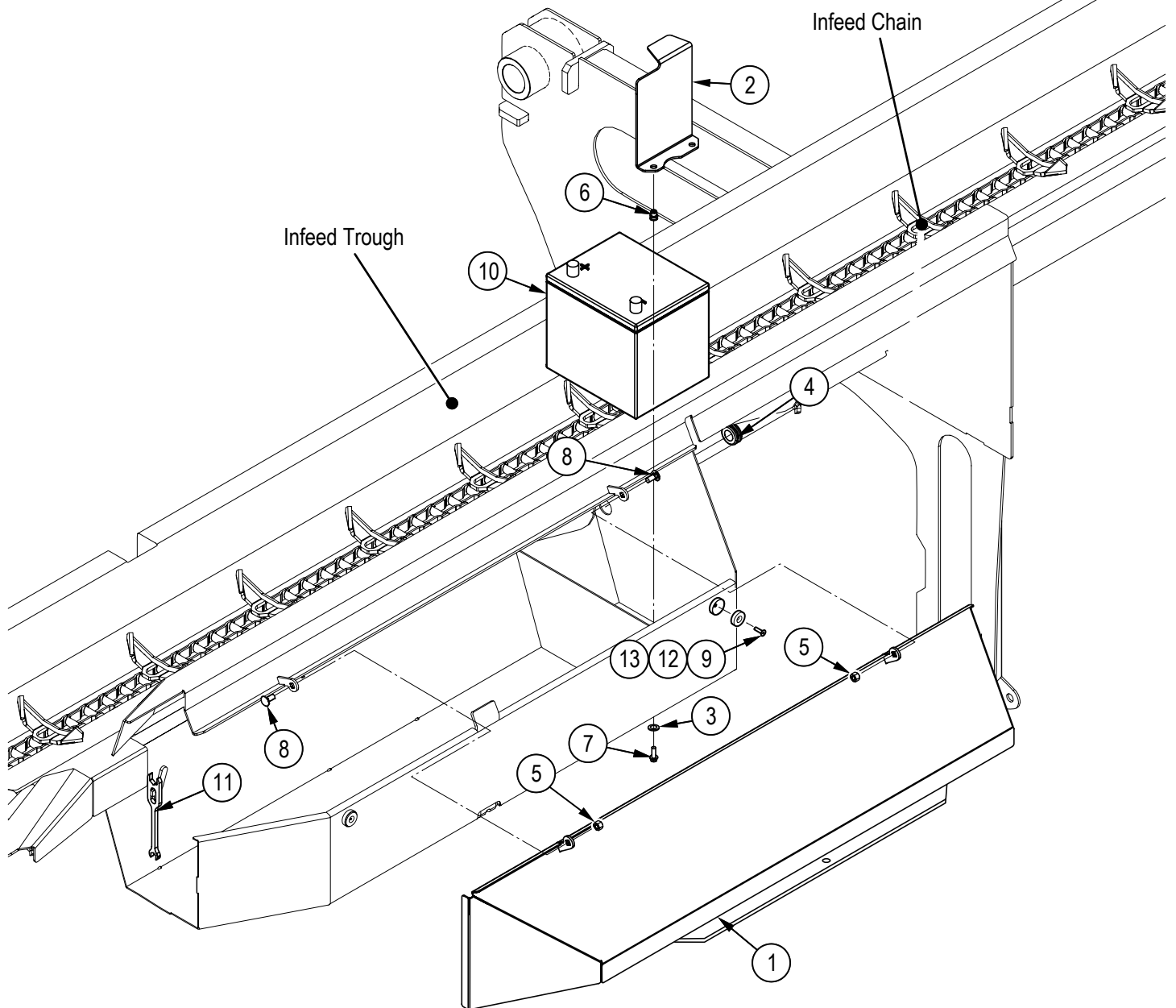
Item No.	Part No.	Description	Qty
17	Z72221	Hex Lock Nut, 5/16NC	2
19	Z72362	Jam Nut, 5/8NF	1
21	Z73131G8	SAE Washer, 3/8" Grade 8	1
24	2250L286	Hose Clamp, 2 x 3/8"	2
25	2054L412	Hose Clamp, 2 x 1/2"	2
26	Z73122G8	SAE Washer, 5/16" Grade 8	2

Hi-Lo Valve and Pressure Switch



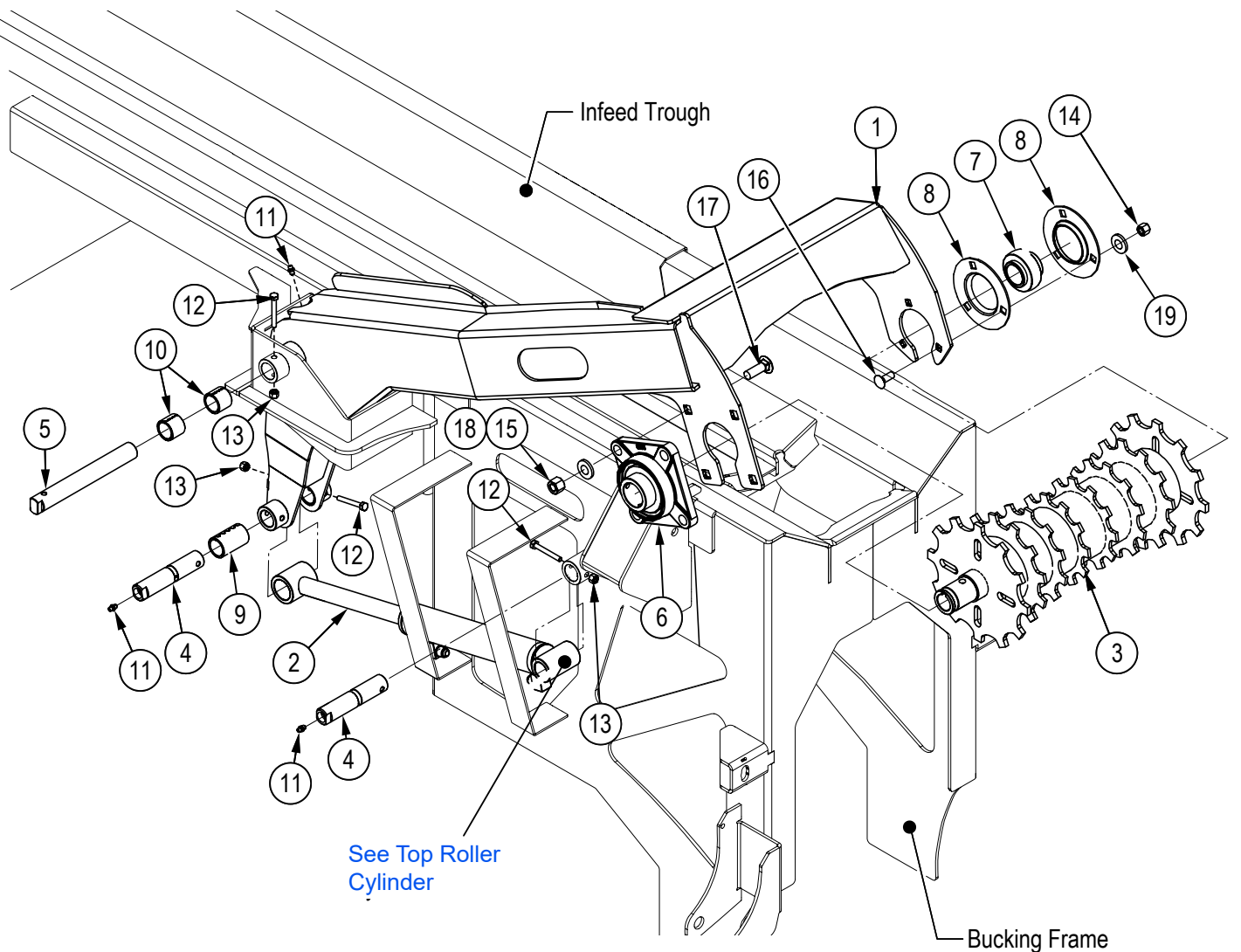
Item No.	Part No.	Description	Qty
1	Z516414	Straight, MJIC x MORB 1212	2
3	Z51652	Elbow 90, MJIC x MORB 1216	1
4	Z51647	Straight, MJIC x MORB 0810	1
6	Z56310	Hi-Lo Valve	1
8	Z77152	Hex Bolt, M8x1.25 x 16mm	2
9	Z51691	Hex Plug, MORB 06	1
10	Z516501	Elbow 90, MJIC x MORB 1212	1
11	Z77352	DIN 125 Washer, M8	2

Tool Box Lid and Battery



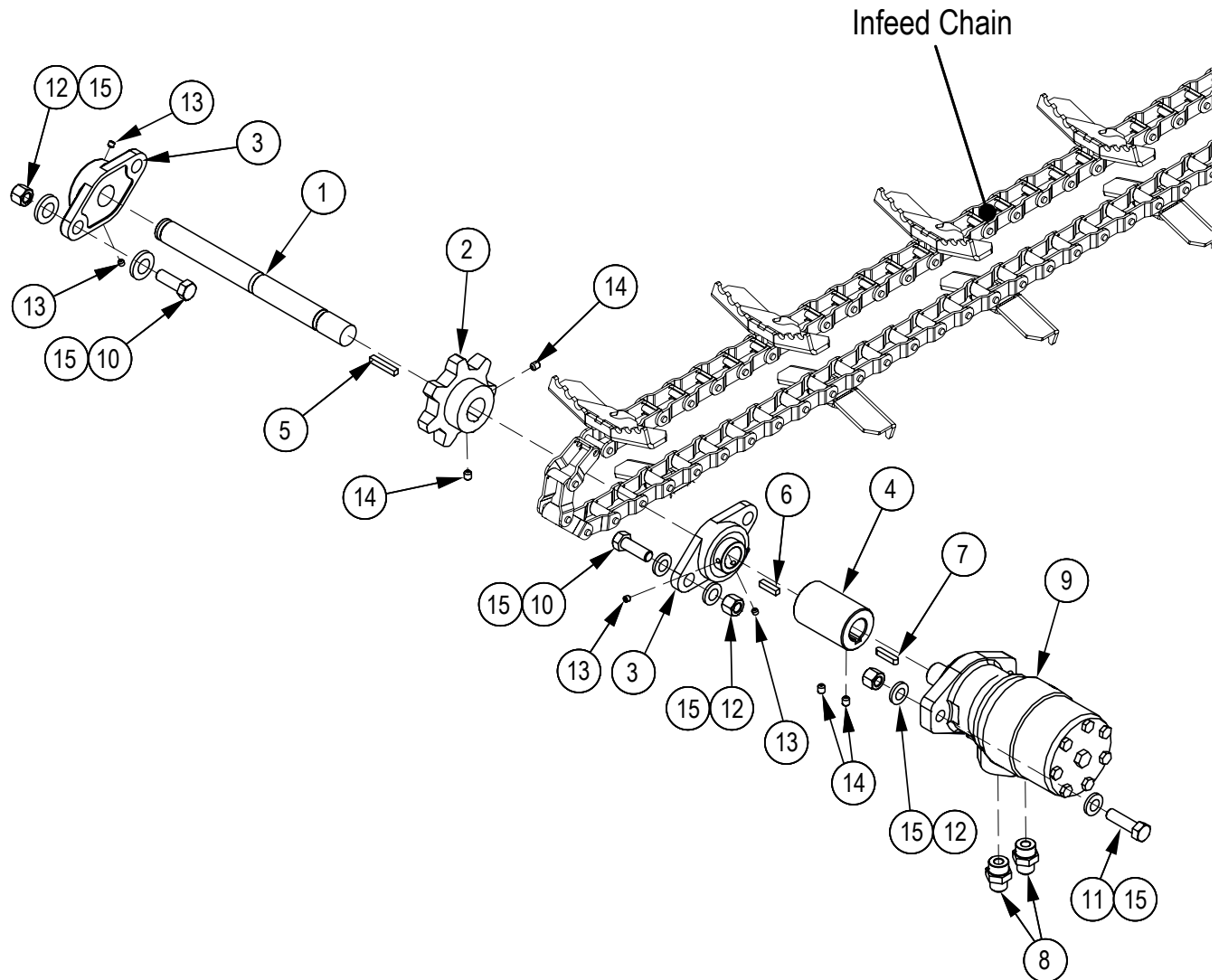
Item No.	Part No.	Description	Qty
1	2250W090	Toolbox Lid	1
2	2250L187	Battery Retaining Plate	1
3	Z73111G8	SAE Washer, 1/4" Grade 8	2
4	Z62818	Rubber Grommet, 3/4" x 3/16"	1
5	Z72221	Hex Lock Nut, 5/16NC	2
6	Z72955	Rivet Nut, 1/4NC x 165	2
7	Z71107	Hex Bolt, 1/4NC x 3/4"	2
8	Z76221	Carriage Bolt, 5/16NC x 3/4"	2
9	Z75203	FHCS, #10NF x 3/4"	2
10	Z93205	Battery, 550CCA	1
11	2250L282	Wrench, Chainsaw Bar	1
12	Z19910	Puck Magnet, 1"	2
13	Z19911	Magnet Cup, 1" for Z19910	2

Top Roller



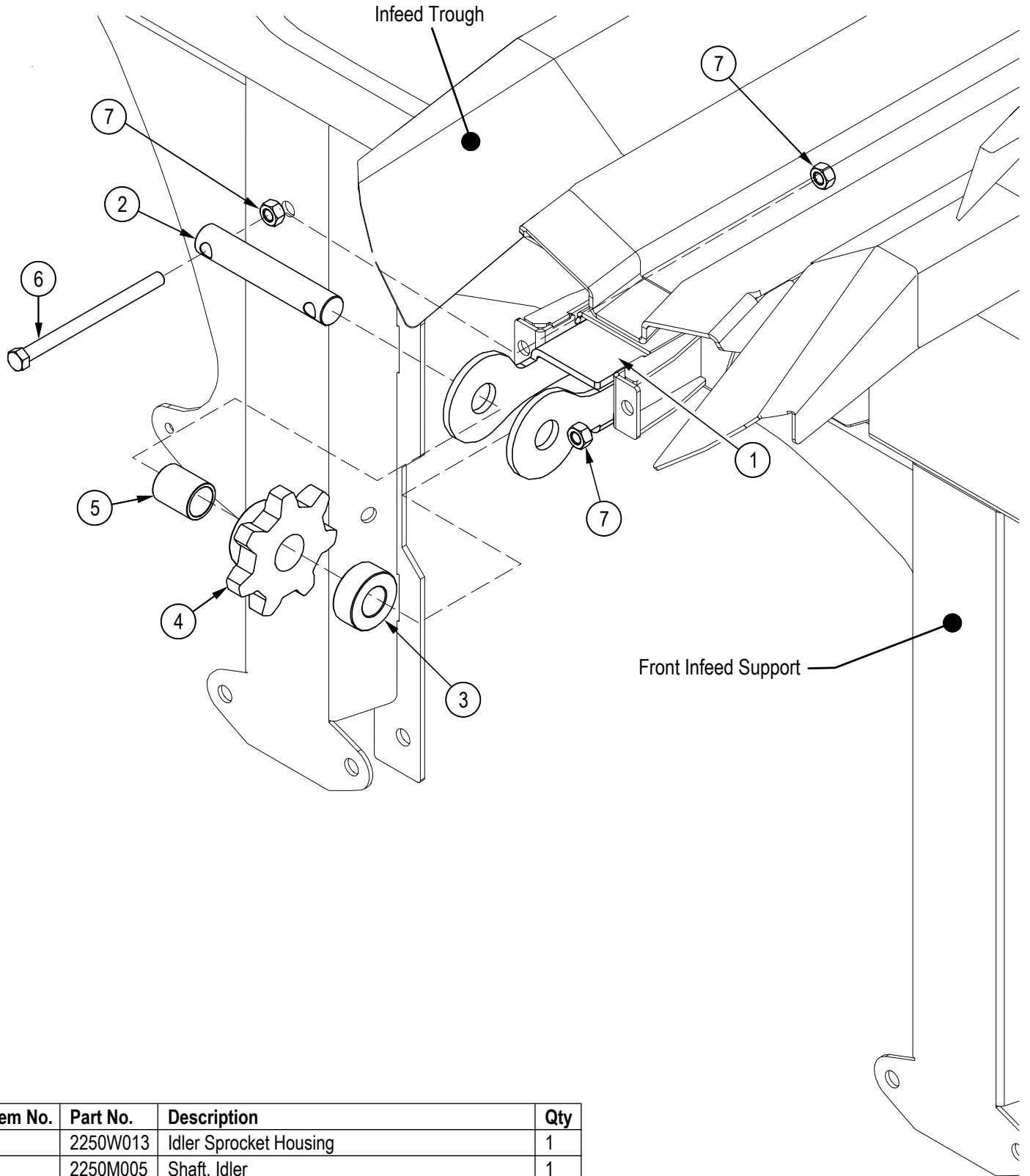
Item No.	Part No.	Description	Qty
1	2250W010	Top Roller Arm	1
2	2250C004	Cylinder, 1-1/2" x 1" x 8.19"	1
3	2250W007	Top Roller	1
4	2250M011	Pin, 1" x 4-1/2" Greasable	2
5	2250M013	Pin, 1" x 8-5/8"	1
6	Z25204	4-Bolt Flange Bearing, UCF208-24	1
7	Z25207	Bearing Insert, UC206-20	1
8	Z25301	3-Bolt Flange Bearing, PF206 x Flange Only	2
9	Z27222	Connex Bushing, 1" ID x 2" Long x 1/8" Wall	1
10	Z27223	Connex Bushing, 1" ID x 1" Long x 1/8" Wall	2
11	Z29202	Grease Fitting, 1/4NF	3
12	Z71120	Hex Bolt, 1/4NC x 2"	3
13	Z72211	Hex Lock Nut, 1/4NC	3
14	Z72231	Hex Lock Nut, 3/8NC	3
15	Z72251	Hex Lock Nut, 1/2NC	4
16	Z76231	Carriage Bolt, 3/8NC x 1"	3
17	Z762510	Carriage Bolt, 1/2NC x 3-1/2"	4
18	Z73151G8	SAE Washer, 1/2" Grade 8	4
19	Z73131G8	SAE Washer, 3/8" Grade 8	4

Infeed Drive



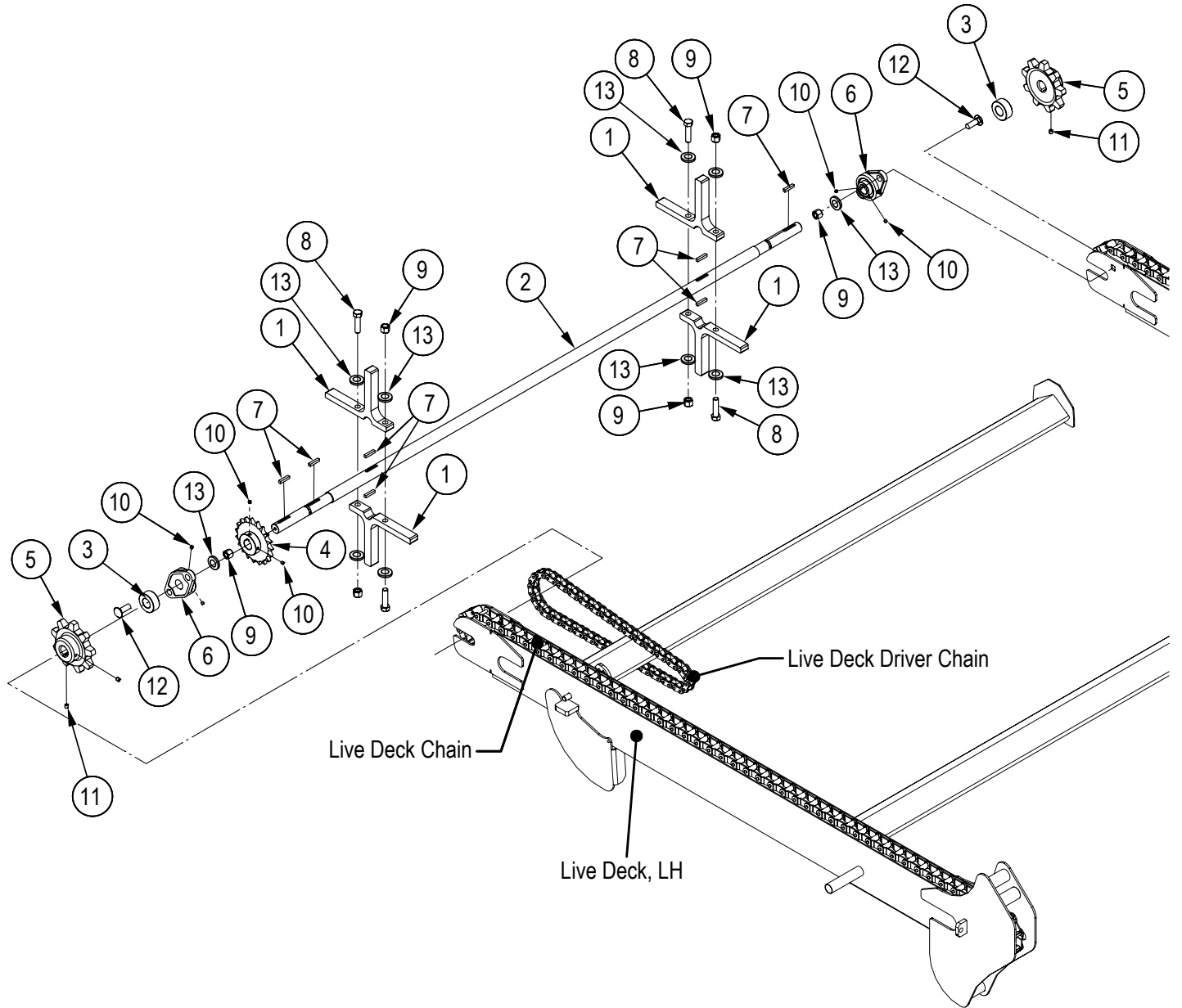
Item No.	Part No.	Description	Qty
1	2250M004	Shaft, Infeed Drive	1
2	2280M110	Sprocket, 7 Tooth x 1" Bore	1
3	Z25101	2-Bolt Flange Bearing, UCFL205-16	2
4	Z46444	Rigid Coupling, 1" x 1"	1
5	Z46532	Key, 1/4" x 1/4" x 1-1/2"	1
6	Z46533	Key, 1/4" x 1/4" x 1"	1
7	Z46594	Blind Chipper Key, 1/4" x 1/4" x 1-1/4"	1
8	Z51645	Straight, MJIC x MORB 0610	2
9	Z54105	Hydraulic Motor, 400CCR	1
10	Z71516	Hex Bolt, 1/2NC x 1-5/8"	4
11	Z71520	Hex Bolt, 1/2NC x 2"	2
12	Z72251	Hex Lock Nut, 1/2NC	6
13	Z74112	Set Screw, 1/4NF x 1/4"	4
14	Z74121	Set Screw, 5/16NC x 3/8"	4
15	Z73151G8	SAE Washer, 1/2" Grade 8	12

Idler Sprocket



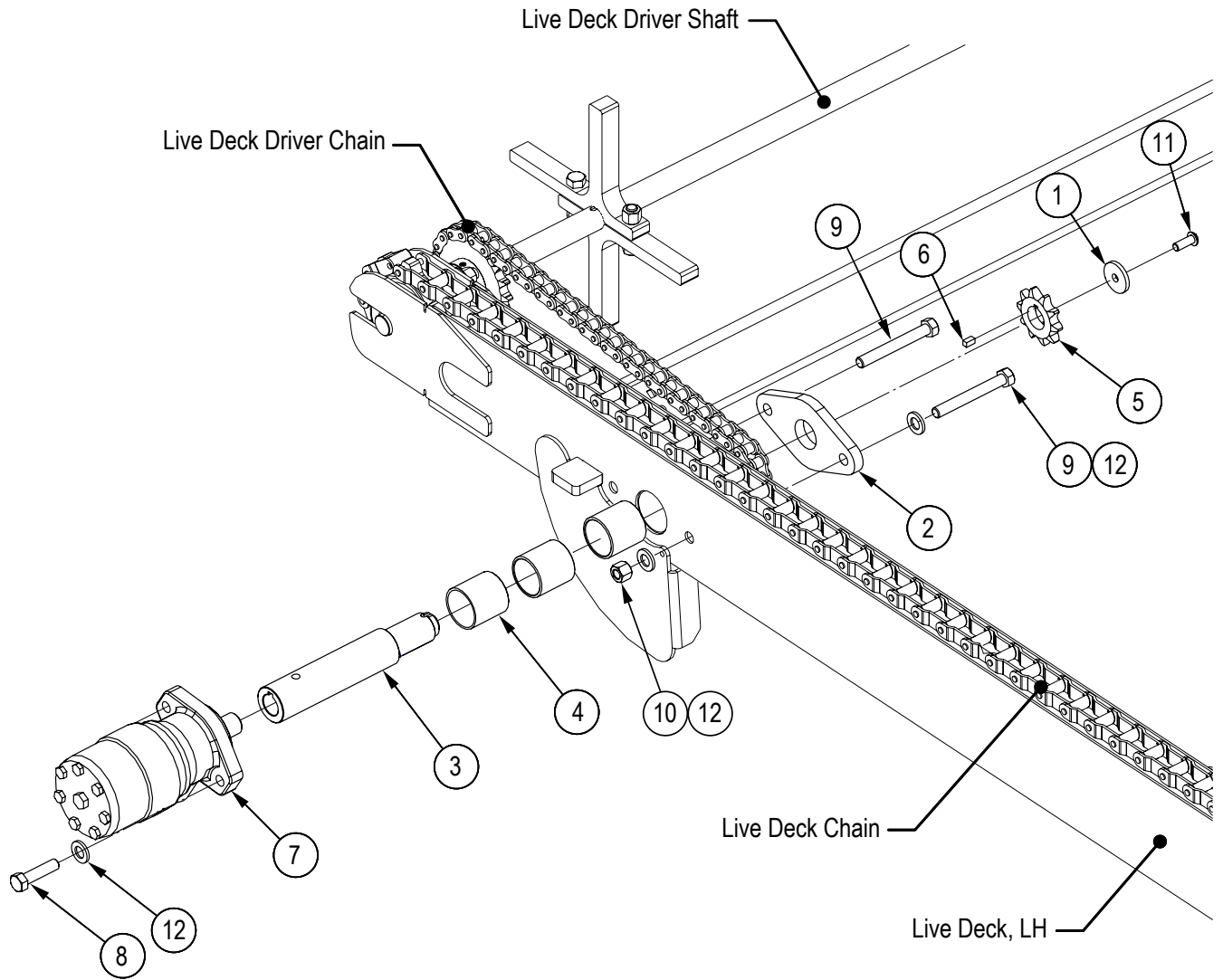
Item No.	Part No.	Description	Qty
1	2250W013	Idler Sprocket Housing	1
2	2250M005	Shaft, Idler	1
3	2250M006	Spacer	1
4	2280M111	Idler Sprocket, 7 Tooth x 1-1/4" Bore	1
5	Z27109	Composite Bearing, 1" ID x 1-1/2" long x 1/8" Wall	1
6	Z71491FT	Hex Bolt, 7/16NC x 6", Full Threads	2
7	Z72141	Hex Nut, 7/16NC	6

Live Deck Driver Shaft Detail



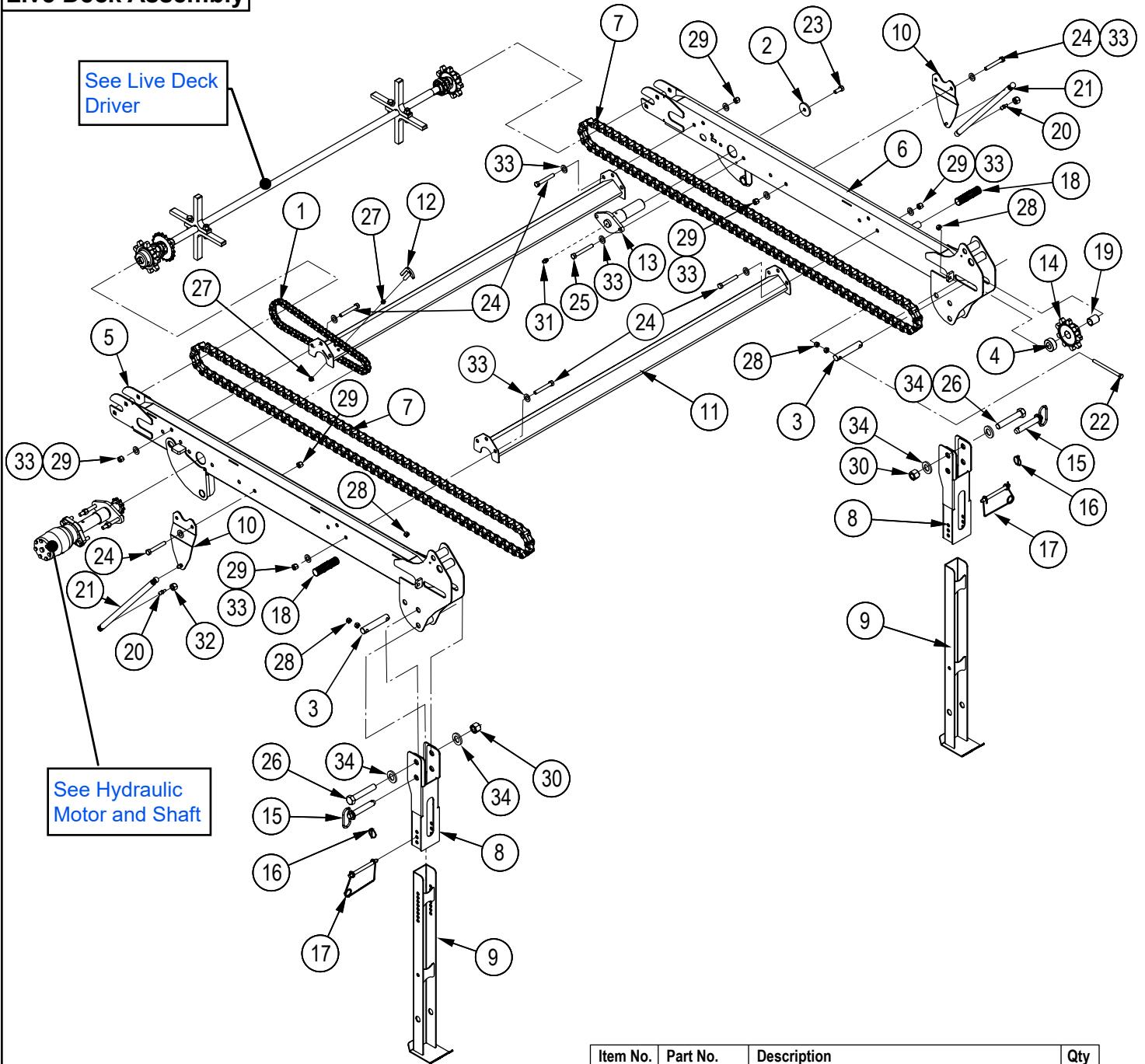
Item No.	Part No.	Description	Qty
1	2250L402	Star, Unloader Half	4
2	2250M003	Shaft, Live Deck Driver	1
3	2250M006	Spacer	2
4	2250W017	Sprocket x 1" Bore	1
5	7015M501	Sprocket, Apron Chain Rear	2
6	Z25101	2-Bolt Flange Bearing, UCFL205-16	2
7	Z46534	Key, 1/4" x 1/4" x 1-1/4"	7
8	Z71525	Hex Bolt, 1/2NC x 2-1/2"	4
9	Z72251	Hex Lock Nut, 1/2NC	8
10	Z74112	Set Screw, 1/4NF x 1/4"	4
11	Z74121	Set Screw, 5/16NC x 3/8"	3
12	Z76251	Carriage Bolt, 1/2NC x 1-1/2"	4
13	Z73151G8	SAE Washer, 1/2" Grade 8	12

Live Deck Hydraulic Motor and Shaft



Item No.	Part No.	Description	Qty
1	2250L123	Cap, Wedge Pin	1
2	2250L271	Live Deck Shaft Retainer	1
3	2250M016	Shaft, Live Deck Pivot	1
4	Z27101	Fiberglide Bearing, 1-3/4" ID x 2" long x 1/8" wall	2
5	Z42816	Sprocket, #60H x 10 x 1-1/8" w/ Key	1
6	Z46538	Key, 1/4" x 1/4" x 1/2"	1
7	Z54105	Hydraulic Motor, 400CCR	1
8	Z71516	Hex Bolt, 1/2NC x 1-5/8"	2
9	Z71540	Hex Bolt, 1/2NC x 4"	2
10	Z72251	Hex Lock Nut, 1/2NC	2
11	Z71374	Hex Bolt, 3/8NC x 1"	1
12	Z73151G8	SAE Washer, 1/2" Grade 8	1

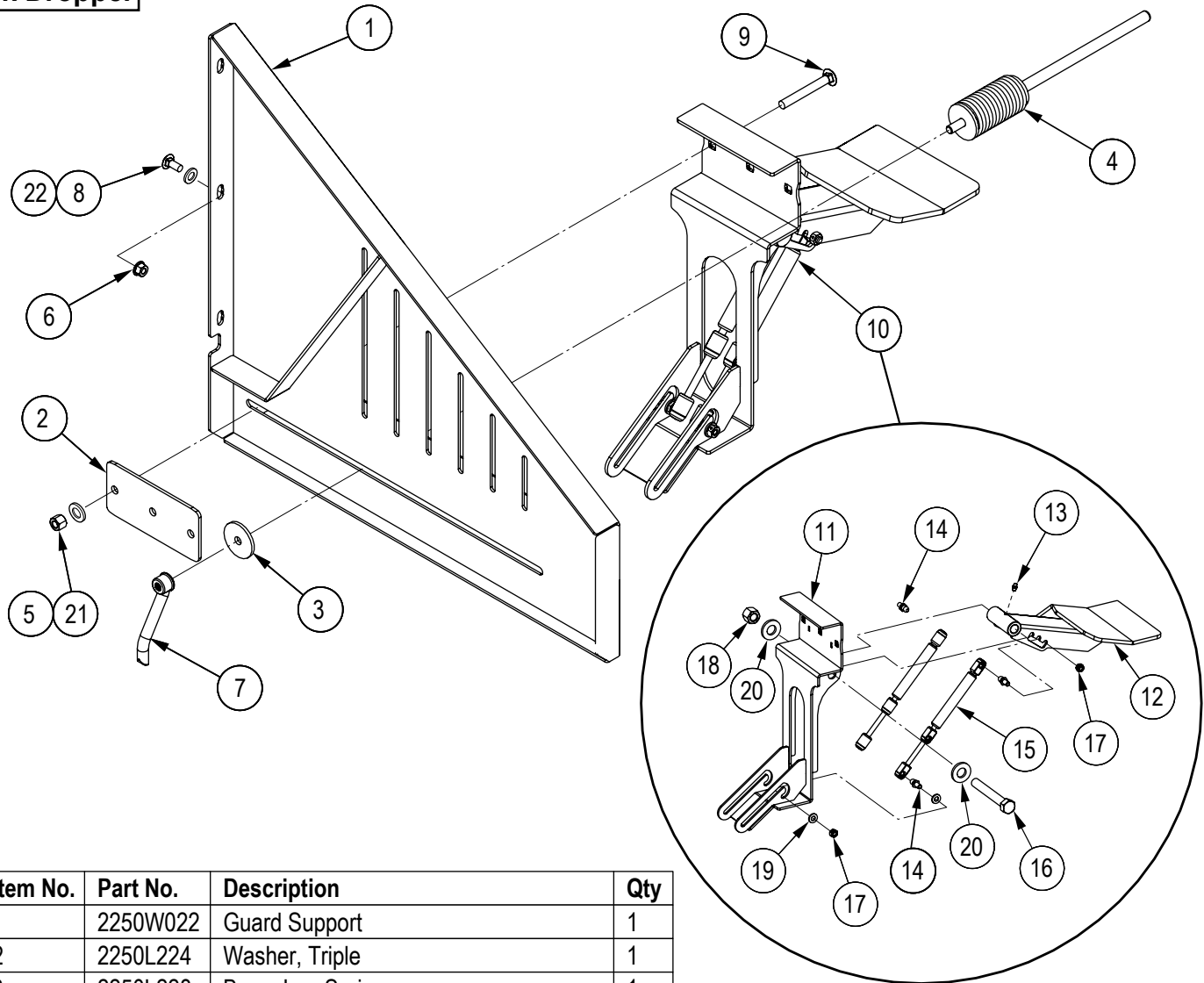
Live Deck Assembly



Item No.	Part No.	Description	Qty
1	2250A059	Live Deck Driver Chain	1
2	2250L213	Washer, Live Deck	1
3	2250M005	Shaft, Idler	2
4	2250M006	Spacer	2
5	2250W006	Live Deck LH	1
6	2250W006H	Live Deck RH	1
7	2250W008	Chain, Live Deck	2
8	2250W015	Live Deck Stand	2
9	2250W018	Leg	2
10	2250L083	Plate, Spring Pivot	2
11	2250W031	Live Deck Secondary brace	2
12	2250W032	Chain Tightener Plunger	1
13	2250W053	Live Deck Pin	1
14	7015M519	Sprocket, Apron Chain Front	2
15	Z11251	Hitch Pin, 7/8" x 4-1/4"	2
16	Z12110	Lynch Pin, 3/16"	2

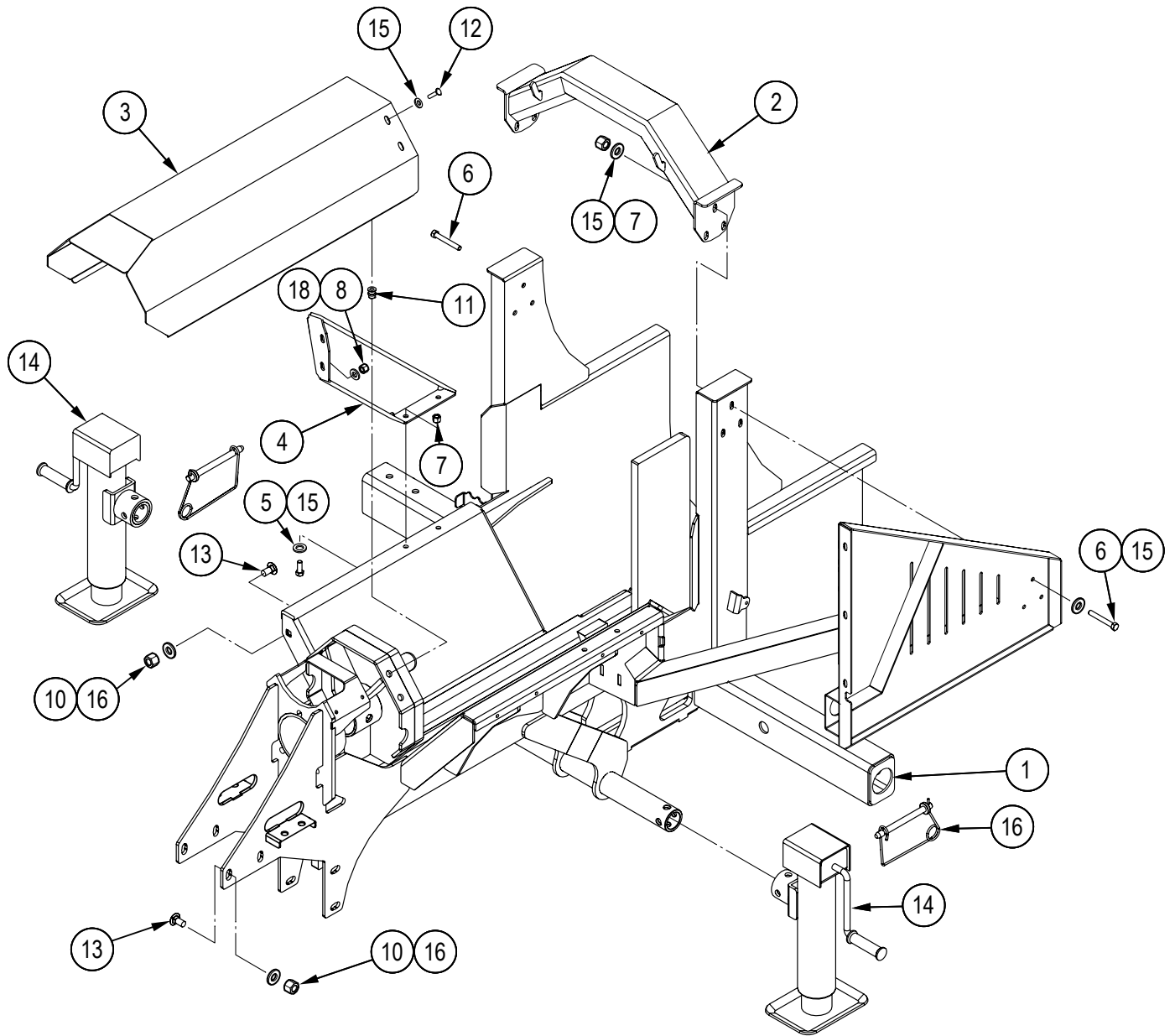
Item No.	Part No.	Description	Qty
17	Z12441	Snap Lock Pin, 1/2" x 4-1/2"	2
18	Z19321	Handle Grip, 1"	2
19	Z27109	Composite Bearing, 1" ID x 1-1/2" long x 1/8" Wall	2
20	Z34204	Ball Stud, 13mm x 5/16NC	2
21	Z34214	Gas Spring, 22mm OD x 35.68" x 15.75" x 124 lbs	2
22	Z71491FT	Hex Bolt, 7/16NC x 6", Full Threads	4
23	Z71512	Hex Bolt, 1/2NC x 1-1/4"	1
24	Z71537	Hex Bolt, 1/2NC x 3-3/4"	16
25	Z71540	Hex Bolt, 1/2NC x 4"	2
26	Z71875	Hex Bolt, 7/8-9NC x 5-1/2"	2
27	Z72151	Hex Nut, 1/2NC	2
28	Z72141	Hex Nut, 7/16NC	12
29	Z72251	Hex Lock Nut, 1/2NC	18
30	Z72281	Hex Lock Nut, 7/8NC	2
31	Z29202	Grease Fitting, 1/4NF	1
32	Z72223	Hex CTR-lock Nut, 5/16NC	2
33	Z73151G8	SAE Washer, 1/2" Grade 8	36
34	Z73181G8	SAE Washer, 7/8" Grade 8	4

Block Dropper



Item No.	Part No.	Description	Qty
1	2250W022	Guard Support	1
2	2250L224	Washer, Triple	1
3	2250L228	Base, Log Spring	1
4	2250W055	Log Stop	1
5	Z72231	Hex Lock Nut, 3/8NC	2
6	Z72221	Hex Lock Nut, 5/16NC	3
7	Z72981	Handle Nut, 3/8NC	2
8	Z76221	Carriage Bolt, 5/16NC x 3/4"	3
9	Z76238	Carriage Bolt, 3/8NC x 3"	3
10	2250A061	Assembly, Block Dropper	1
11	2250W026	Dropper Base	1
12	2250W027	Dropper Arm	1
13	Z29202	Grease Fitting, 1/4NF	1
14	Z34208	Ball Stud, 10mm x 5/16NC	4
15	Z34209	Gas Spring, 8mm x 9.65" x 3.15" x 56 lbs	2
16	Z71645	Hex Bolt, 5/8NC x 4-1/2"	1
17	Z72223	Hex CTR-lock Nut, 5/16NC	4
18	Z72261	Hex Lock Nut, 5/8NC	1
19	Z73111G8	SAE Washer, 1/4" Grade 8	4
20	Z73161G8	SAE Washer, 5/8" Grade 8	2
21	Z73131G8	SAE Washer, 3/8" Grade 8	2
22	Z73122G8	SAE Washer, 5/16" Grade 8	3

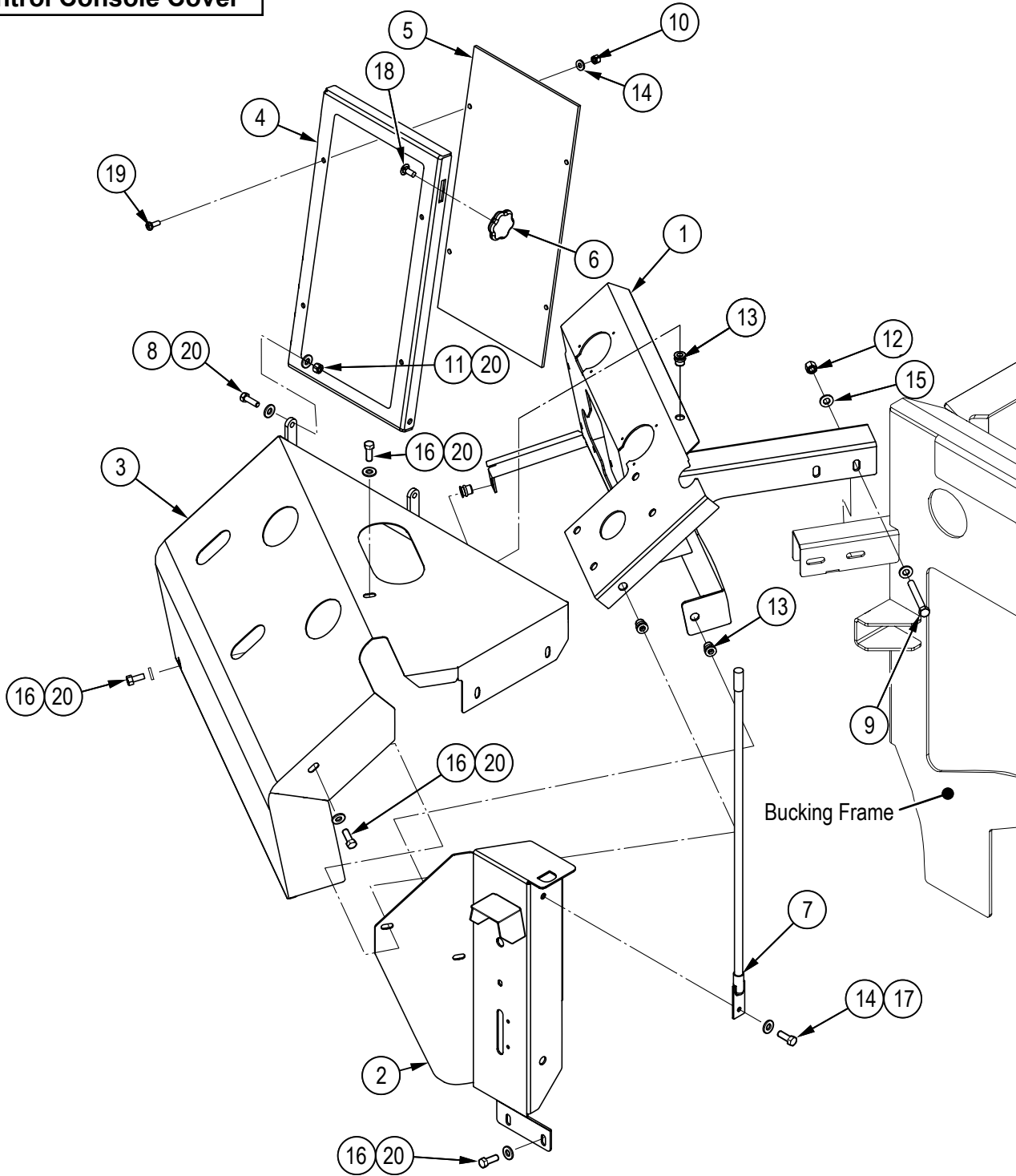
Splitter Assembly – Left-hand Side



Item No.	Part No.	Description	Qty
1	2250W001	Cylinder Bed	1
2	2250W029	Arch	1
3	2250L390	Cover, Splitter	1
4	2250L144	Backstop	1
5	Z71312	Hex Bolt, 3/8NC x 1-1/4"	2
6	Z71330	Hex Bolt, 3/8NC x 3"	6
7	Z72231	Hex Lock Nut, 3/8NC	8
8	Z72221	Hex Lock Nut, 5/16NC	2
10	Z72251	Hex Lock Nut, 1/2NC	12

Item No.	Part No.	Description	Qty
11	Z72957	Rivet Nut, 5/16NC x 312	4
12	Z75362	BHCS, 3/8NC x 1"	4
13	Z76251	Carriage Bolt, 1/2NC x 1-1/2"	12
14	Z91512	Trailer Jack, Side Wind x 2000lbs	2
15	Z73131G8	SAE Washer, 3/8" Grade 8	20
16	Z73151G8	SAE Washer, 1/2" Grade 8	12
17	Z12441	Snap Lock Pin, 1/2" x 4-1/2"	2
18	Z73122G8	SAE Washer, 5/16" Grade 8	2

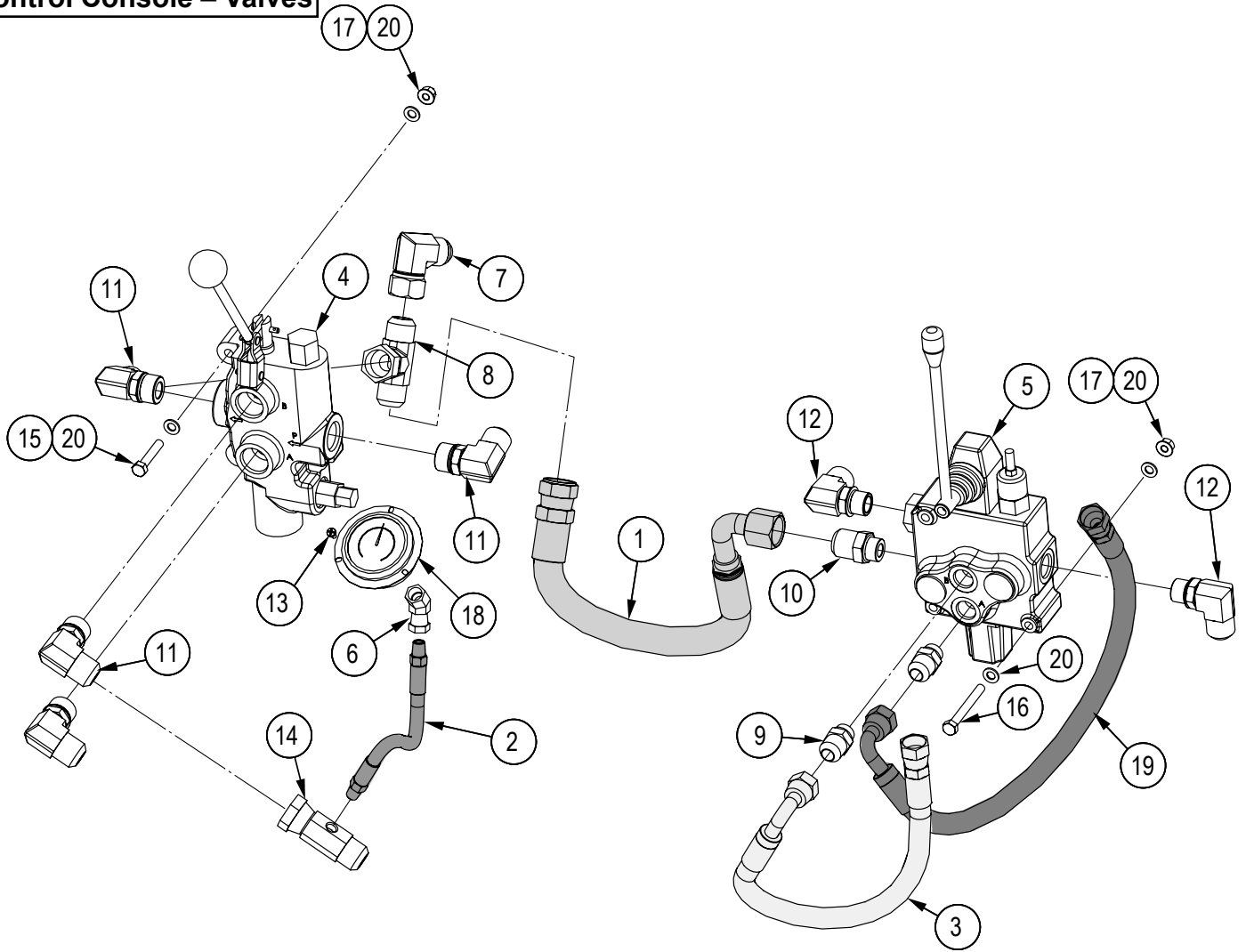
Control Console Cover



Item No.	Part No.	Description	Qty
1	2250W087	Console Arm	1
2	2250W099	Console Valve Blocks	1
3	2250W086	Cover, Hydraulic	1
4	2250L134	Frame, Polycarbonate Guard	1
5	2250S014	Shield, Saw Chain	1
6	Z19313	Hand Knob, 5/16NC Female Stud	1
7	Z19908	Blade Guide, 1/2" x 24"	1
8	Z71210	Hex Bolt, 5/16NC x 1"	2
9	Z71330	Hex Bolt, 3/8NC x 3"	2
10	Z72211	Hex Lock Nut, 1/4NC	4

Item No.	Part No.	Description	Qty
11	Z72221	Hex Lock Nut, 5/16NC	2
12	Z72231	Hex Lock Nut, 3/8NC	2
13	Z72956	Rivet Nut, 5/16NC x 150	5
14	Z73111G8	SAE Washer, 1/4"	4
15	Z73131G8	SAE Washer, 3/8"	4
16	Z71210	Hex Bolt, 5/16NC x 1"	8
17	Z71105	Hex Bolt, 1/4NC x 1/2"	1
18	Z76221	Carriage Bolt, 5/16NC x 3/4"	1
19	Z78301	Machine Screw, 1/4NC x 3/4"	4
20	Z73122G8	SAE Washer, 5/16" Grade 8	8

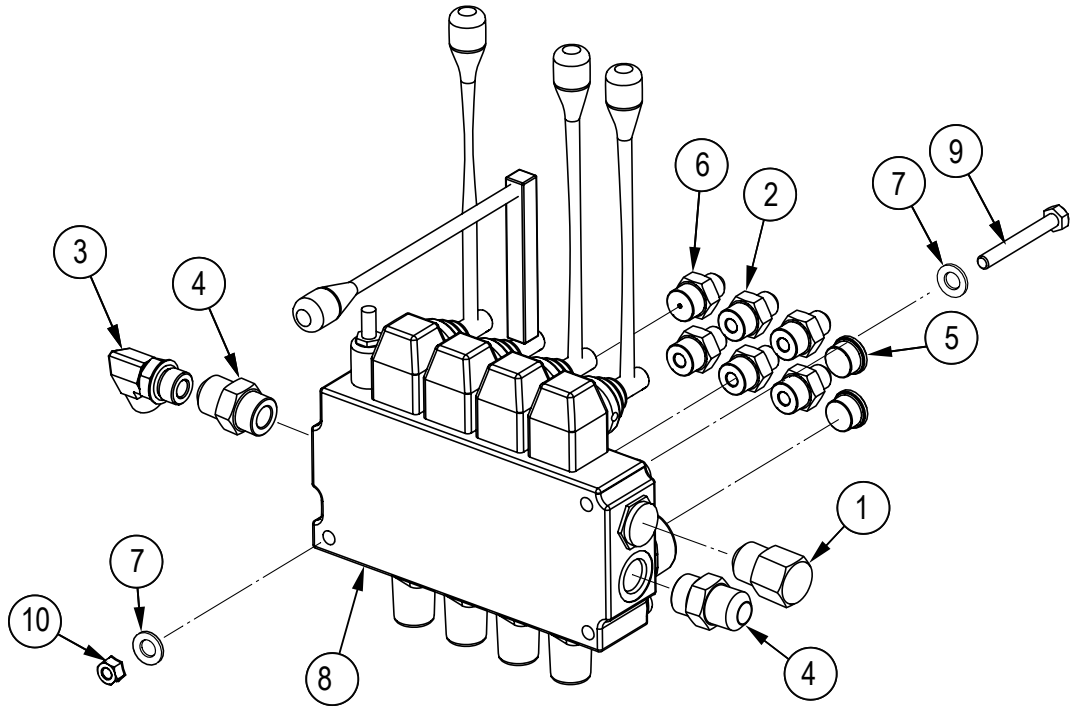
Control Console – Valves



Item No.	Part No.	Description	Qty
1	2250F193	3/4" Hose	1
2	2250F058	1/4" Hose, MP04 x FJIC04 x 15"	1
3	2250F169	1/2" Hose	1
4	Z56226	Single Spool Valve, OC Tandem SCD x 22GPM	1
5	Z56227	Single Spool Valve, OC Tandem PB x 18GPM	1
6	Z51472	Elbow 90, MUIC x FP 4040	1
7	Z51561	Elbow 90, MJIC x FJICX 1212	1
8	Z51679	Tee, MJIC x MJIC x MORB x FJICX 121212	1
9	Z51643	Straight, MJIC x MORB 0808	2
10	Z516415	Straight, MJIC x MORB 1210	1

Item No.	Part No.	Description	Qty
11	Z516501	Elbow 90, MJIC x MORB 1212	4
12	Z51654	Elbow 90, MJIC x MORB 1210	2
13	Z76715	Self-tapping Screw, #6 x 3/8"	3
14	Z51938	Tee, MJIC x FJICX x FP 121204	1
15	Z71220	Hex Bolt, 5/16NC x 2"	3
16	Z71230	Hex Bolt, 5/16NC x 3"	3
17	Z72221	Hex Lock Nut, 5/16NC	6
18	Z55909	Pressure Gauge, MP04 x 5000PSI	1
19	2250F168	1/2" Hose	1
20	Z73122G8	SAE Washer, 5/16" Grade 8	12

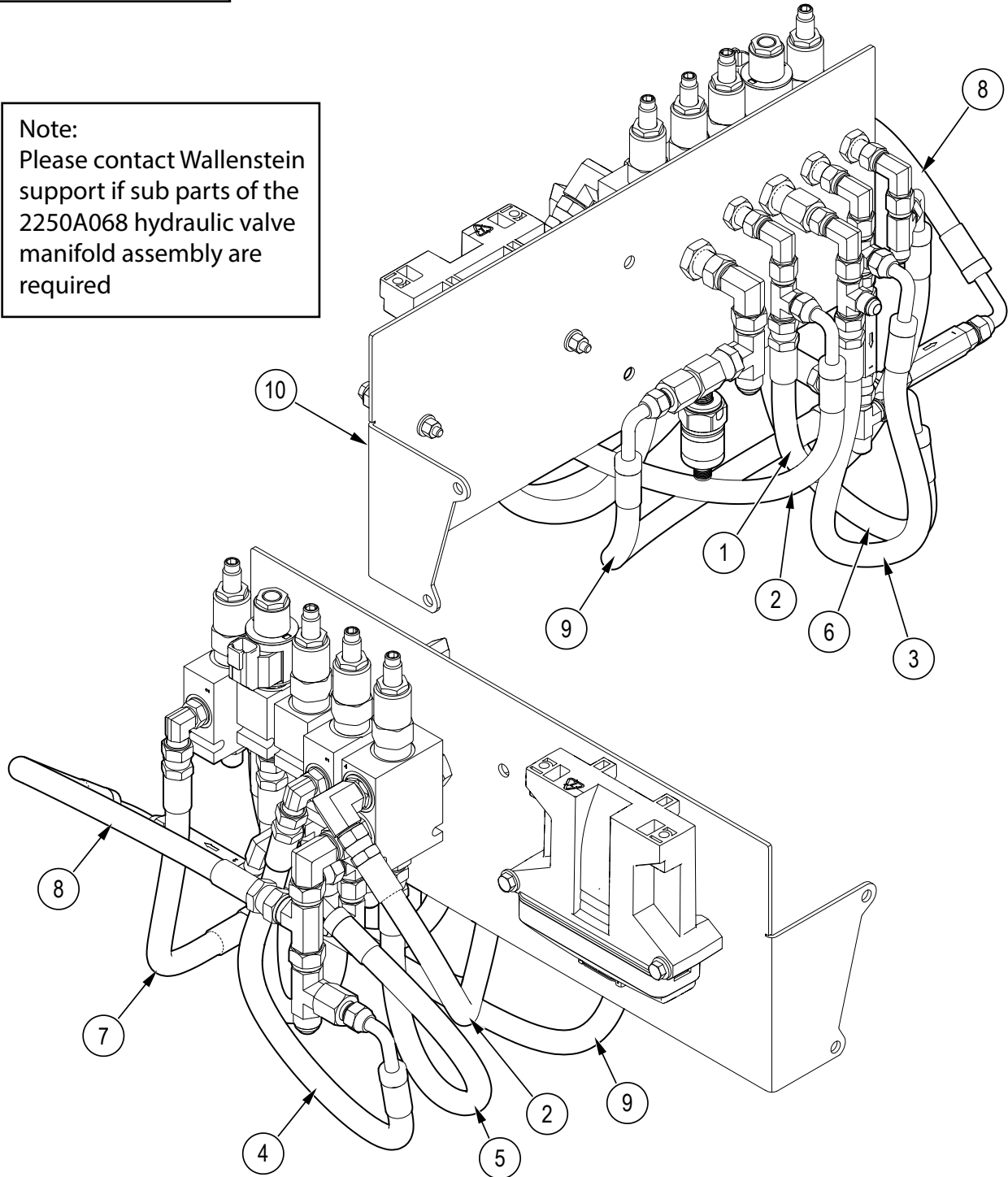
Control Console Valves – Continued



Item No.	Part No.	Description	Qty	Item No.	Part No.	Description	Qty
1	Z51692	Hex Plug, MORB 08	1	7	Z73122G8	SAE Washer, 5/16" Grade 8	6
2	Z51644	Straight, MJIC x MORB 0608	5	8	Z56228	Four Spool Valve, OC x 12GPM	1
3	Z51562	Elbow 90, MJIC x FJICX 0808	1	9	Z71227	Hex Bolt, 5/16NC x 2-3/4"	3
4	Z51643	Straight, MJIC x MORB 0808	3	10	Z72221	Hex Lock Nut, 5/16NC	3
5	Z51693	Socket Plug, MORB 08	2				
6	Z51941	Straight, MJIC x MORB 0608 x 0.062"	1				

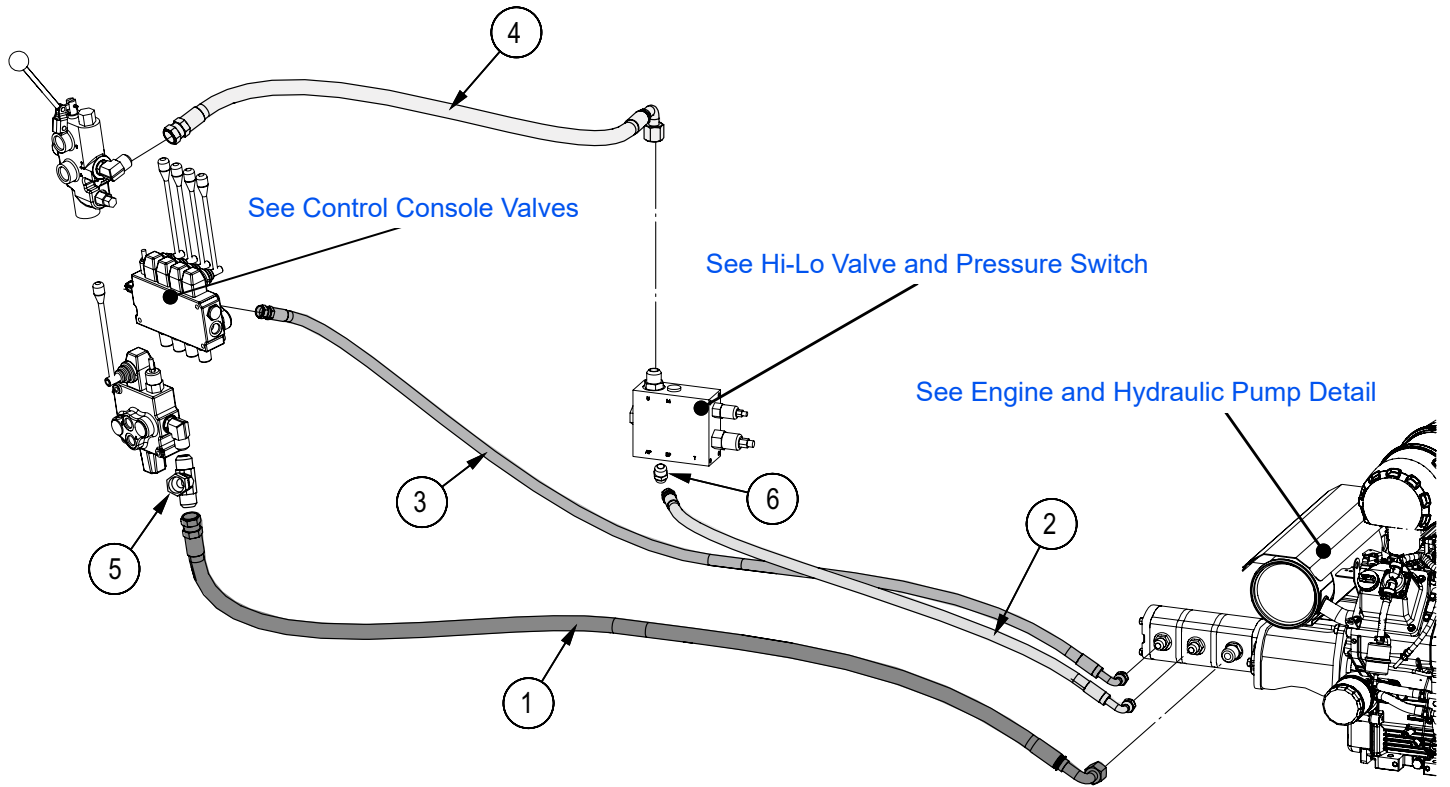
Hydraulic Valve Manifold

Note:
Please contact Wallenstein support if sub parts of the 2250A068 hydraulic valve manifold assembly are required



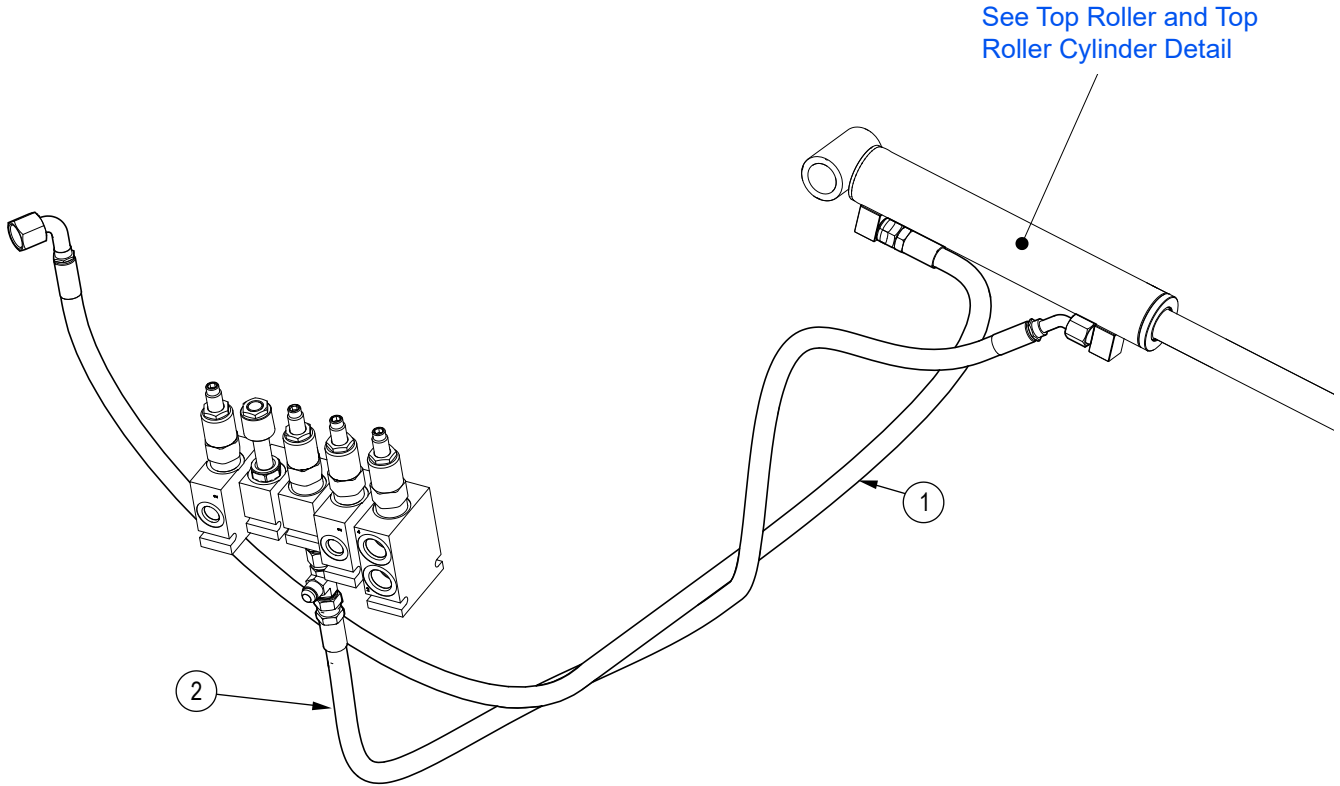
Item No.	Part No.	Description	Qty
1	2250F177	3/8" Hose, FJIC06 x 90FJIC06 x 15"	1
2	2250F178	3/8" Hose, FJIC06 x 90FJIC06 x 19"	1
3	2250F181	3/8" Hose, FJIC06 x 90FJIC06 x 16"	1
4	2250F182	3/8" Hose, FJIC06 x 90FJIC06 x 16"	1
5	2250F183	3/8" Hose, FJIC06 x 90FJIC06 x 16"	1
6	2250F184	3/8" Hose, FJIC06 x 90FJIC06 x 14"	1
7	2250F185	3/8" Hose, FJIC06 x FJIC06 x 9"	1
8	2250F186	3/8" Hose, FJIC08 x 90FJIC06 x 15"	1
9	2250F187	3/8" Hose, FJIC06 x 90FJIC06 x 13"	1
10	2250A068	Hydraulic Valve Manifold Assembly	1

Hydraulic System – Engine



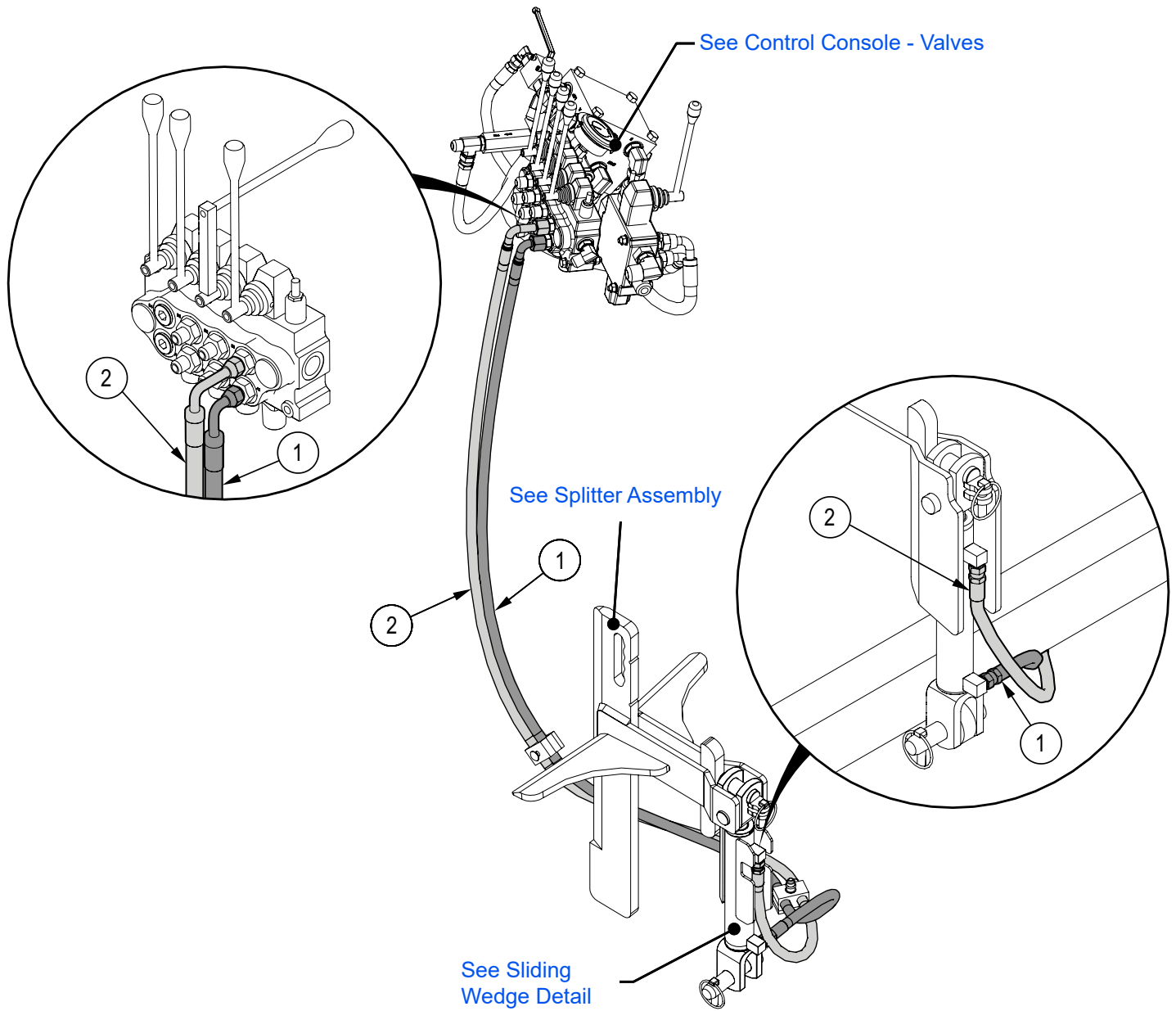
Item No.	Part No.	Description	Qty
1	2250F159	3/4" Hose, FJIC12 x 90FJIC12 x 78"	1
2	2250F162	1/2" Hose, FJIC08 x 90FJIC08 x 45"	1
3	2250F188	1/2" Hose, FJIC08 x 90FJIC08 x 77"	1
4	2250F059	3/4" Hose, FJIC12 x 90FJIC12 x 33"	1
5	Z51597	Tee, MJIC x FJICX x MJIC 121212	1
6	Z51647	Straight, MJIC x MORB 0810	1

Hydraulic System – Top Roller Cylinder



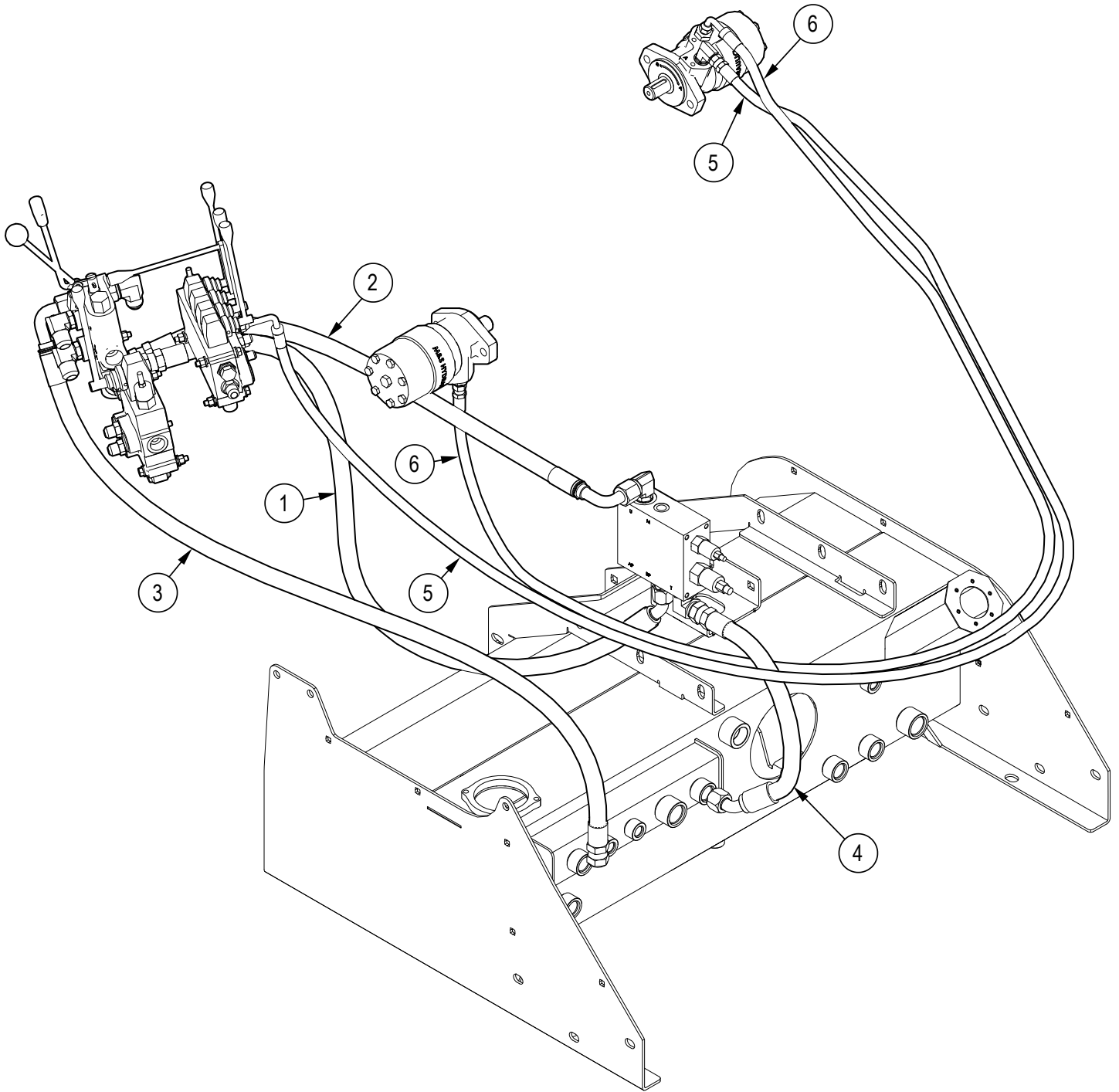
Item No.	Part No.	Description	Qty
1	2250F224	3/8" Hose, FJIC06 x 90FJIC06 x 51"	1
2	2250F225	3/8" Hose, FJIC06 x 90FJIC06 x 46"	1

Hydraulic System – Splitter Sliding Wedge



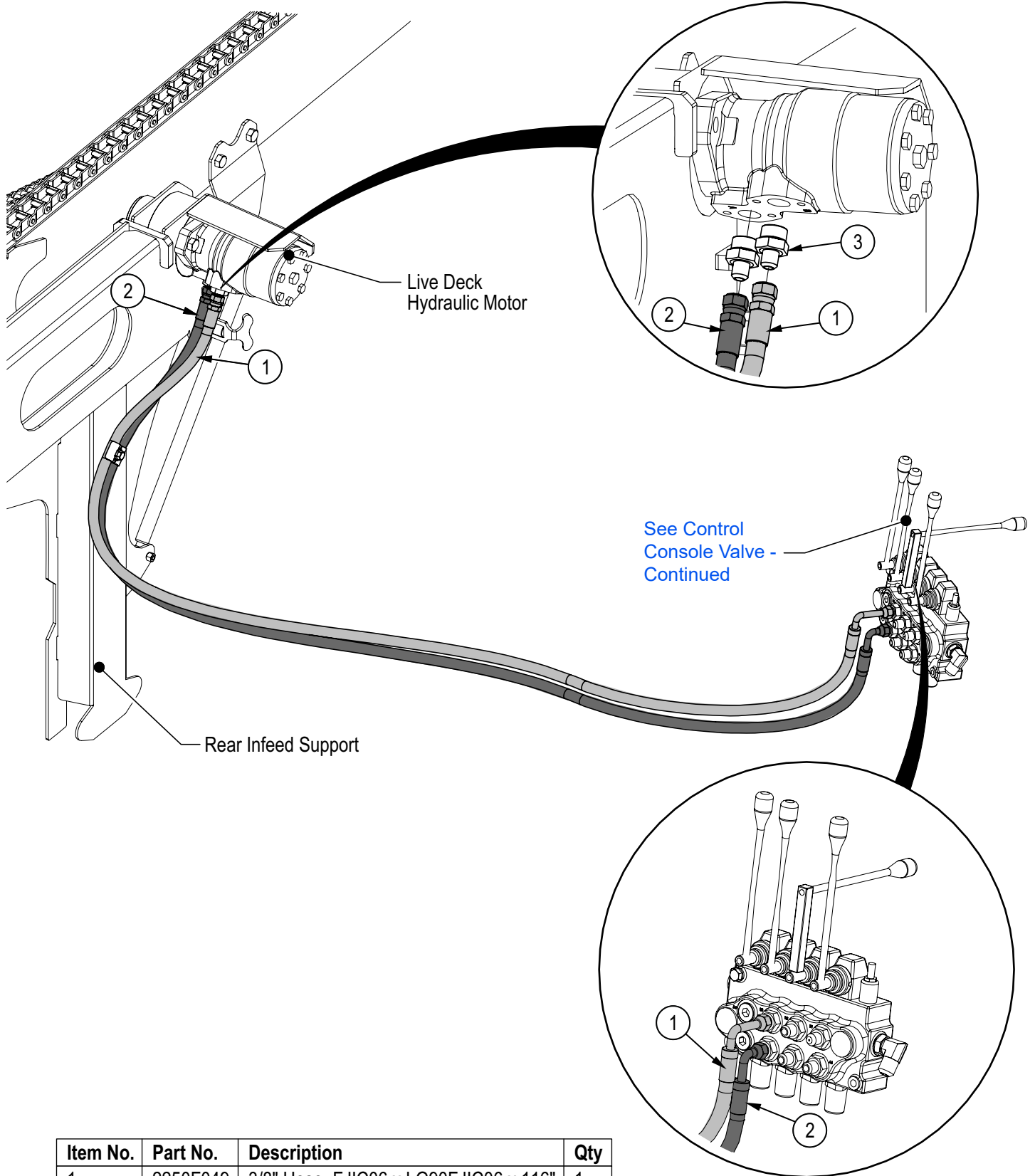
Item No.	Part No.	Description	Qty
1	2250F044	3/8" Hose, FJIC06 x 90FJIC08 x 64"	1
2	2250F045	3/8" Hose, FJIC06 x LG90FJIC06 x 71"	1

Hydraulic System – Infeed Motor



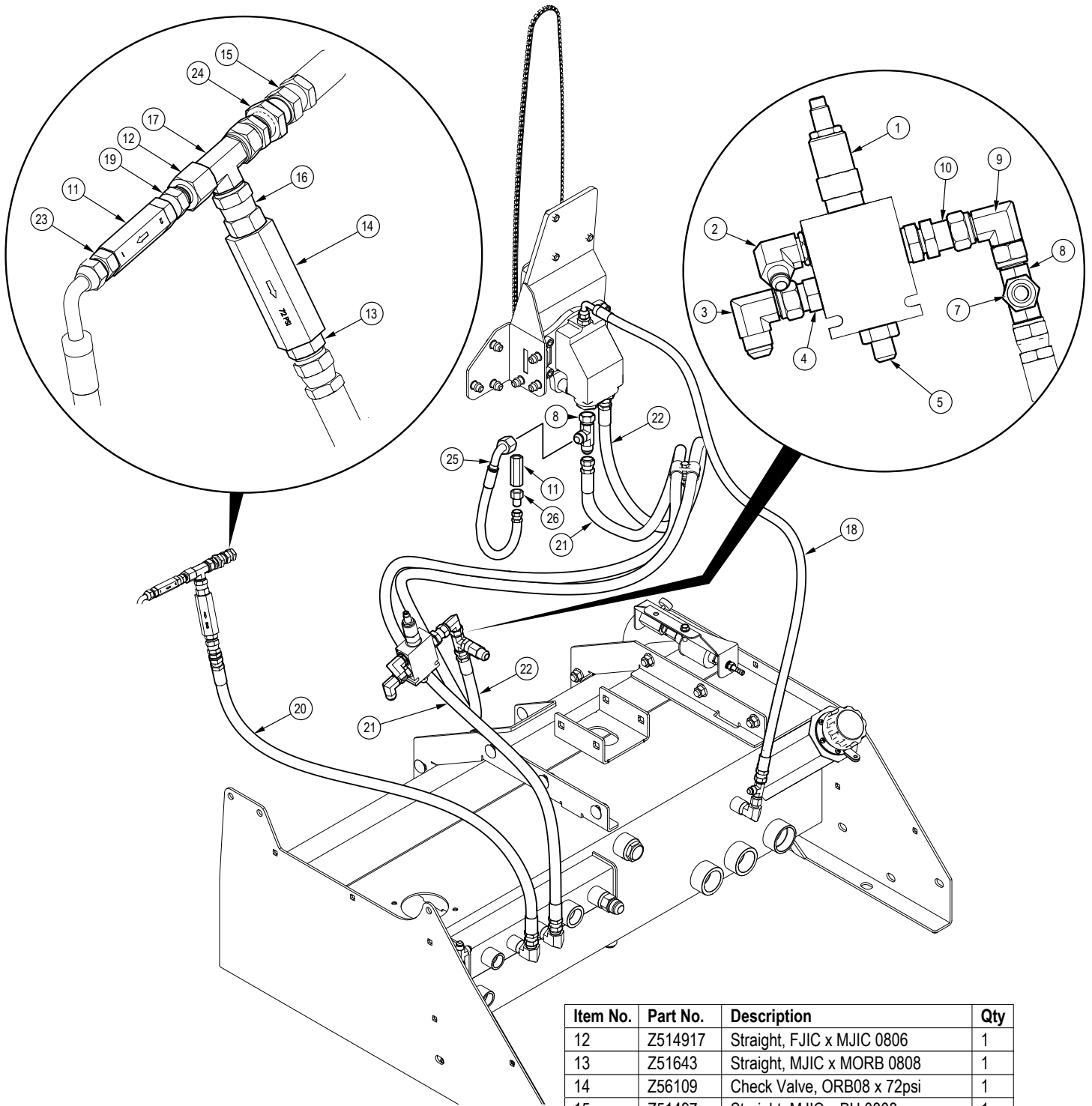
Item No.	Part No.	Description	Qty
1	2250F161	3/4" Hose, FJIC12 x 90FJIC12 x 48"	1
2	2250F059	3/4" Hose, FJIC12 x 90FJIC12 x 33"	1
3	2250F060	3/4" Hose, FJIC12 x 90FJIC12 x 60"	1
4	2250F064	3/4" Hose, FJIC12 x 90FJIC12 x 14"	1
5	2280F352	3/8" Hose, FJIC06 x LG90FJIC06 x 108"	1
6	2280F351	3/8" Hose, FJIC06 x 90FJIC06 x 97"	1

Hydraulic System – Live Deck



Item No.	Part No.	Description	Qty
1	2250F049	3/8" Hose, FJIC06 x LG90FJIC06 x 116"	1
2	2250F048	3/8" Hose, FJIC06 x 90FJIC06 x 117"	1
3	Z51645	Straight, MJIC x MORB 0610	2

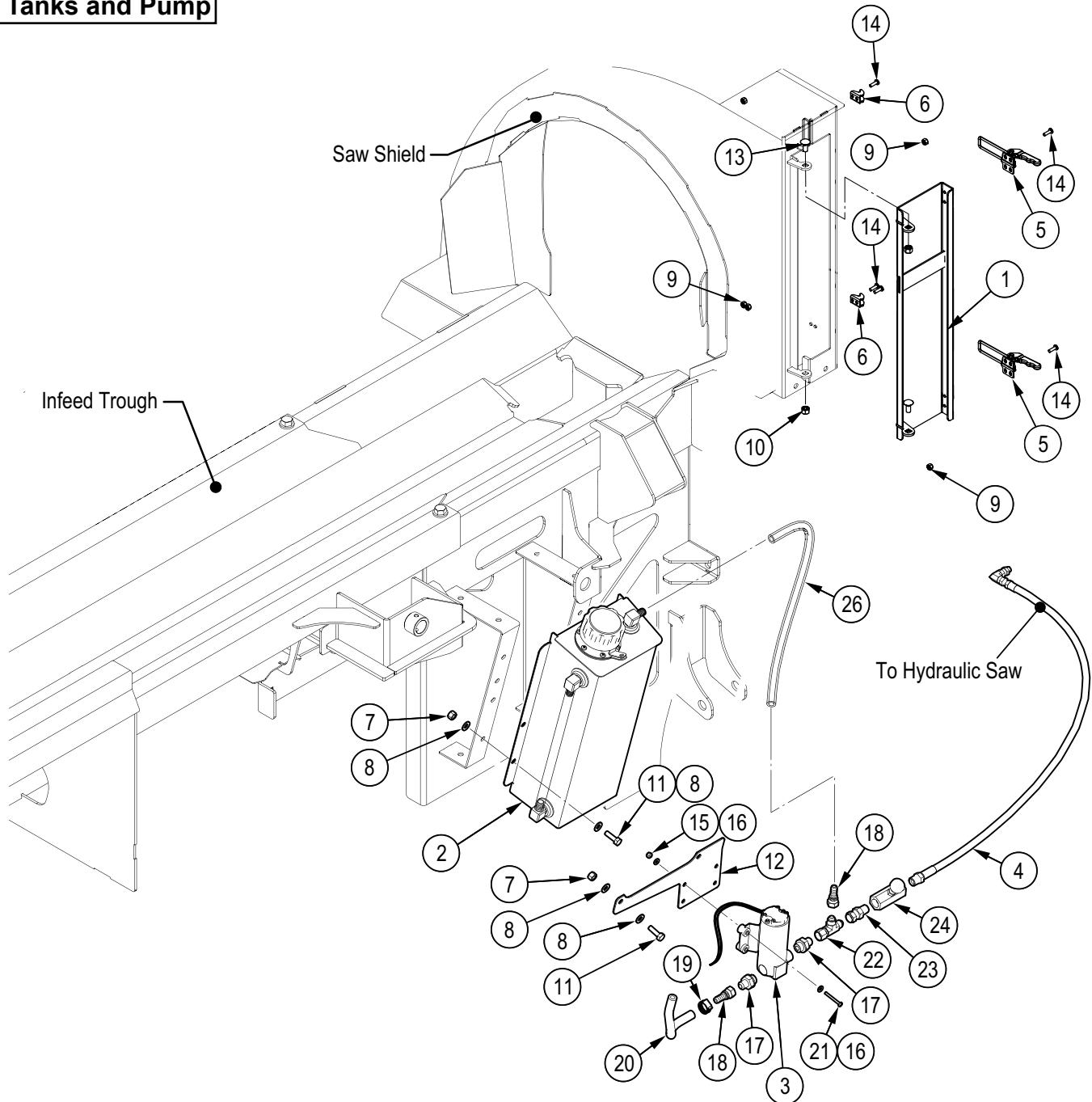
Hydraulic System – Hydraulic Saw



Item No.	Part No.	Description	Qty
1	Z56312	Sequence Valve, NC Piloted	1
2	Z51655	Elbow 90, MJIC x MORB 0608	1
3	Z51562	Elbow 90, MJIC x FJICX 0808	1
4	Z51643	Straight, MJIC x MORB 0808	1
5	Z51644	Straight, MJIC x MORB 0608	1
7	Z51942	Tee, MJIC x FJICX x FP 080804	1
8	Z515901	Tee, MJIC x FJICX x MJIC 080808	1
9	Z51562	Elbow 90, MJIC x FJICX 0808	1
10	Z514915	Straight, BH x MORB 0808	1
11	Z56112	Check Valve, SAE06 x 7psi	1

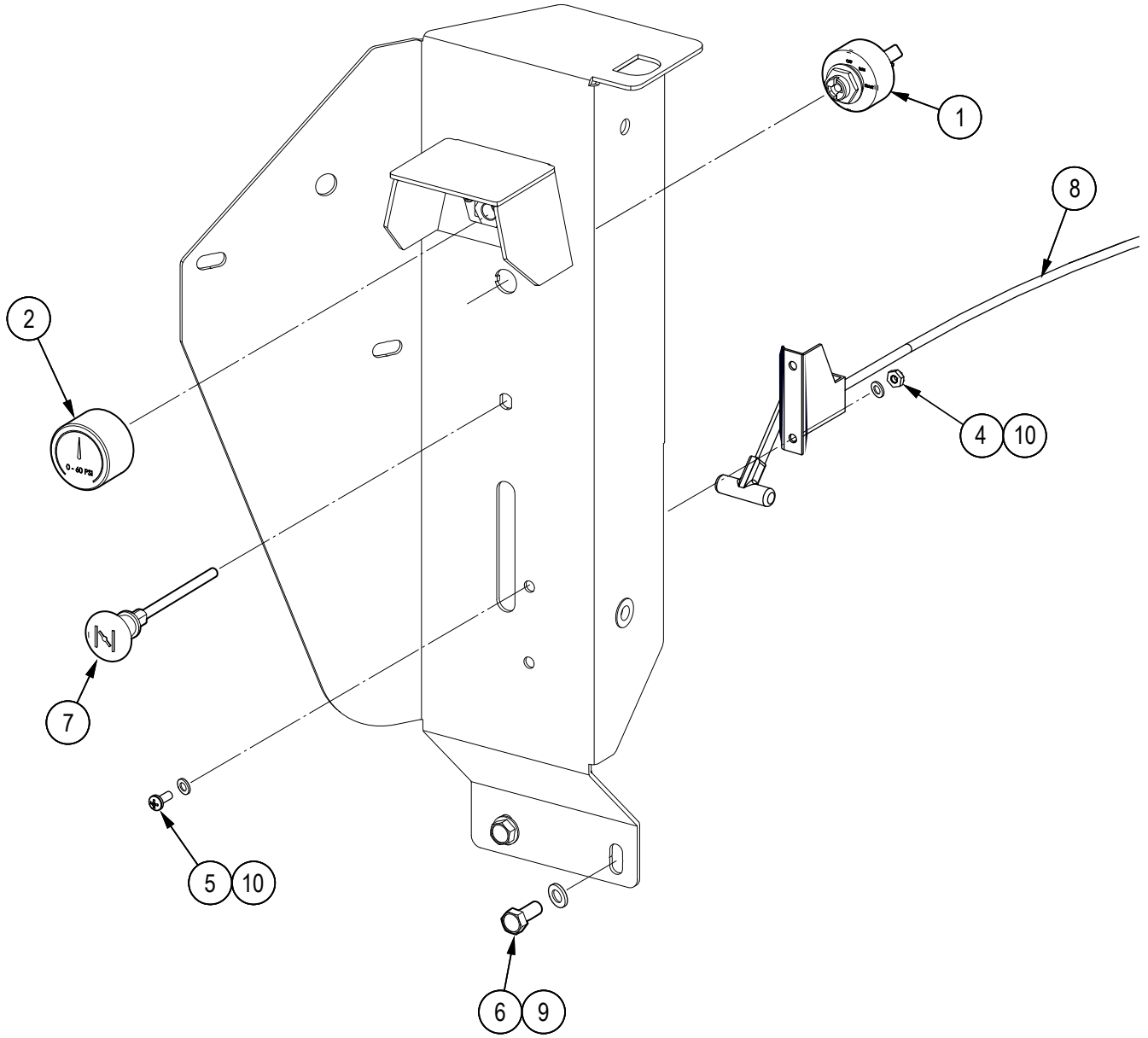
Item No.	Part No.	Description	Qty
12	Z514917	Straight, FJIC x MJIC 0806	1
13	Z51643	Straight, MJIC x MORB 0808	1
14	Z56109	Check Valve, ORB08 x 72psi	1
15	Z51497	Straight, MJIC x BH 0808	1
16	Z51762	Straight, MORB x FJICX 0808	1
17	Z515901	Tee, MJIC x FJICX x MJIC 080808	3
18	2250F174	3/8" Hose, FJIC06 x 90FJIC06 x 46"	1
19	Z51761	Straight, MORB x FJICX 0606	1
20	2250F164	1/2" Hose, FJIC08 x FJIC08 x 39"	1
21	2250F173	1/2" Hose, FJIC08 x FJIC08 x 90"	1
22	2250F175	1/2" Hose, FJIC08 x FJIC08 x 84"	1
23	Z51641	Straight, MJIC x MORB 0606	1
24	Z51493	BH Locknut, 08	1
25	2250F204	3/8" Hose, FJIC06 x 90FJIC08 x 12"	1
26	Z51913	Flow Restrictor, FJIC x MJIC	1

Oil Tanks and Pump



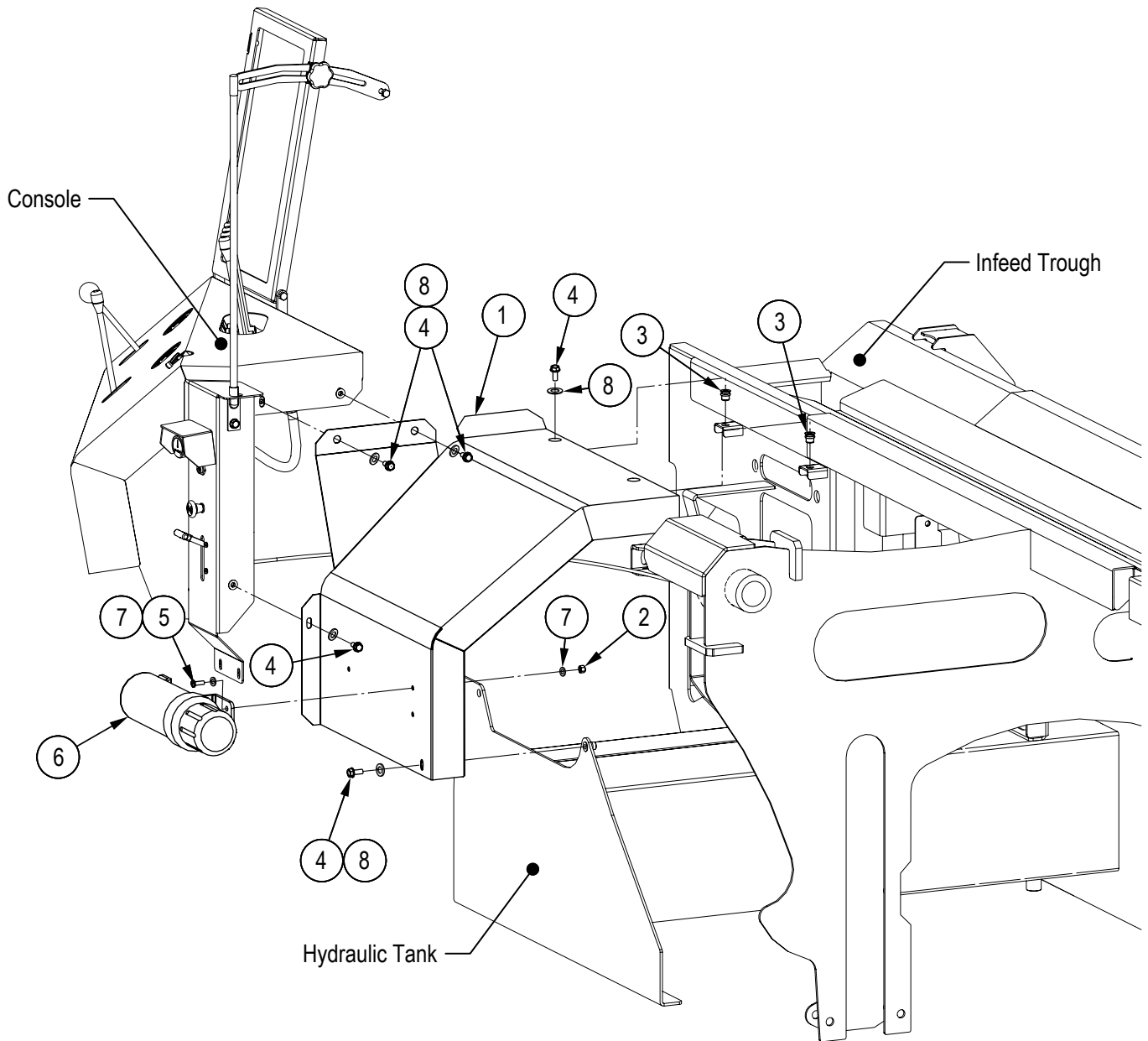
Item No.	Part No.	Description	Qty	Item No.	Part No.	Description	Qty
1	2250W059	Door, Chainsaw Access	1	14	Z78324	Machine Screw, #10NF x 5/8"	12
2	2250W094	Oil Reservoir	1	15	Z72202	Hex Lock Nut, #8NC	4
3	Z93334	1GPM Gear Pump - 12 VDC	1	16	Z73102	SAE Washer, #8	4
4	2250F001	1/4" Oil Hose, MP02 x MP06 x 34"	1	17	Z51902	Straight, MJIC x MBSPP 0606	2
5	Z19516	Adjustable Draw Latch, 5"	2	18	Z515903	Straight, MHB x FJICX 06-06	2
6	Z19517	Catch for Z19516	2	19	Z79407	Hose Clamp, SAE #6 (7/8")	1
7	Z72221	Hex Lock Nut, 5/16NC	2	20	2250F057	EPA Fuel Line, 3/8" x 7"	1
8	Z73122G8	SAE Washer, 5/16" Grade 8	12	21	Z78313	Machine Screw, #8NC x 1-1/2"	4
9	Z72204	Hex Lock Nut, #10NF	12	22	Z51592	Tee, MJIC x FJICX 060606	1
10	Z72221	Hex Lock Nut, 5/16NC	2	23	Z51511	Straight, MP x FJICX 0606	1
11	Z71210	Hex Bolt, 5/16NC x 1"	6	24	Z56301	Flow Control, Needle x 0-9GPM	1
12	2250L320	Oil Pump Mount	1	26	2250F200	Clear Oil Line, 3/8" ID x 23"	1
13	Z76221	Carriage Bolt, 5/16NC x 3/4"	2				

Control Console



Item No.	Part No.	Description	Qty
1	Z47919	Keyswitch, Vanguard Water/Dust	1
2	Z55910	Filter Indicator, MP02	1
4	Z72752	Machine Nut, #10NF	2
5	Z78303	Machine Screw, #10NF x 1/2"	2
6	Z71207	Hex Bolt, 5/16NC x 3/4"	4
7	Z92130	Remote Choke	1
8	Z92131	Remote Throttle w/ Cable, 90"	1
9	Z73122G8	SAE Washer, 5/16" Grade 8	2
10	Z73101	SAE Washer, #10	2


Hydraulic Guard



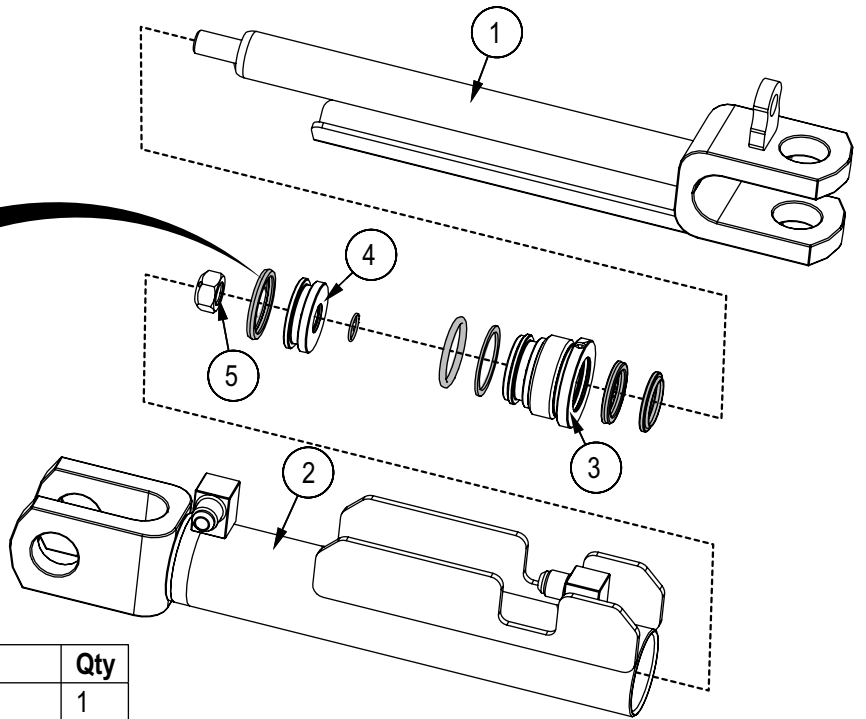
Item No.	Part No.	Description	Qty
1	2250L215	Hydraulic Guard	1
2	Z72211	Hex Lock Nut, 1/4NC	3
3	Z72956	Rivet Nut, 5/16NC x 150	2
4	Z71207	Hex Bolt, 5/16NC x 3/4"	6
5	Z78301	Machine Screw, 1/4NC x 3/4"	3
6	Z96503	Manual Tube, 3-1/2" Short	1
7	Z73111G8	SAE Washer, 1/4" Grade 8	3
8	Z73122G8	SAE Washer, 5/16" Grade 8	6

Sliding Wedge Cylinder

2250C002




Seal Kit #SLK-1510AN



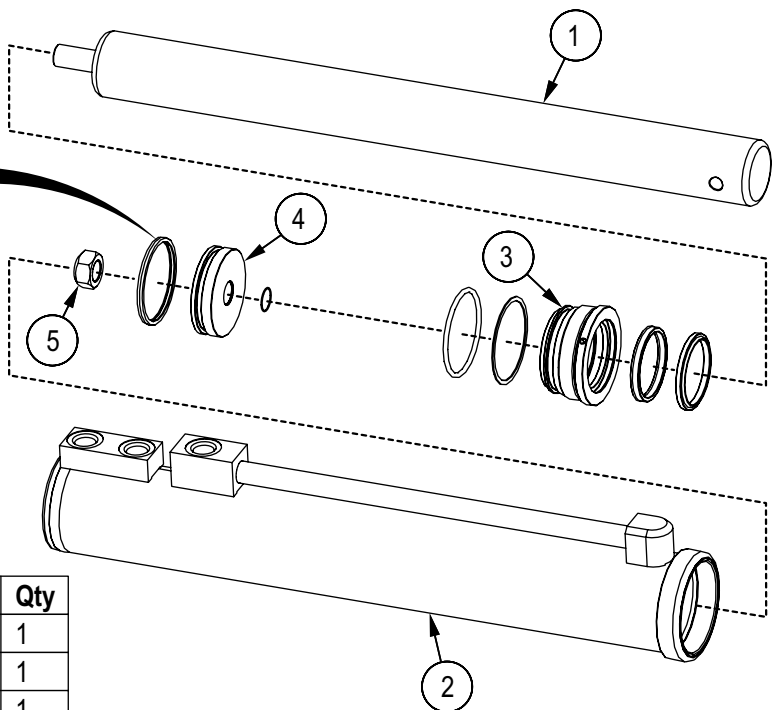
Item No.	Part No.	Description	Qty
1	2250C2002	Rod, 1" x 1/2NC x --	1
2	2250C0024	Barrel, 1-1/2" x --	1
3	G150-100S	Gland, 1-1/2" x 1"	1
4	P500-150SP	Piston, 1-1/2" Bore	1
5	Z72255G8	Hex Top-lock Nut, 1/2NC G8	1

Splitter Cylinder

2250C005



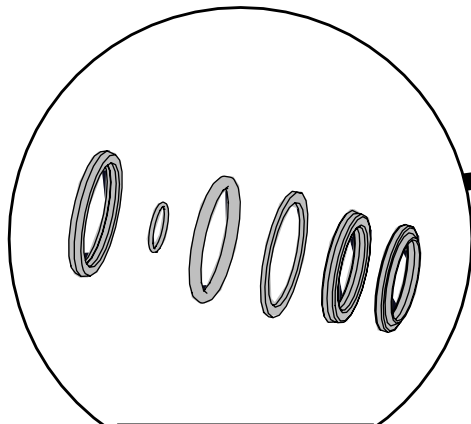
Seal Kit p/n SLK-4030



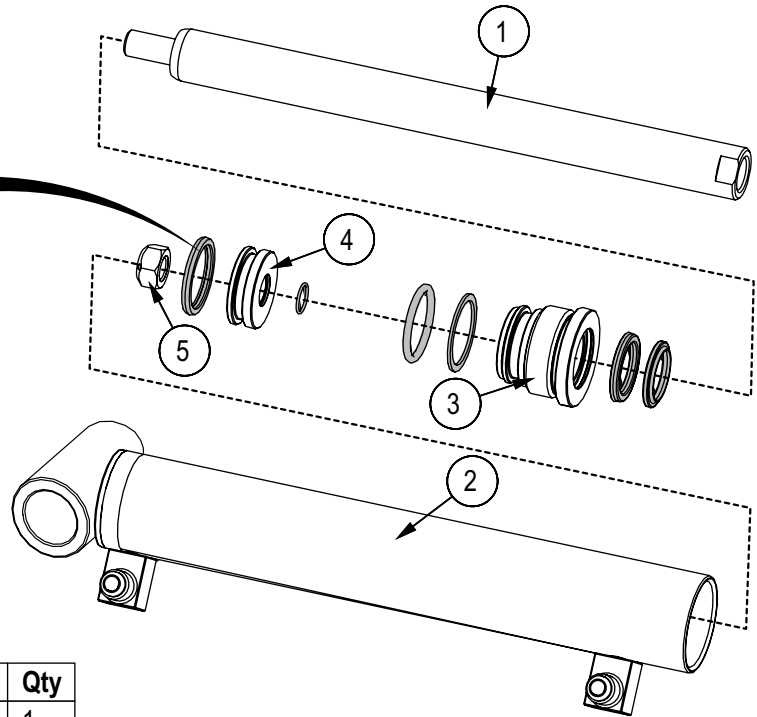
Item No.	Part No.	Description	Qty
1	2250C0052	Rod, 3" x 1" x 24"	1
2	2250C0054	Barrel, 4" x 24" x Dual Exit	1
3	G400-300S	Gland, 4" x 3"	1
4	P100-400SP	Piston, 4" Bore	1
5	Z722909G8	Hex Top-lock Nut, 1-14NF G8	1

Hydraulic Saw Cylinder

2250C006



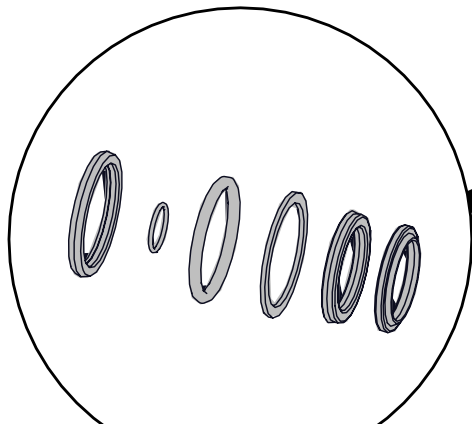
Seal Kit #SLK-1510AN



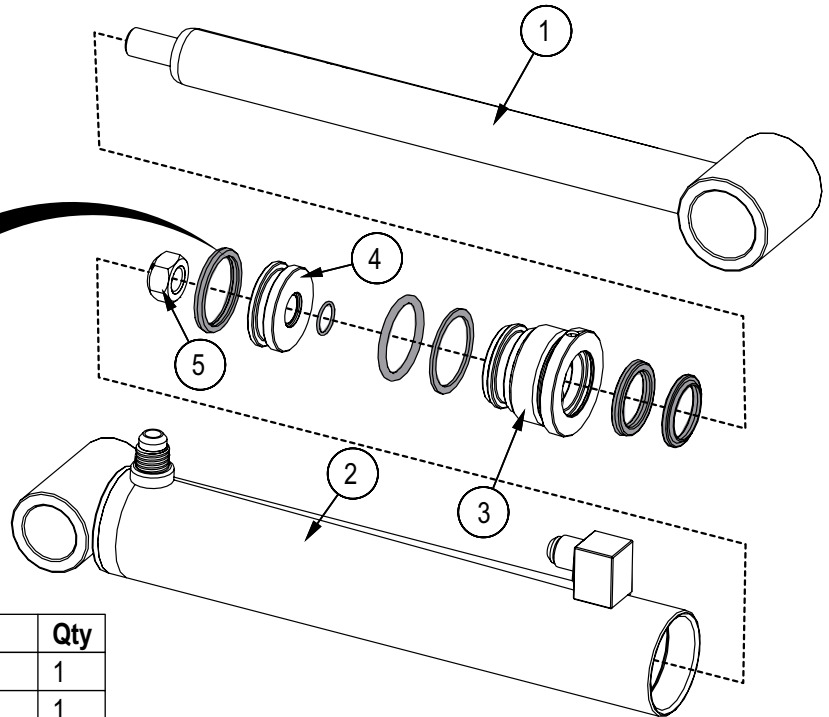
Item No.	Part No.	Description	Qty
1	2250C0033	Rod, 1" x 1/2NC x --	1
2	2250C0037	Barrel, 1-1/2" x --	1
3	G150-100S	Gland, 1-1/2" x 1"	1
4	P500-150SP	Piston, 1-1/2" Bore	1
5	Z72255G8	Hex Top-lock Nut, 1/2NC G8	1

Top Roller Arm Cylinder

2250C004

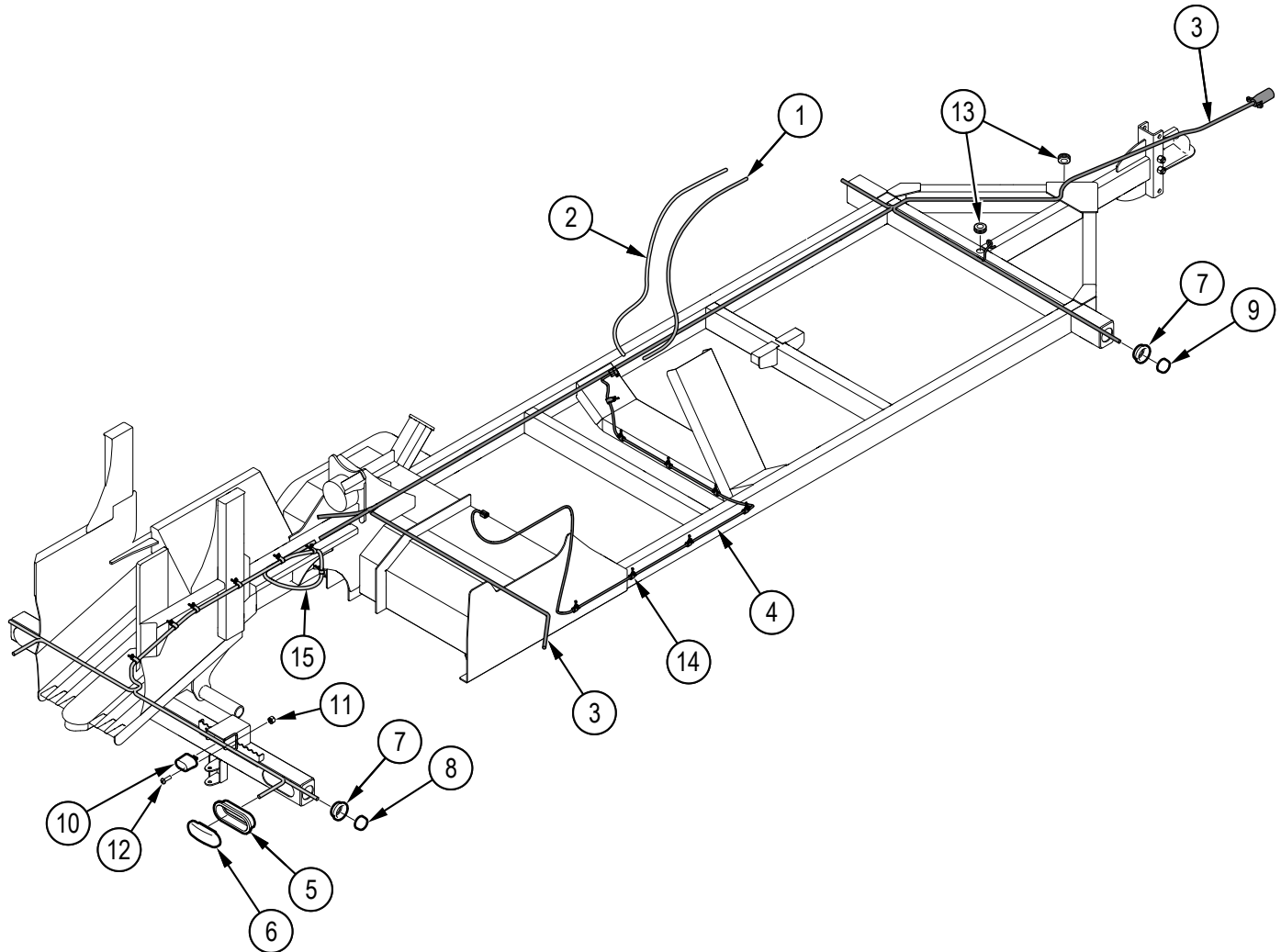


Seal Kit #SLK-1510AN



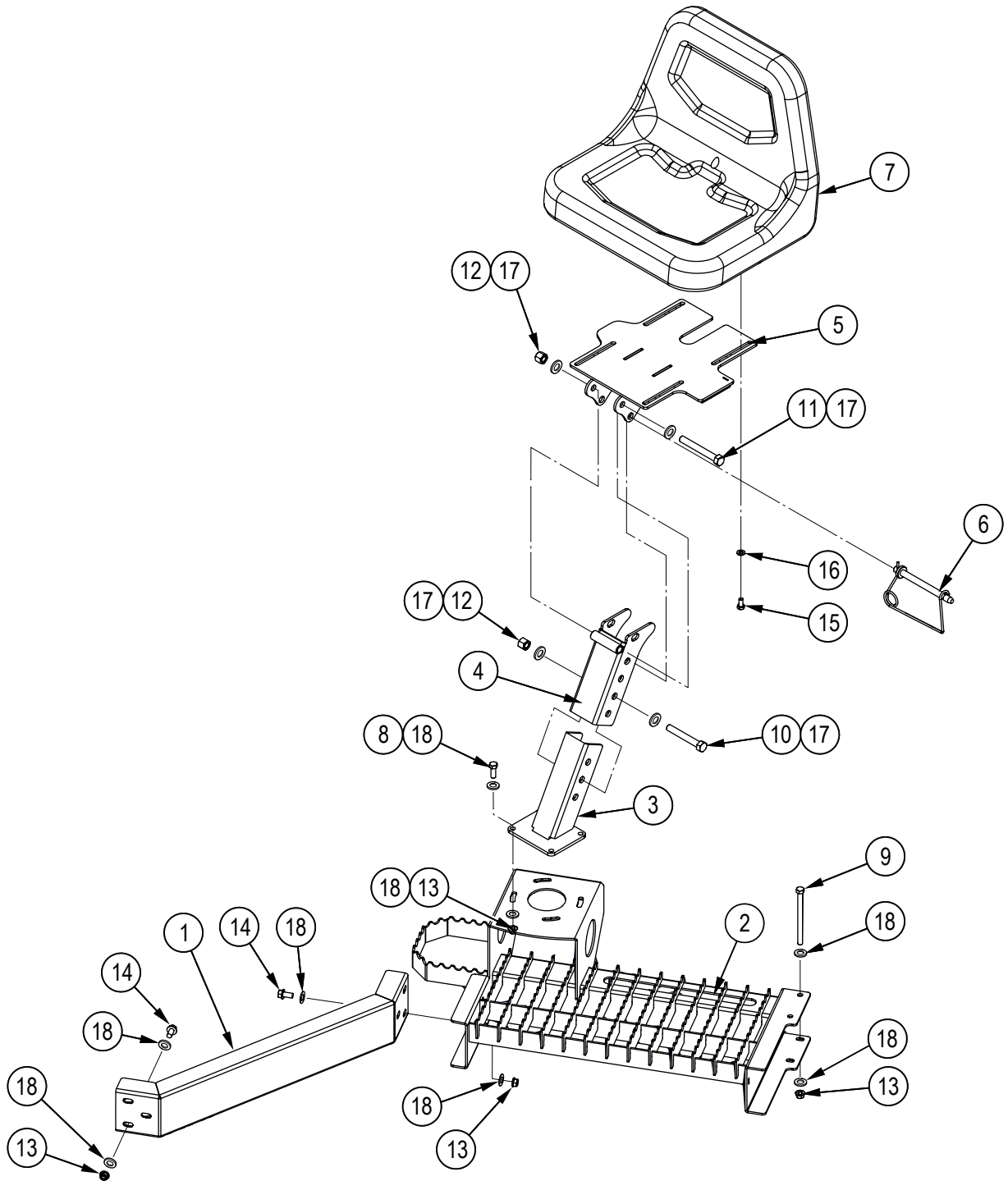
Item No.	Part No.	Description	Qty
1	2250C0043	Rod, 1-1/4" x 3/4NF x --	1
2	2250C0044	Barrel, 1-1/2" x --	1
3	G150-100S	Gland, 1-1/2" x 1"	1
4	P500-150SP	Piston, 1-1/2" Bore	1
5	Z72255G8	Hex Top-lock Nut, 1/2NC G8	1

Lights and Harness



Item No.	Part No.	Description	Qty
1	2250F054	Positive Battery Wire	1
2	2250F055	Negative Battery Wire	1
3	2250F110	Harness, WP1624 Lights	1
4	2250F206	Harness, WP1624 VG Controls	1
5	Z61103	Grommet, Oval x Open Back	2
6	Z61114	STT LED, Oval x Red	2
7	Z61202	Grommet, Round x Open Back	4
8	Z61210	Marker LED, Round x Red	2
9	Z61211	Marker LED, Round x Amber	2
10	Z61301	License Lamp, White	1
11	Z72203	Hex Lock Nut, #10NC	2
12	Z78312	Machine Screw, #10NC x 5/8"	2
13	Z62822	Rubber Grommet, 3/4" x 1/4"	2
14	Z62828	Cable Clamp, Push In 1/2"	13
15	2250F109	Harness, WP1624 Lights Rear	1

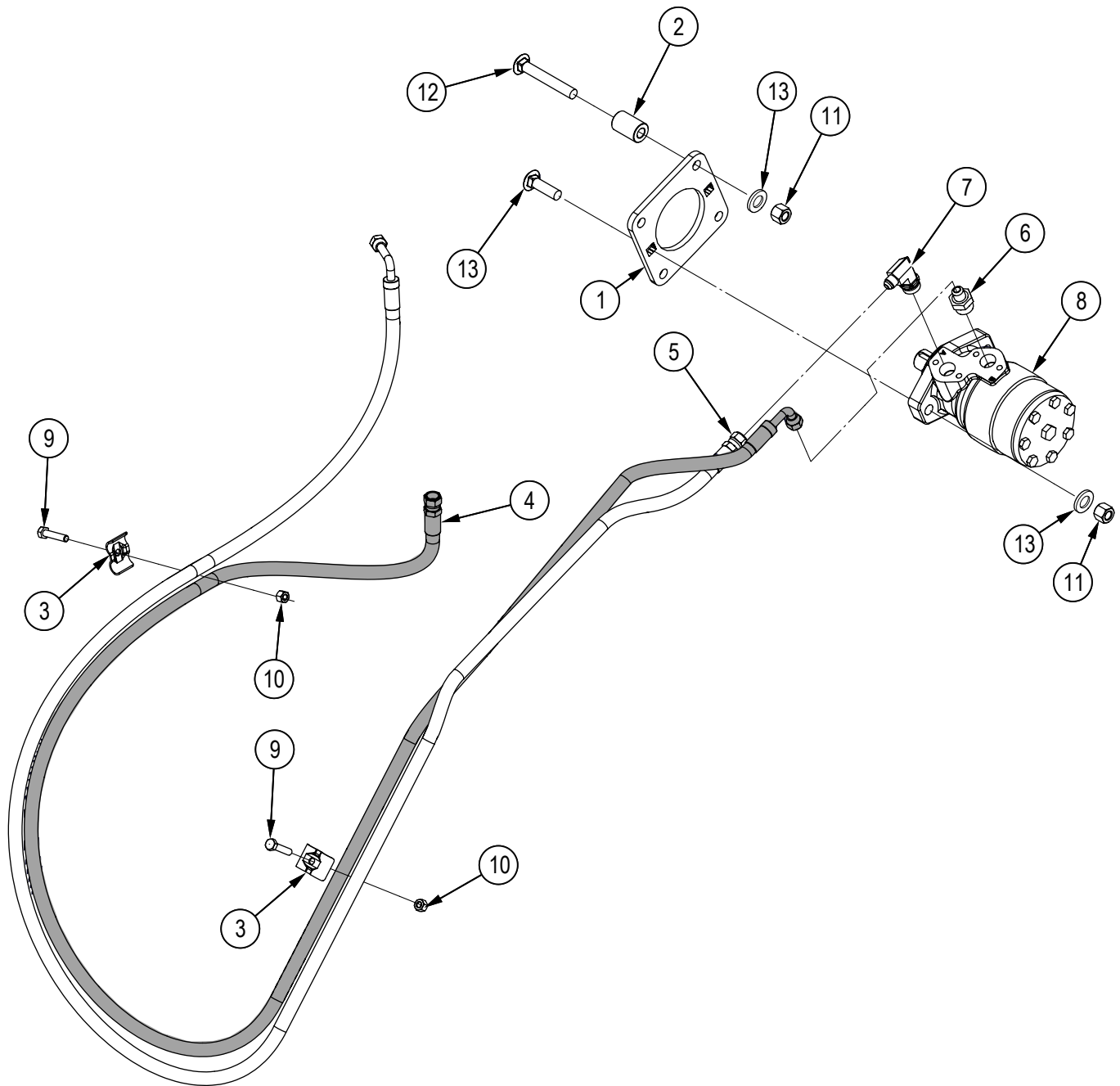
Seat Assembly Accessory



Item No.	Part No.	Description	Qty
1	2250L240	Brace, Seat	1
2	2250W028	Seat Option Base	1
3	3011W111	Base, Seat	1
4	3011W112	Mount, Seat	1
5	3011W113	Plate, Seat	1
6	Z12441	Snap Lock Pin, 1/2" x 4-1/2"	1
7	Z19201	High-Back Backhoe Seat	1
8	Z71312	Hex Bolt, 3/8NC x 1-1/4"	4
9	Z71360	Hex Bolt, 3/8NC x 6"	2

Item No.	Part No.	Description	Qty
10	Z71540	Hex Bolt, 1/2NC x 4"	1
11	Z71545	Hex Bolt, 1/2NC x 4 1/2"	1
12	Z72251	Hex Lock Nut, 1/2NC	2
13	Z72231	Hex Lock Nut, 3/8NC	12
14	Z71310	Hex Bolt, 3/8NC x 1"	6
15	Z77152	Hex Bolt, M8x1.25 x 16mm	4
16	Z77352	DIN 125 Washer, M8	4
17	Z73151G8	SAE Washer, 1/2" Grade 8	4
18	Z73131G8	SAE Washer, 3/8" Grade 8	24

Driven Clamp Accessory

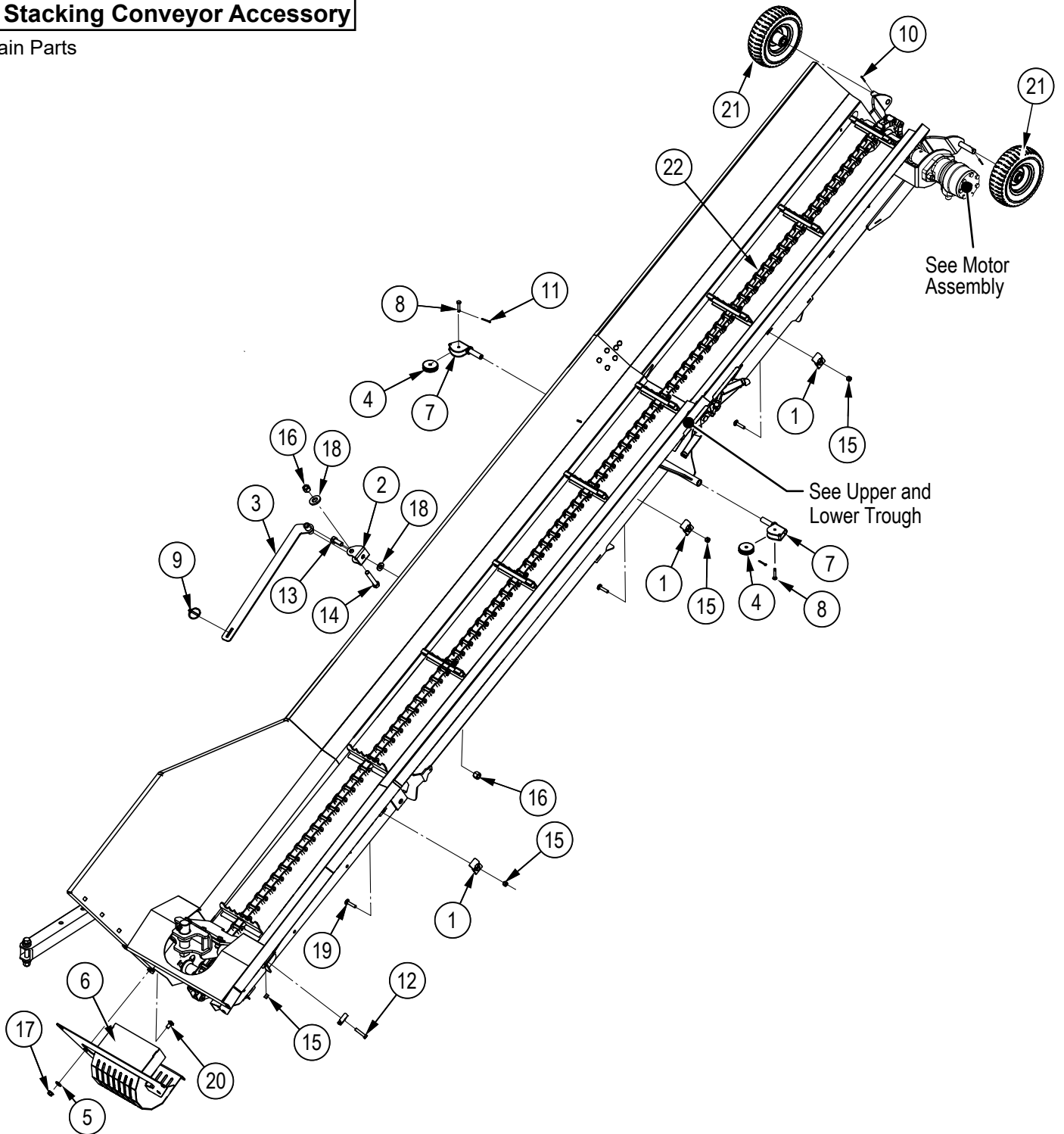


Item No.	Part No.	Description	Qty
1	1024L771	Motor Bearing Interface	1
2	1024M505	Motor Bearing Spacer	4
3	2250L286	Clamp, Two Hose x 3/8"	2
4	2280F351	3/8" Hose, FJIC06 x LG90FJIC06 x 96"	1
5	2280F352	3/8" Hose, FJIC06 x LG90FJIC06 x 108"	1
6	Z51645	Straight, MJIC x MORB 0610	1
7	Z51656	Elbow 90, MJIC x MORB 0610	1

Item No.	Part No.	Description	Qty
8	Z54104	Hydraulic Motor, 315CCR	1
9	Z71215	Hex Bolt, 5/16NC x 1-1/2"	2
10	Z72221	Hex Lock Nut, 5/16NC	2
11	Z72251	Hex Lock Nut, 1/2NC	6
13	Z76255	Carriage Bolt, 1/2NC x 2"	2
12	Z762510	Carriage Bolt, 1/2NC x 3-1/2"	4
13	Z73151G8	SAE Washer, 1/2" Grade 8	6

12' Stacking Conveyor Accessory

Main Parts

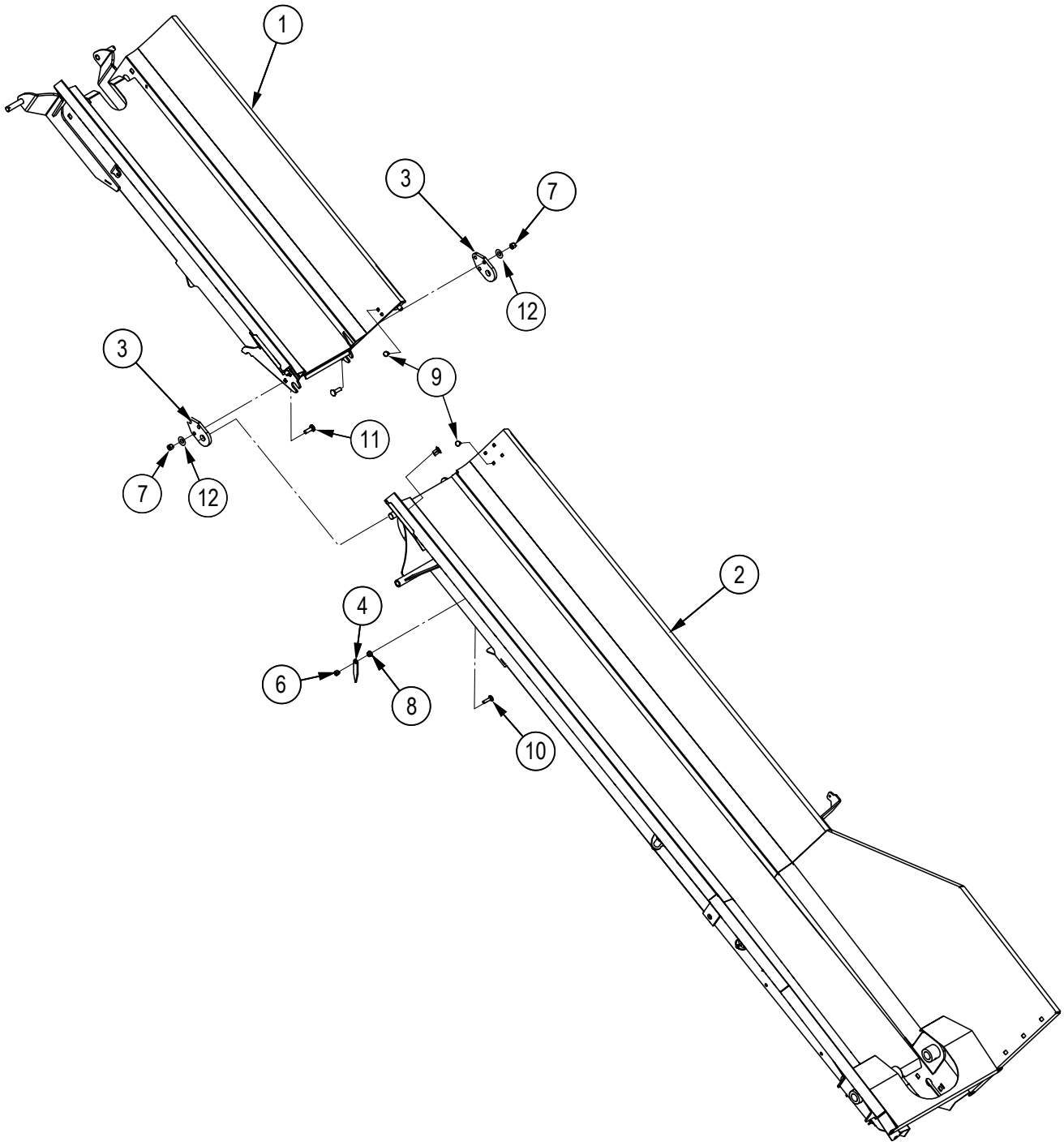


Item No.	Part No.	Description	Qty
1	2054L412	Clamp, Two Hose x 1/2"	4
2	2071L123	Clevis, Latch Mount	1
3	2280W129	Arm, Log Chute Lock	1
4	2280M118	Steel Pulley, 2" x 1/4"	2
5	Z73131G8	SAE Washer, 3/8" Grade 8	6
6	2280W117	Bottom Sprocket Enclosure	1
7	5012W215	Clutch Rope Pulley Housing	2
8	Z11311	Clevis Pin, 1/4" x 1-1/8"	2
9	Z12110	Lynch Pin, 3/16"	1
10	Z12303	Cotter Pin, 3/32" x 1"	2
11	Z12311	Cotter Pin, 1/8" x 1"	2

Item No.	Part No.	Description	Qty
12	Z71215	Hex Bolt, 5/16NC x 1-1/2"	1
13	Z71512	Hex Bolt, 1/2NC x 1-1/4"	1
14	Z71530	Hex Bolt, 1/2NC x 3"	1
15	Z72221	Hex Lock Nut, 5/16NC	4
16	Z72251	Hex Lock Nut, 1/2NC	2
17	Z72231	Hex Lock Nut, 3/8NC	6
18	Z73151G8	SAE Washer, 1/2"	6
19	Z76224	Carriage Bolt, 5/16NC x 1-1/2"	3
20	Z76231	Carriage Bolt, 3/8NC x 1"	6
21	Z91332	2.5-4 Offset Hub 225 lbs - 5/8"	2
22	2280W125	Weldment, 12ft Conveyor Chain	1

12' Stacking Conveyor (continued)

Upper and Lower Troughs

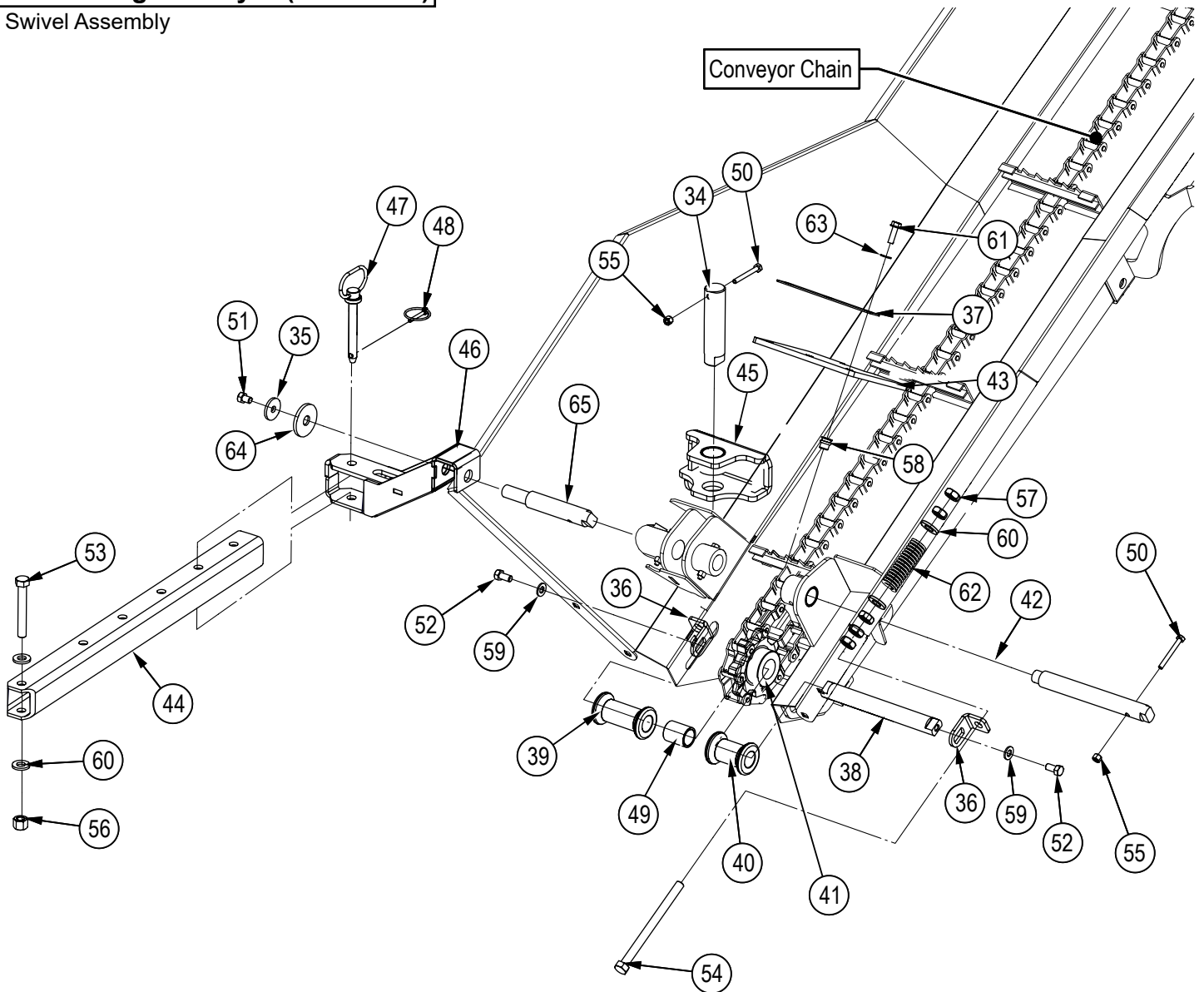


Item No.	Part No.	Description	Qty
1	2280W127	Upper Trough	1
2	2280W113	Lower Trough	1
3	2280L180	Plate, Trap	2
4	2280L184	Indicator, Angle	1
6	Z72221	Hex Lock Nut, 5/16NC	1
7	Z72231	Hex Lock Nut, 3/8NC	6

Item No.	Part No.	Description	Qty
8	Z72521	Serrated Flange Locknut, 5/16NC	1
9	Z72511	Serrated Flange Locknut, 1/4N	12
10	Z76223	Carriage Bolt, 5/16NC x 1-1/4"	1
11	Z76232	Carriage Bolt, 3/8NC x 1-1/4"	6
12	Z73131G8	SAE Washer, 3/8" Grade 8	12

12' Stacking Conveyor (continued)

Swivel Assembly

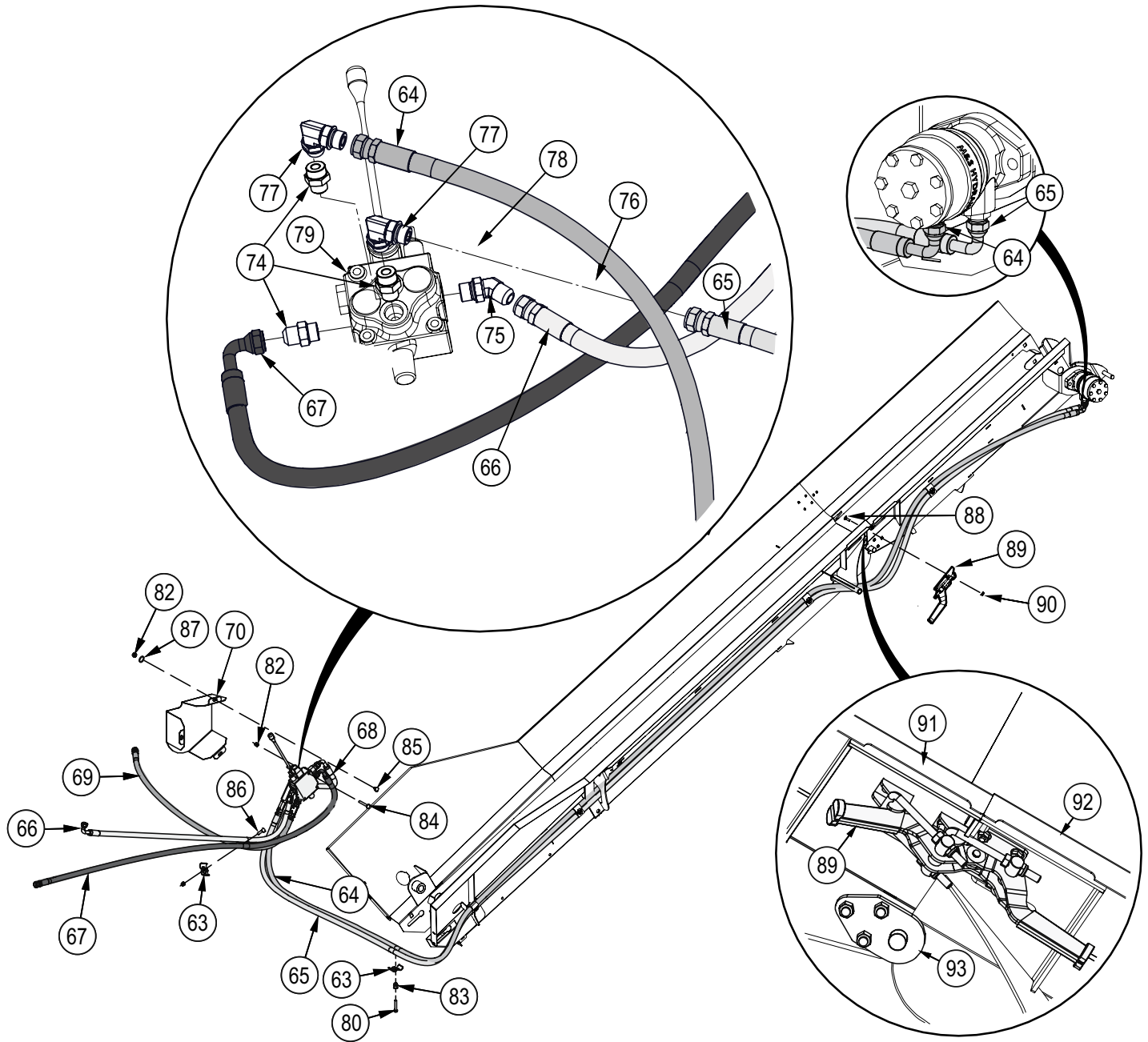


Item No.	Part No.	Description	Qty
34	2250M056	Pin, 1-1/4 x 5	1
35	Z73131G8	SAE Washer, 3/8" Grade 8	1
36	2280L150	Tensioner, L-Bracket	2
37	2280L158	Rubber Mount, Bottom Enclosure	2
38	2280M103	Shaft, Lower Conveyor Mount	1
39	2280M104	Spacer, Idler Long	1
40	2280M105	Spacer, Idler Short	1
41	2280M111	Idler Sprocket, 7 Tooth x 1-1/4" Bore	1
42	2280M121	Shaft, Lower Conveyor Mount	1
43	2280S103	Trough Flap, Rubber	1
44	2280S105	Outer Tube, Anti-sway	1
45	2280W104	Conveyor Pivot Yoke	1
46	2280W119	Swivel	1
47	Z11222	Hitch Pin, 1/2" x 3-1/2"	1
48	Z12110	Lynch Pin, 3/16"	1

Item No.	Part No.	Description	Qty
49	Z27109	Composite Bearing, 1" ID x 1-1/2" long x 1/8" Wall	1
50	Z71122	Hex Bolt, 1/4NC x 2-1/4"	3
51	Z71306	Hex Bolt, 3/8NC x 5/8"	1
52	Z71307	Hex Bolt, 3/8NC x 3/4"	2
53	Z71537	Hex Bolt, 1/2NC x 3-3/4"	1
54	Z71565FT	Hex Bolt, 1/2NC x 6-1/2" Full Threads	2
55	Z72211	Hex Lock Nut, 1/4NC	3
56	Z72251	Hex Lock Nut, 1/2NC	1
57	Z72351	Jam Nut, 1/2NC	10
58	Z72956	Rivet Nut, 5/16NC x 150	3
59	Z73131G8	SAE Washer, 3/8" Grade 8	2
60	Z73151G8	SAE Washer, 1/2" Grade 8	6
61	Z71212	Hex Bolt, 5/16NC x 1-1/4"	3
62	Z32603	Die Spring, 1" x 3" Blue	2
63	Z73122G8	SAE Washer, 5/16" Grade 8	3
64	2280L122	Washer, Swing Lock	1
65	2280M123	Shaft, Conveyor Swivel	1

12' Stacking Conveyor (continued)

Valve and Hydraulics

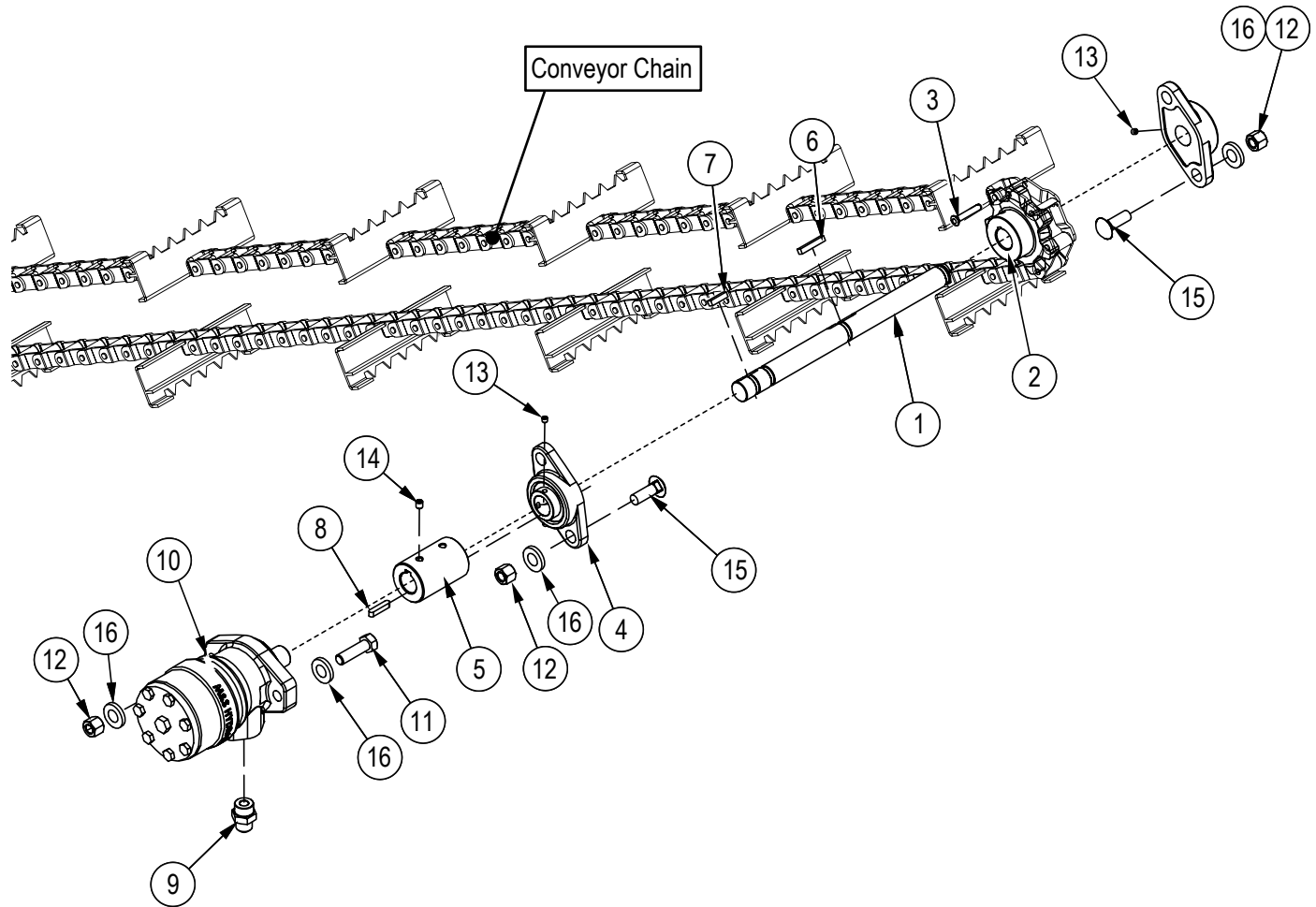


Item No.	Part No.	Description	Qty
63	2250L286	Hose Clamp, 2 x 3/8"	2
64	2280F102	1/2" Hose, 90FJIC08 x 90FJIC08 x 212"	1
65	2280F103	1/2" Hose, FJIC08 x 90FJIC08 x 216"	1
66	2280F113	1/2" Hose, FJIC08 x 90FJIC08 x 62"	1
67	2280F114	1/2" Hose, FJIC08 x 90FJIC08 x 60"	1
70	2280L186	Guard, Conveyor Hydraulics	1
74	Z51643	Straight, MJIC x MORB 0808	3
75	Z51662	Elbow 45, MJIC x MORB 0808	1
77	Z51562	Elbow 90, MJIC x FJICX 0808	2
79	Z56229	Single Spool Valve, OC Tandem x 12GPM	1
80	Z71217	Hex Bolt, 5/16NC x 1-3/4"	1
82	Z72221	Hex Lock Nut, 5/16NC	5

Item No.	Part No.	Description	Qty
83	Z72957	Rivet Nut, 5/16NC x 312	1
84	Z762201	Carriage Bolt, 5/16NC x 2-1/2"	2
85	Z76221	Carriage Bolt, 5/16NC x 3/4"	3
86	Z76224	Carriage Bolt, 5/16NC x 1-1/2"	1
87	Z73122G8	SAE Washer, 5/16" Grade 8	3
88	Z76211	Carriage Bolt, 1/4NC x 3/4"	8
89	Z19511	Handle Clamp, Latch Type x 2-Piece	2
90	Z72511	Serrated Flange Locknut, 1/4NC	12
91	2280L220	Trough, Mid RH	1
92	2280L200	Trough, Upper RH	1
93	2280L180	Plate, Trap	1

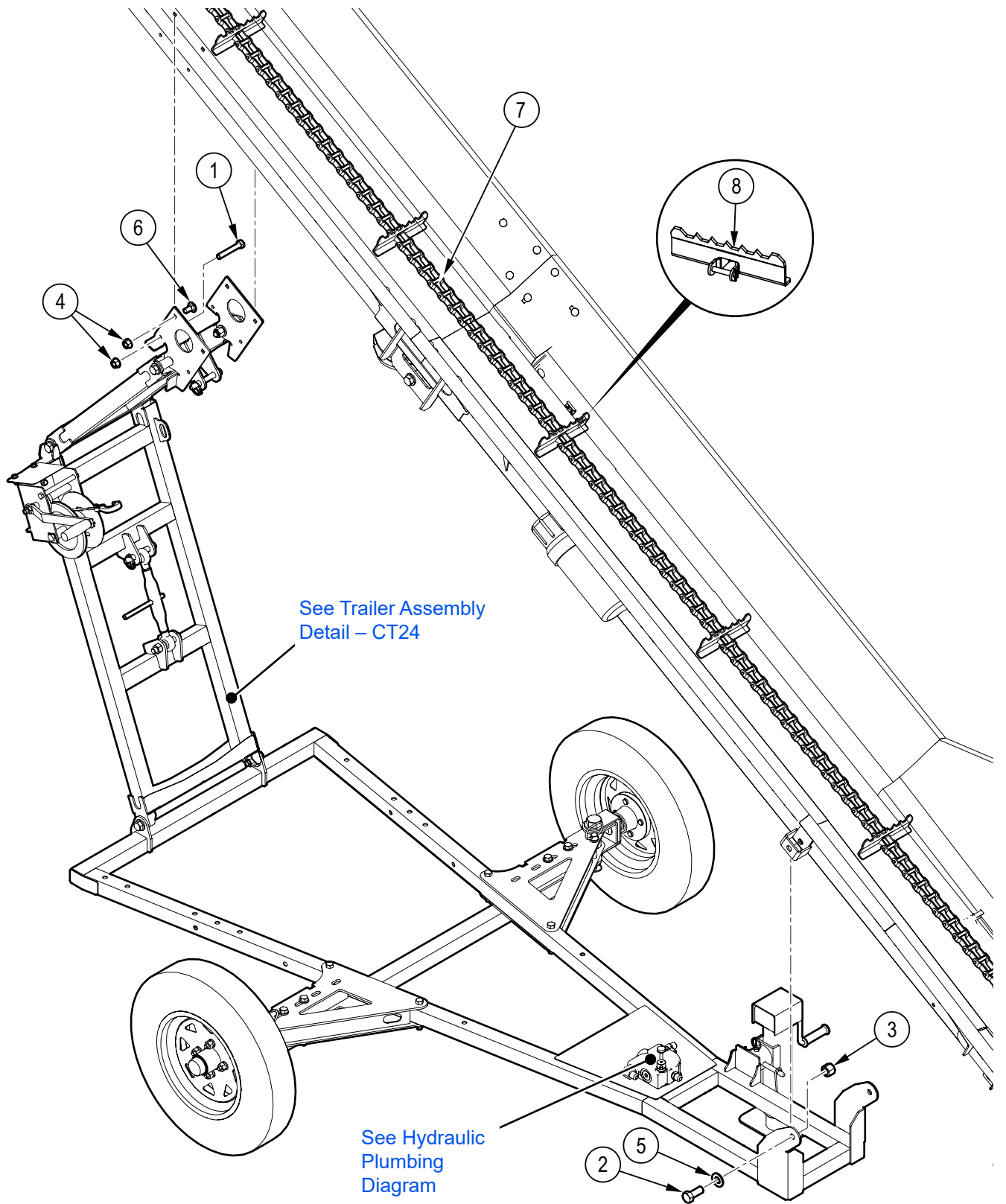
12' Stacking Conveyor Drive

Drive Assembly



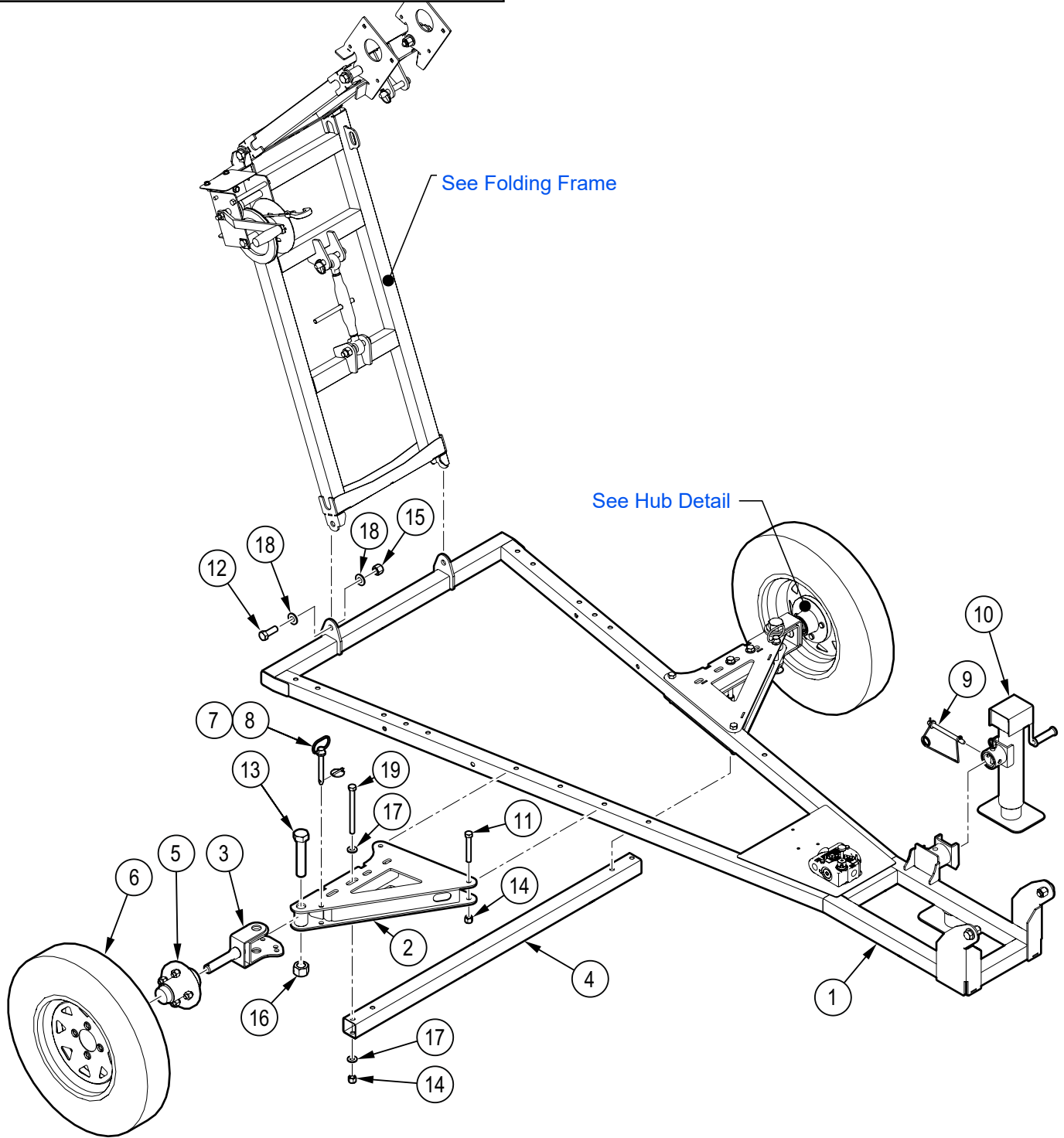
Item No.	Part No.	Description	Qty
1	2280M101	Shaft, Conveyor Drive	1
2	2280M110	Sprocket, 7 Tooth x 1" Bore	1
3	Z42310	Pin, #662 Chain Joiner	1
4	Z25101	2-Bolt Flange Bearing, UCFL205-16	2
5	Z46444	Rigid Coupling, 1" x 1"	1
6	Z46532	Key, 1/4" x 1/4" x 1-1/2"	1
7	Z46533	Key, 1/4" x 1/4" x 1"	1
8	Z46594	Blind Chipper Key, 1/4" x 1/4" x 1-1/4"	1
9	Z51647	Straight, MJIC x MORB 0810	2
10	Z54104	Hydraulic Motor, 315CCR	1
11	Z71520	Hex Bolt, 1/2NC x 2"	2
12	Z72251	Hex Lock Nut, 1/2NC	6
13	Z74112	Set Screw, 1/4NF x 1/4"	4
14	Z74121	Set Screw, 5/16NC x 3/8"	4
15	Z76251	Carriage Bolt, 1/2NC x 1-1/2"	4
16	Z73151G8	SAE Washer, 1/2" Grade 8	8

24' Stacking Conveyor Main Parts



Item No.	Part No.	Description	Qty	Item No.	Part No.	Description	Qty
1	Z71322	Hex Bolt, 3/8NC x 2-1/4"	4	5	Z73161	SAE Washer, 5/8"	2
2	Z71615	Hex Bolt, 5/8NC x 1-1/2"	2	6	Z76233	Carriage Bolt, 3/8NC x 3/4"	4
3	Z72261	Hex Lock Nut, 5/8NC	2	7	2280W221	24ft Conveyor Chain	1
4	Z72531	Serrated Flange Locknut, 3/8NC	8	8	2280W131	Chain Link w/ Cog	1

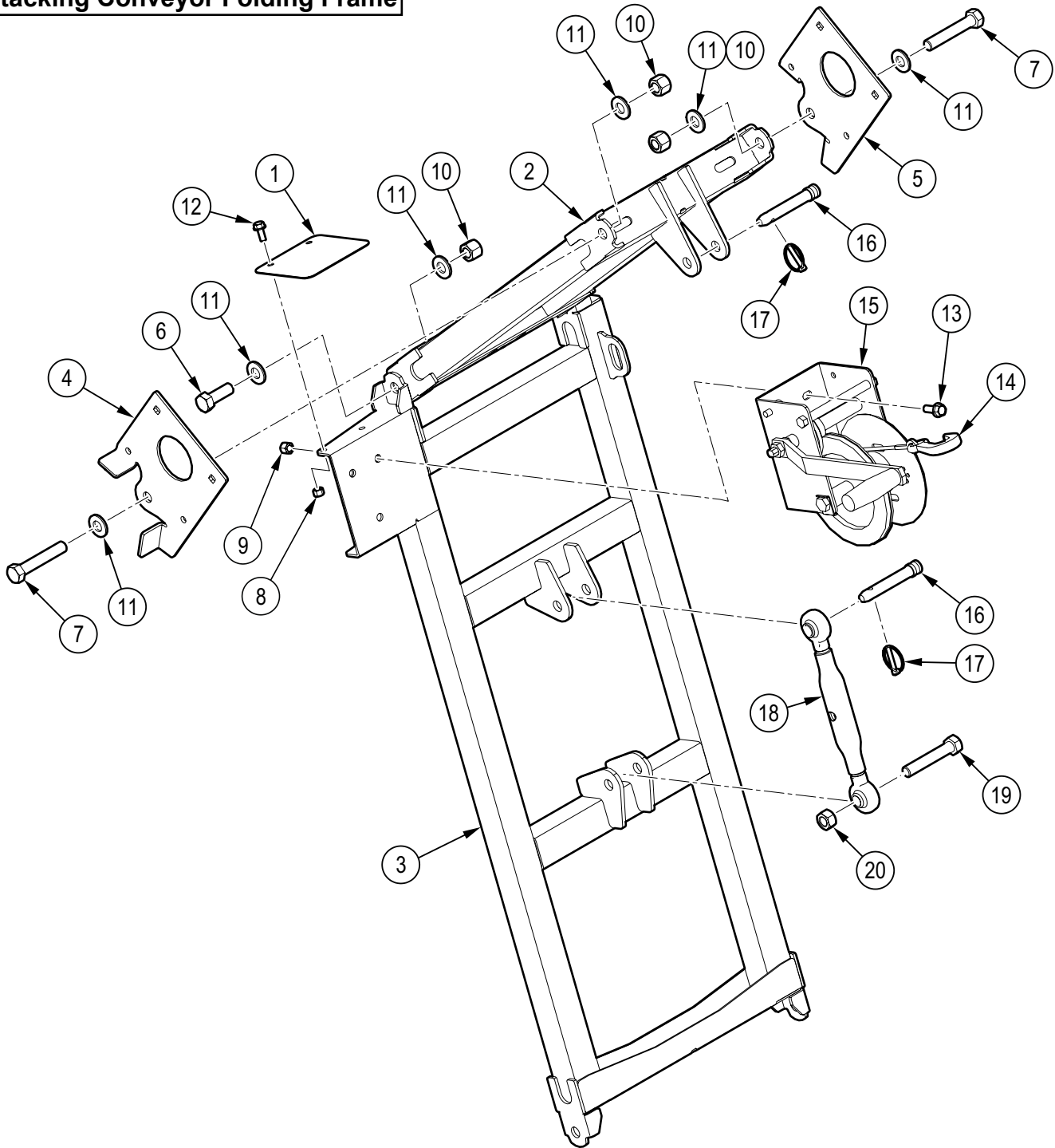
24' Stacking Conveyor Trailer Assembly Detail



Item No.	Part No.	Description	Qty
1	2280W201	Wheel Base Frame	1
2	2280W252	Axle	2
3	2280W202	Wheel Rotator	2
4	2280W254	Spanner Bar	1
5	Z91202	Idler Hub Assy, 1000lbs x 4on4" x 1"	2
6	Z91322	5.30-12 LRC USA Trail 4on4" (E-Marked)	2
7	Z11222	Hitch Pin, 1/2" x 3-1/2"	2
8	Z12110	Lynch Pin, 3/16"	2
9	Z12441	Snap Lock Pin, 1/2" x 4-1/2"	1

Item No.	Part No.	Description	Qty
10	Z91512	Trailer Jack, Side Wind x 2000lbs	1
11	Z71535	Hex Bolt, 1/2NC x 3-1/2"	4
12	Z71617	Hex Bolt, 5/8NC x 1-3/4"	2
13	Z71912	Hex Bolt, 1NC x 5"	2
14	Z72251	Hex Lock Nut, 1/2NC	8
15	Z72261	Hex Lock Nut, 5/8NC	2
16	Z72291	Hex Lock Nut, 1NC	2
17	Z73151	SAE Washer, 1/2"	8
18	Z73161	SAE Washer, 5/8"	4
19	Z71560	Hex Bolt, 1/2NC x 6"	4

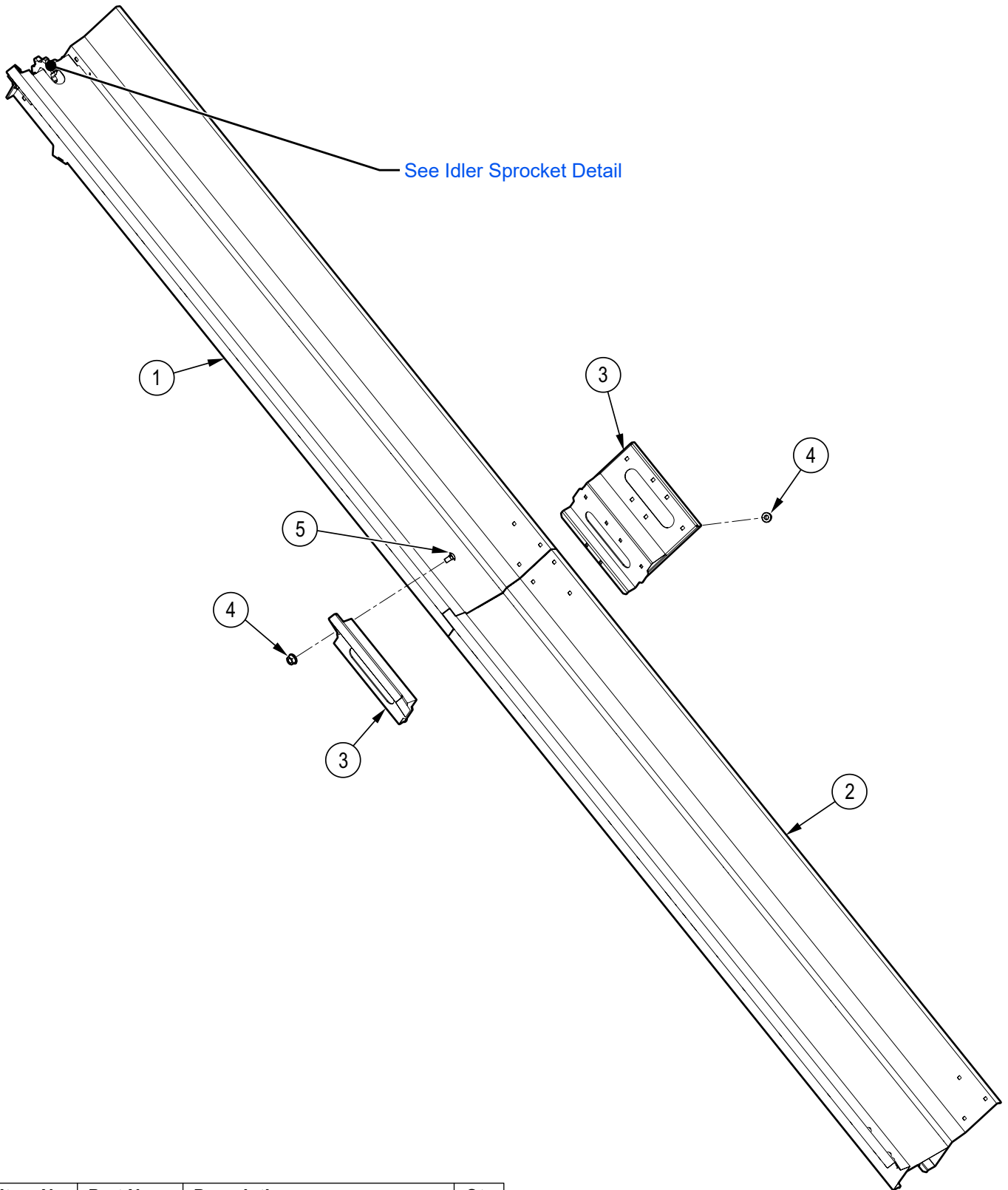
24' Stacking Conveyor Folding Frame



Item No.	Part No.	Description	Qty
1	2280L277	Guard, Finger	1
2	2280W203	Top Folding Frame	1
3	2280W204	Bottom Folding Frame	1
4	2280W253	Folding Stop	1
5	2280W253H	Mirror	1
6	Z71617	Hex Bolt, 5/8NC x 1-3/4"	2
7	Z71635	Hex Bolt, 5/8NC x 3-1/2"	2
8	Z72221	Hex Lock Nut, 5/16NC	2
9	Z72231	Hex Lock Nut, 3/8NC	3
10	Z72261	Hex Lock Nut, 5/8NC	4

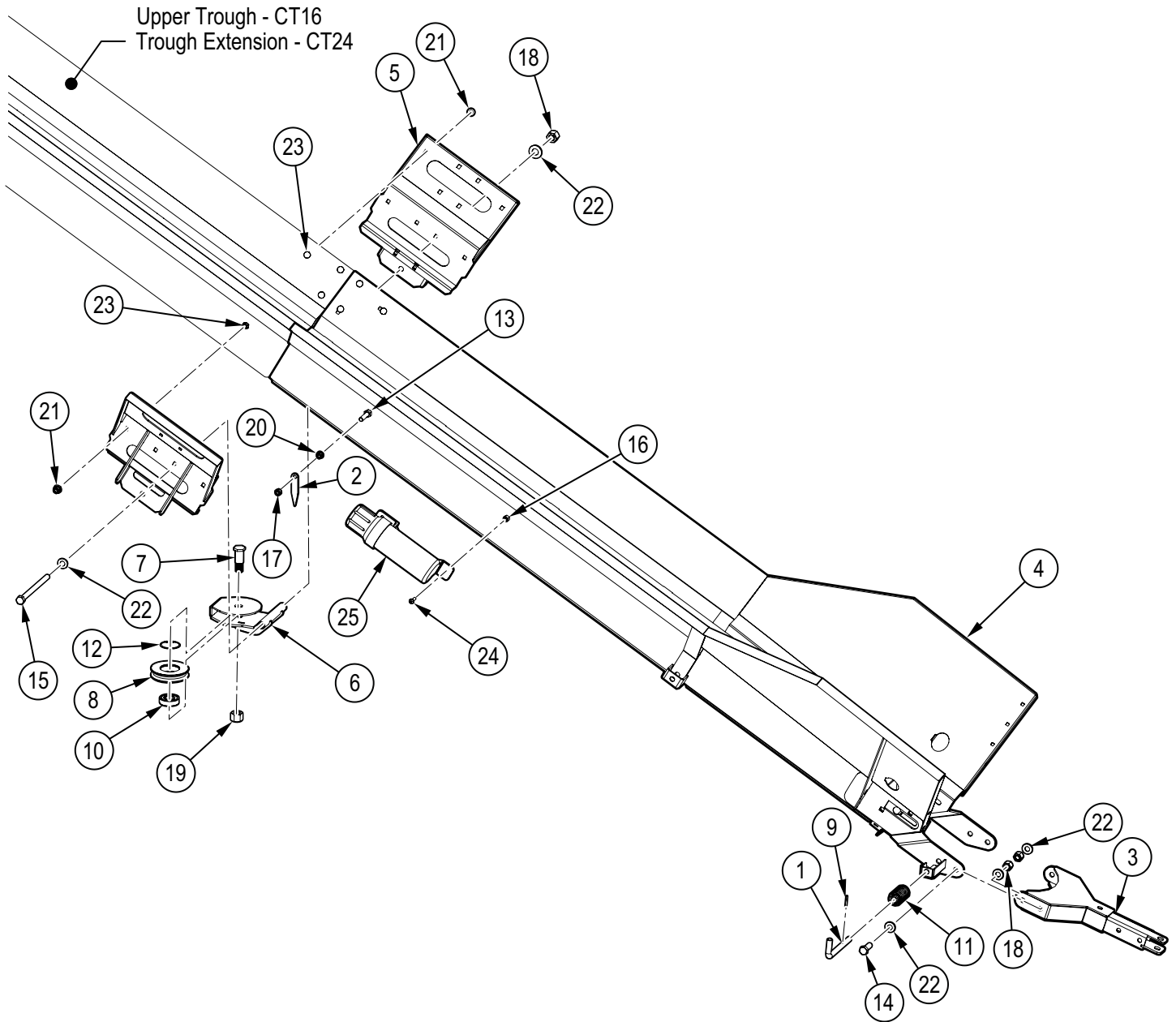
Item No.	Part No.	Description	Qty
11	Z73161	SAE Washer, 5/8"	8
12	Z76121	Flange Bolt, 5/16NC x 3/4"	2
13	Z76134	Flange Bolt, 3/8NC x 1"	3
14	Z92129	Winch Cable, 3/16" x 25ft with Hook	1
15	Z92906	Hand Winch, 1500lbs With Brake	1
16	Z11111	Toplink Pin, 5/8" x 2-3/4"	2
17	Z12120	Lynch Pin, 1/4"	2
18	Z11501	Cat 0 Toplink	1
19	Z71635	Hex Bolt, 5/8NC x 3-1/2"	1
20	Z72161	Hex Nut, 5/8NC	1

24' Stacking Conveyor Upper and Middle Trough Detail



Item No.	Part No.	Description	Qty
1	2280W233	Upper Trough Trailer	1
2	2280W225	Trough Extension	1
3	2280L224	Joiner Lifter Side RH	2
4	Z72531	Serrated Flange Locknut, 3/8NC	24
5	Z76233	Carriage Bolt, 3/8NC x 3/4"	24

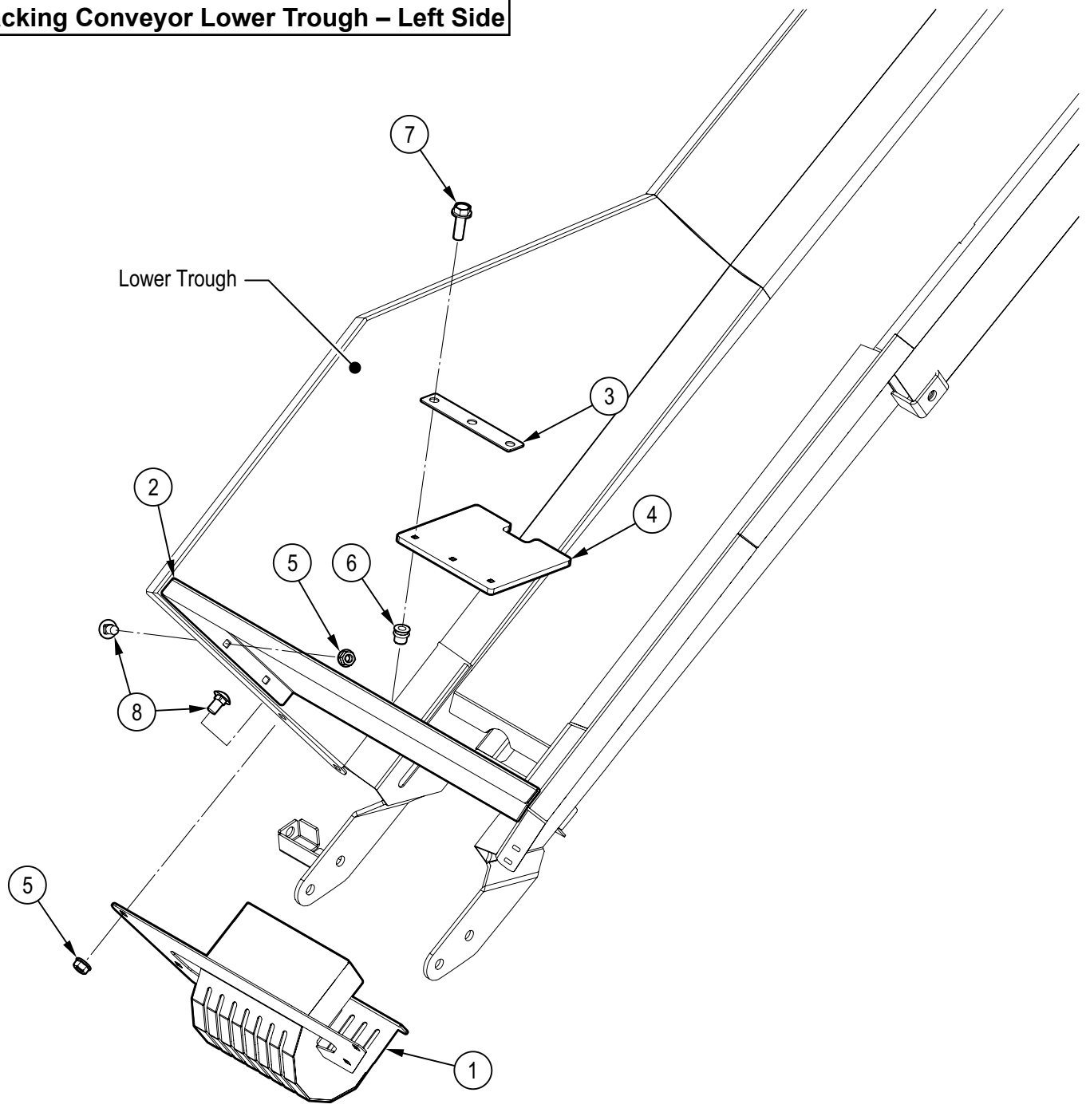
24' Stacking Conveyor Lower Trough Right Side



Item No.	Part No.	Description	Qty
1	1026M102	L Handled Plunger, Compact	1
2	2280L184	Indicator, Angle	1
3	2280W226	Hitch	1
4	2280W222	Trailer Lower Trough	1
5	2280W250	Joiner, Pulley Base	2
6	2280W251	Frame, Snatchblock	1
7	5011M815	Snatch Block, Pulley Pin	1
8	5011M816	Cable Pulley	1
9	Z14151	Roll Pin, 3/16" x 1-1/2"	1
10	Z21201	Ball Bearing, 6305-2RS	1
11	Z32305	Comp Spring, 0.845" OD x 3-1/2" x 0.085"	1
12	Z46101	Internal Retaining Ring, 2-7/16"	1
13	Z71212	Hex Bolt 5/16NC x 1 1/4"	1

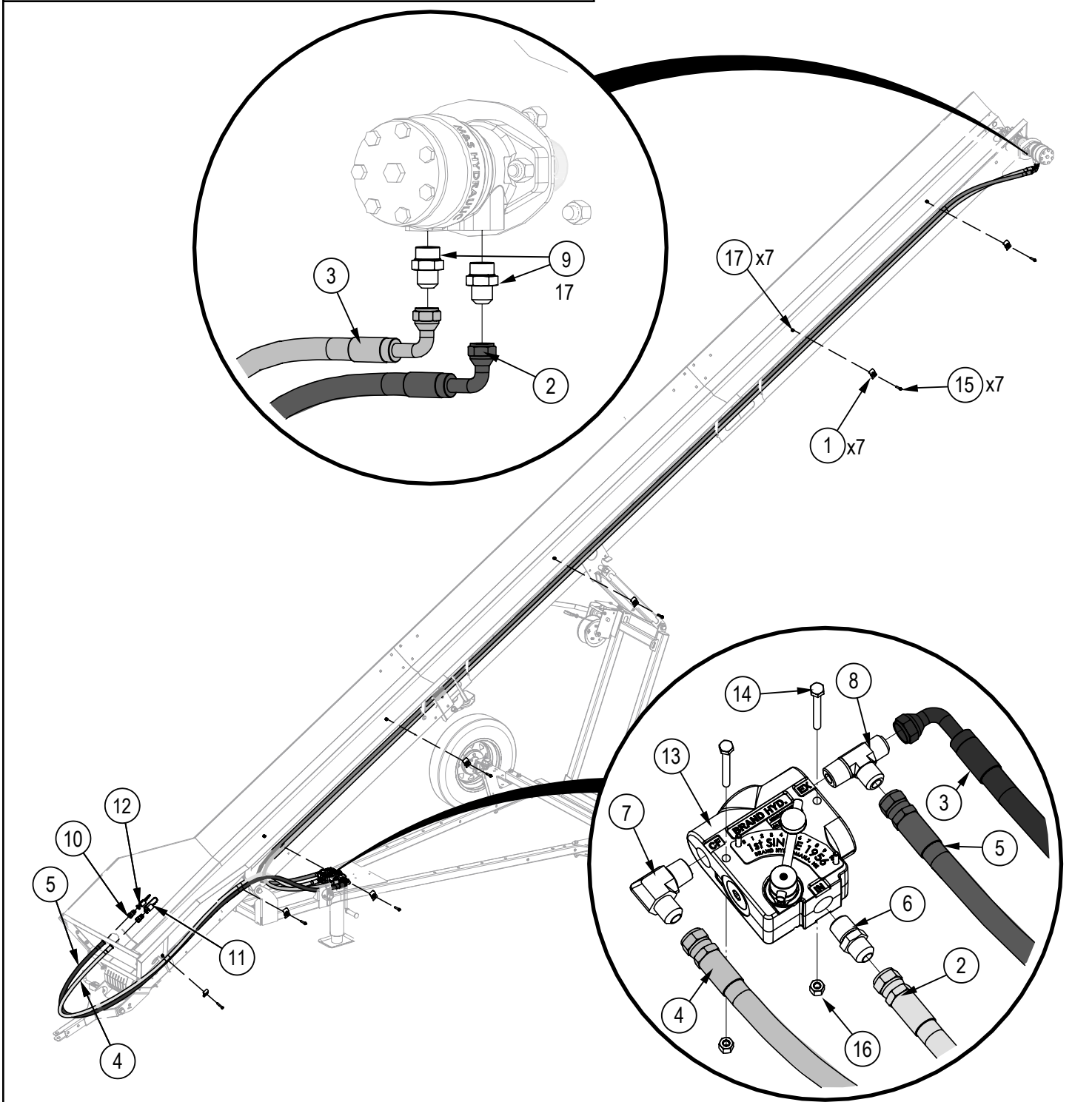
Item No.	Part No.	Description	Qty
14	Z71617	Hex Bolt, 5/8NC x 1-3/4"	2
15	Z71661	Hex Bolt, 5/8NC x 8-1/2"	1
16	Z72211	Hex Lock Nut, 1/4NC	2
17	Z72221	Hex Lock Nut, 5/16NC	1
18	Z72261	Hex Lock Nut, 5/8NC	3
19	Z72281	Hex Lock Nut, 7/8NC	1
20	Z72521	Serrated Flange Locknut, 5/16NC	1
21	Z72531	Serrated Flange Locknut, 3/8NC	24
22	Z73161	SAE Washer, 5/8"	6
23	Z76233	Carriage Bolt, 3/8NC x 3/4"	24
24	Z78301	Machine Screw, 1/4NC x 3/4"	2
25	Z96503	Manual Tube, 3-1/2" Short	1

24' Stacking Conveyor Lower Trough – Left Side



Item No.	Part No.	Description	Qty
1	2280W117	Bottom Sprocket Enclosure	1
2	2280L221	Backer Plate	1
3	2280L158	Rubber Mount, Bottom Enclosure	1
4	2280S103	Trough Flap, Rubber	1
5	Z72531	Serrated Flange Locknut, 3/8NC	12
6	Z72956	Rivet Nut, 5/16NC x 150	3
7	Z76125	Flange Bolt, 5/16NC x 1"	3
8	Z76233	Carriage Bolt, 3/8NC x 3/4"	12

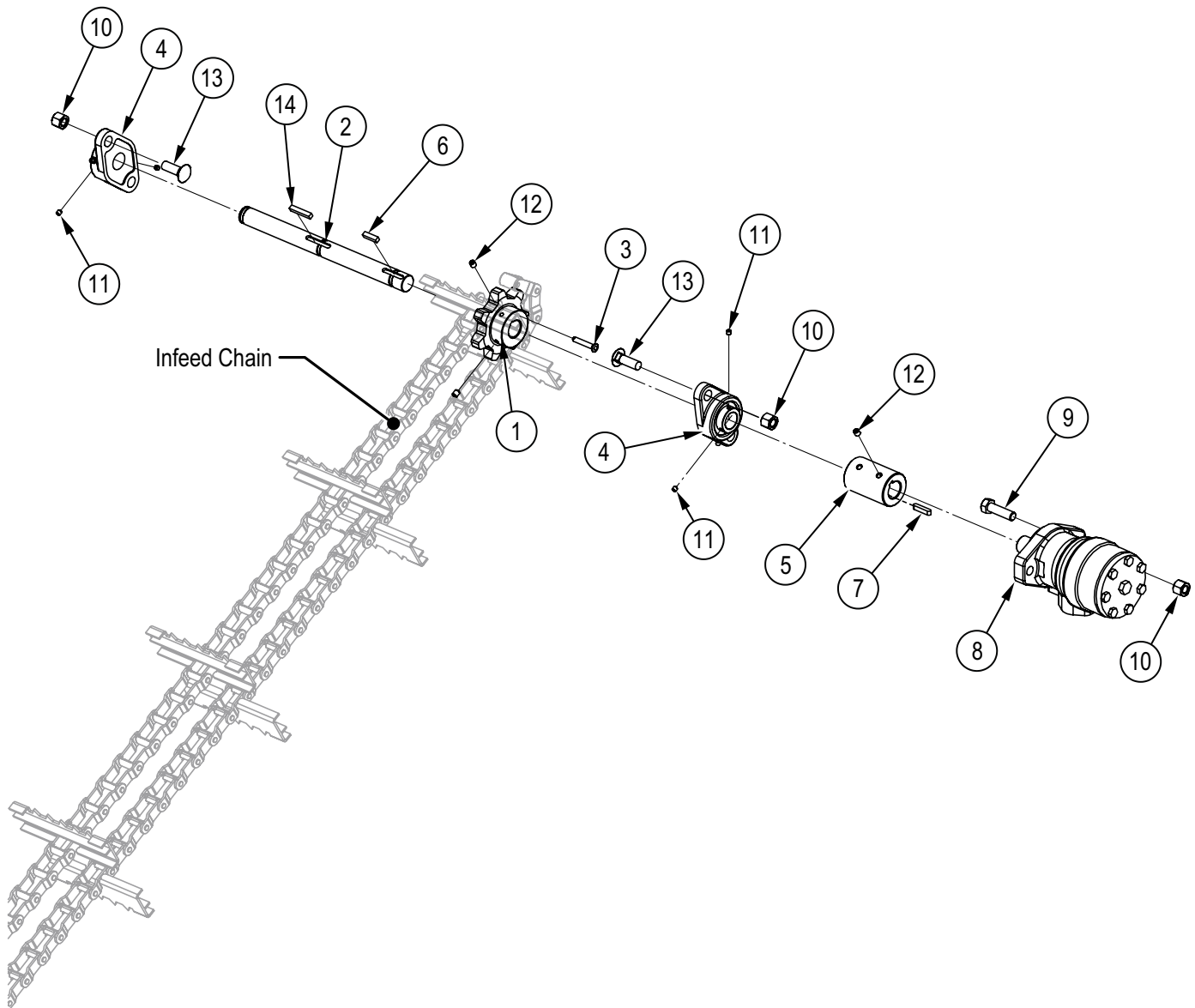
24' Stacking Conveyor Hydraulic Plumbing Diagram



Item No.	Part No.	Description	Qty
1	2054L412	Clamp, Two Hose x 1/2"	7
2	2280F252	1/2" Hose, FJIC08 x 90FJIC08 x 280"	1
3	2280F253	1/2" Hose, 90FJIC08 x FJIC08 x 280"	1
4	2280F254	1/2" Hose, FJIC08 x MP08 x 166"	1
5	2280F255	1/2" Hose, 90FJIC08 x MP08 x 166"	1
6	Z51442	Straight, MJIC x MP 0808	1
7	Z51451	Elbow 90, MJIC x MP 0808	1
8	Z51442	Tee, MJIC x MP x MJIC 0808	1
9	Z51647	Straight, MJIC x MORB 0810	2

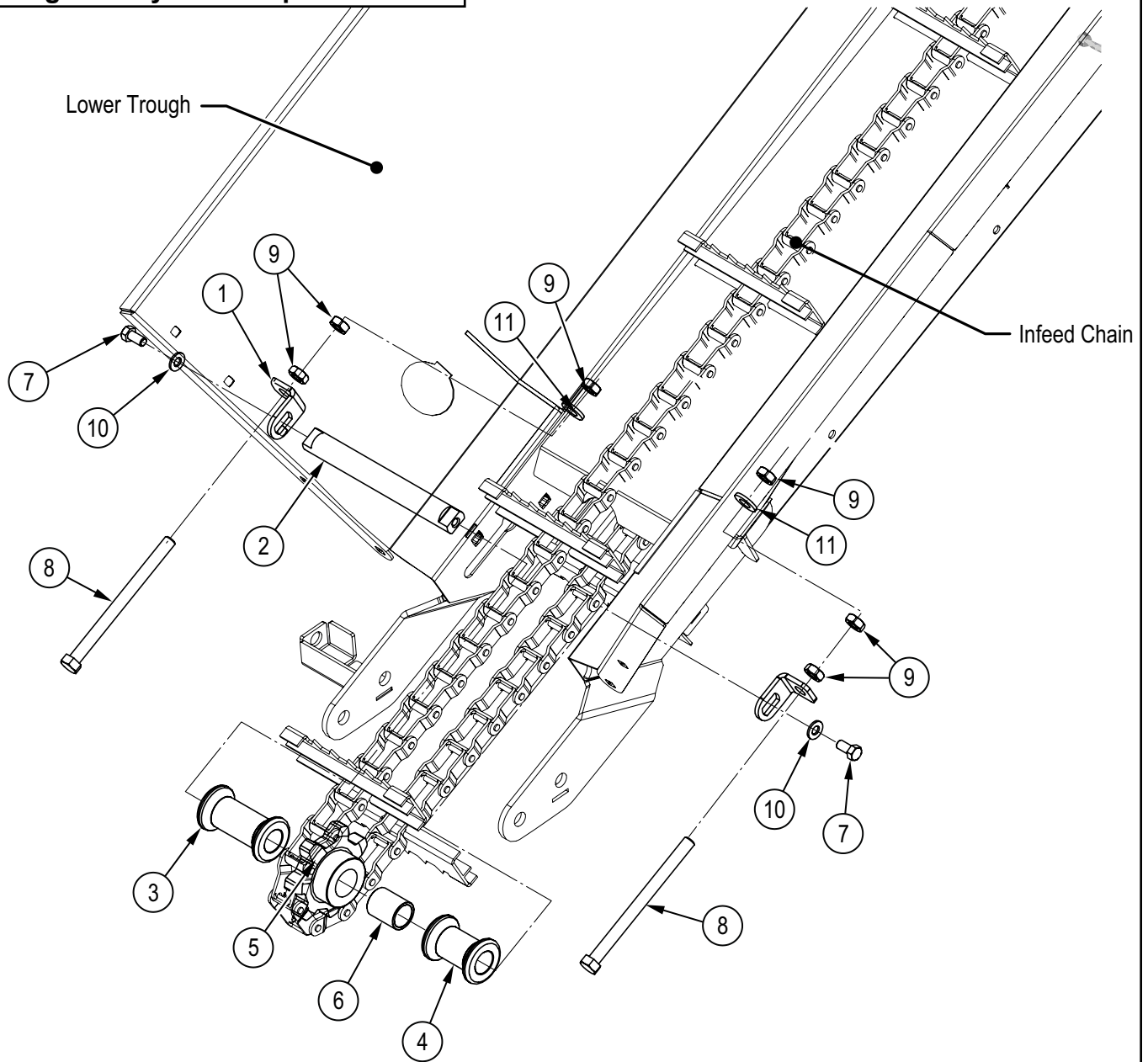
Item No.	Part No.	Description	Qty
10	Z51926	Quick Coupler, FP08 x M ISO 7241-1	2
11	Z52831	Nipple Cap, ISO 7241-1 x Red	1
12	Z52832	Nipple Cap, ISO 7241-1 x Black	1
13	Z56305	Flow Control, 3 Port x 0-8 GPM	1
14	Z71125	Hex Bolt, 1/4NC x 2-1/2"	2
15	Z71215	Hex Bolt, 5/16NC x 1-1/2"	7
16	Z72211	Hex Lock Nut, 1/4NC	2
17	Z72221	Hex Lock Nut, 5/16NC	7

24' Stacking Conveyor Idler Sprocket Detail



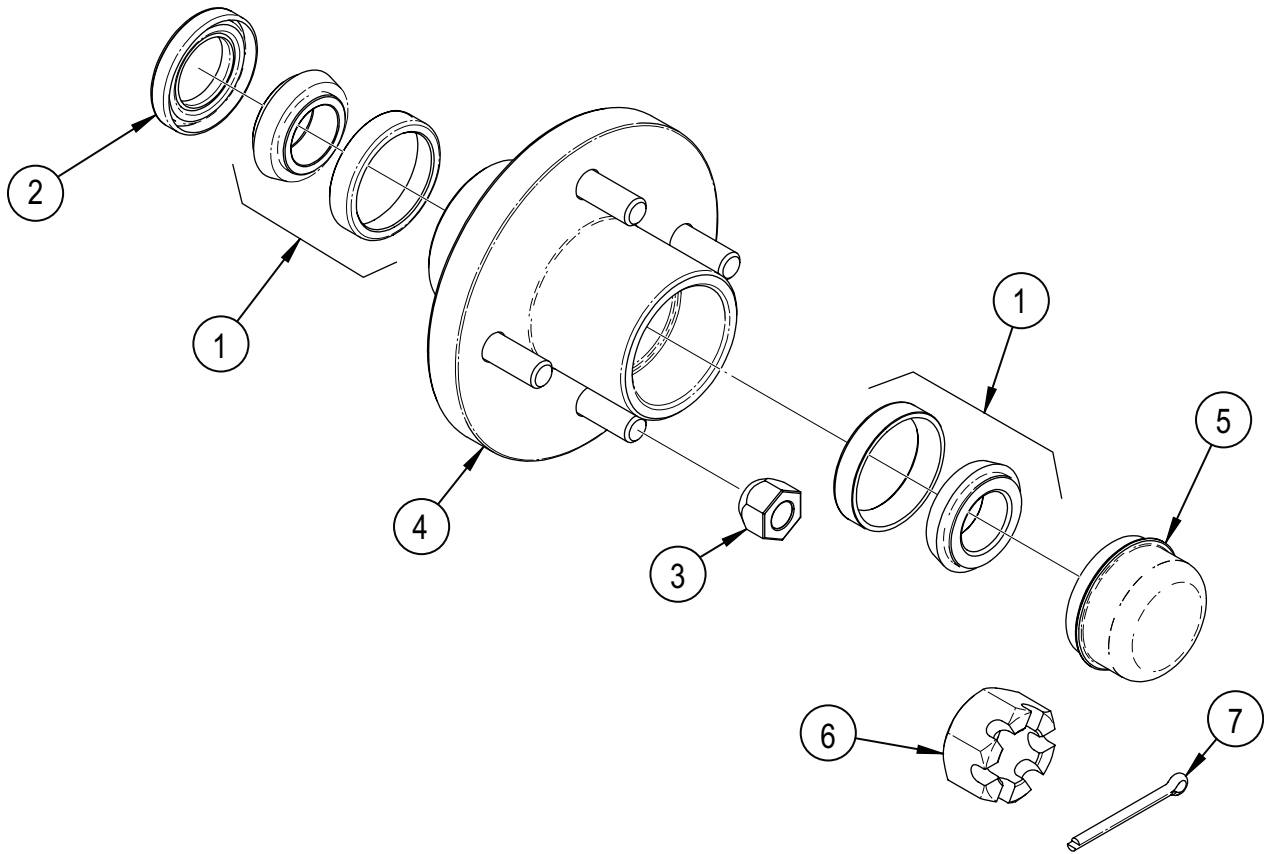
Item No.	Part No.	Description	Qty
1	2280M110	Sprocket, 7 Tooth x 1" Bore	1
2	2280M204	Shaft, Conveyor Drive	1
3	7011M302	Pin, 662 Chain Clevis	1
4	Z25101	2-Bolt Flange Bearing, UCFL205-16	2
5	Z46444	Rigid Coupling, 1" x 1"	1
6	Z46533	Key, 1/4" x 1/4" x 1"	1
7	Z46594	Blind Chipper Key, 1/4" x 1/4" x 1-1/4"	1
8	Z54102	Hydraulic Motor, 200CCR	1
9	Z71517	Hex Bolt, 1/2NC x 1-3/4"	2
10	Z72251	Hex Lock Nut, 1/2NC	6
11	Z74112	Set Screw, 1/4NF x 1/4"	4
12	Z74121	Set Screw, 5/16NC x 3/8"	4
13	Z76251	Carriage Bolt, 1/2NC x 1-1/2"	4
14	Z46532	Key, 1/4" x 1/4" x 1-1/2"	1

24' Stacking Conveyor Idler Sprocket Detail



Item No.	Part No.	Description	Qty
1	2280L150	Tensioner, L-Bracket	2
2	2280M103	Shaft, Conveyor Pivot	1
3	2280M104	Spacer, Idler Long	1
4	2280M105	Spacer, Idler Short	1
5	2280M111	Idler Sprocket, 7 Tooth x 1-1/4" Bore	1
6	Z27109	Composite Bearing, 1" ID x 1-1/2" long x 1/8" Wall	1
7	Z71307	Hex Bolt, 3/8NC x 3/4"	2
8	Z71565	Hex Bolt, 1/2NC x 6-1/2"	2
9	Z72351	Jam Nut, 1/2NC	6
10	Z73131	SAE Washer, 3/8"	2
11	Z73151	SAE Washer, 1/2"	2

24' Stacking Conveyor Hub Detail

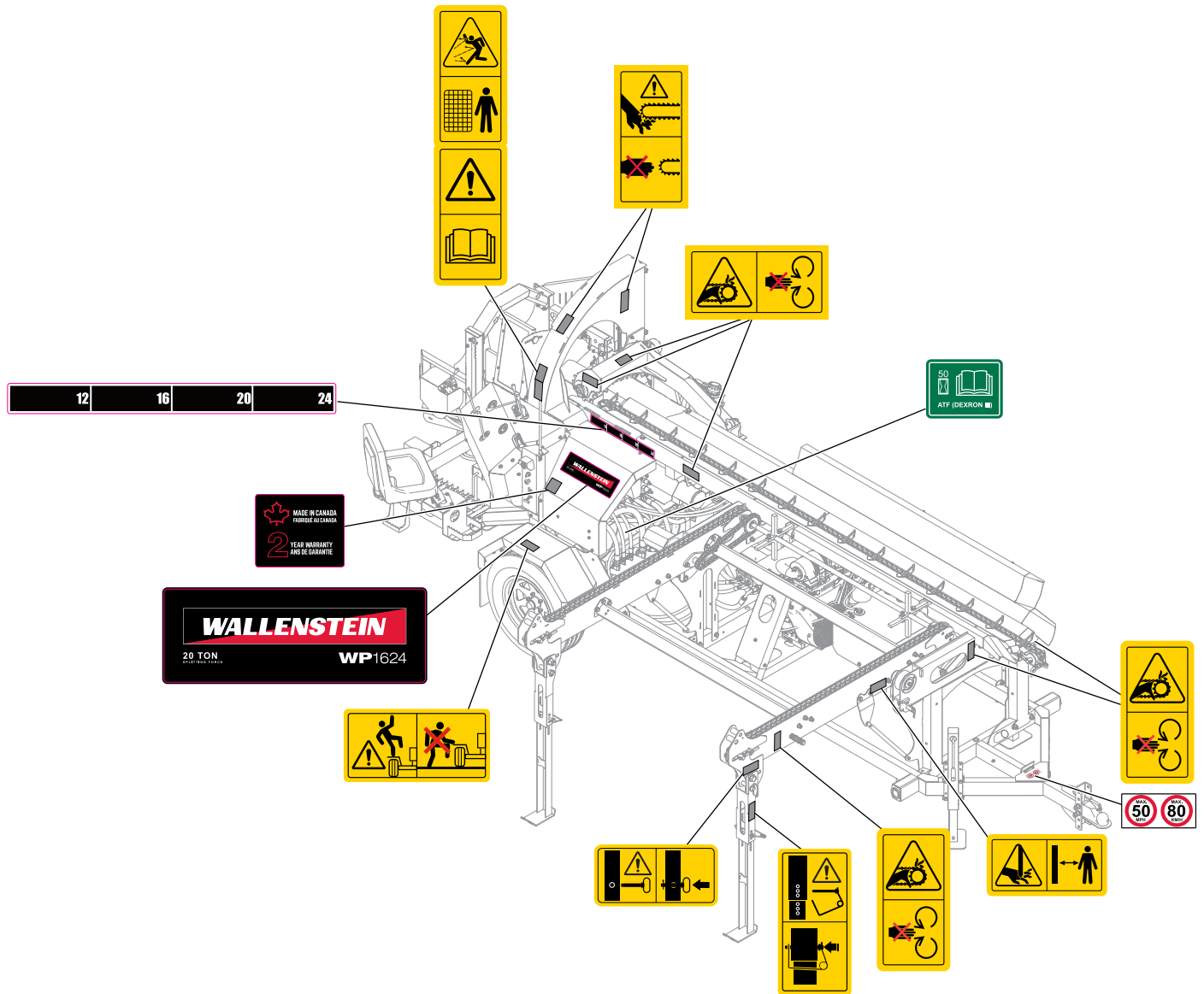


Item No.	Part No.	Description	Qty
1	Z23201	L44643 Cone, L44610 Cup	2
2	Z28301	Double Lip Seal 1-1/4 Shaft	1
3	Z72931	Lug Nut 1/2NF	4
4	Z91201	1000# 4-Bolt Hub	1
5	Z91801	Dust Cap 1.98 Bore	1
6	Z72691	Slotted Hex Nut 1NF	1
7	Z12322	Cotter Pin 3/16 X 2	1

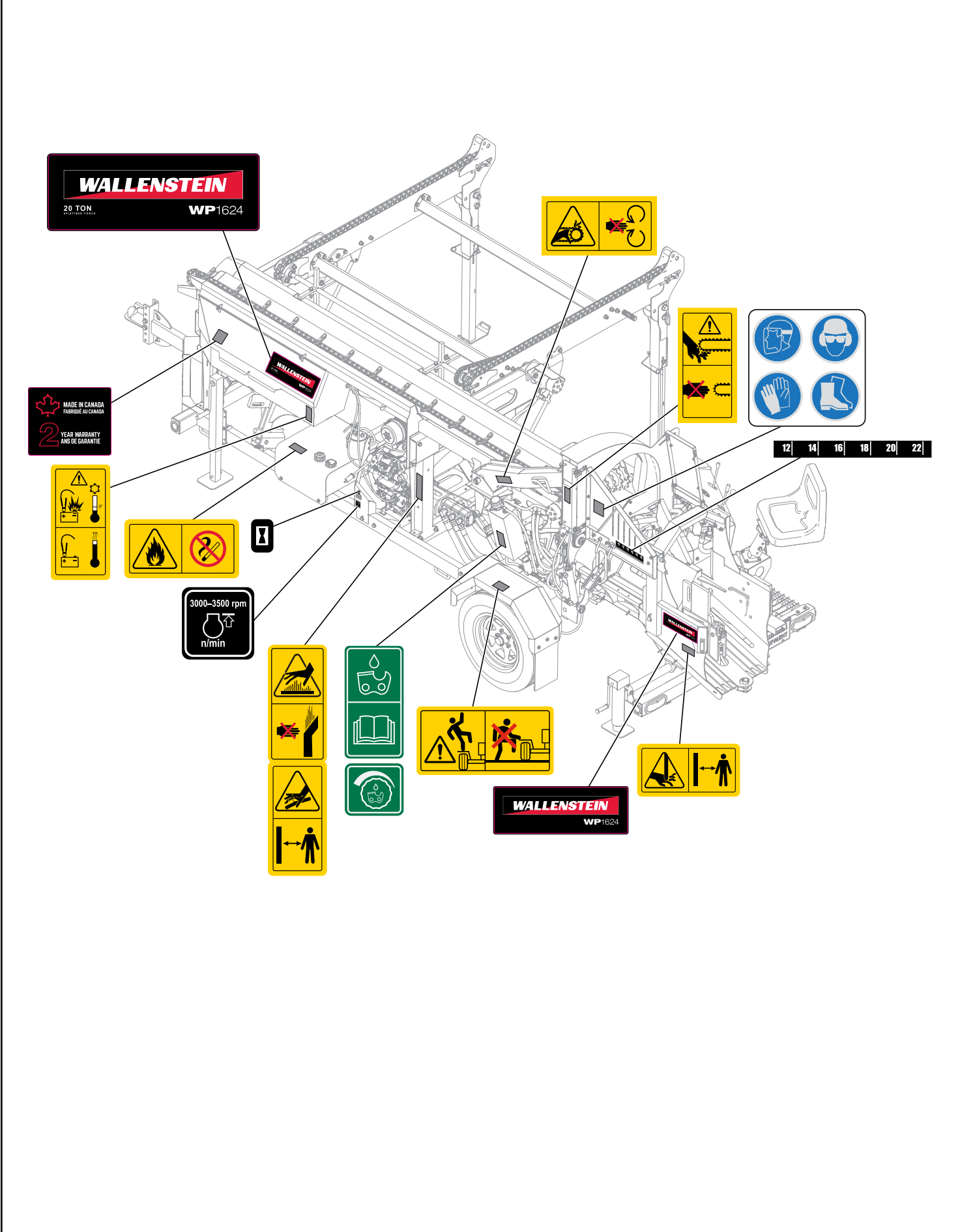
Decal Layout - Firewood Processor

IMPORTANT! If parts are replaced that have safety signs on them, new signs must be applied. Safety signs must always be replaced if they become damaged, are removed, or become illegible.

Safety signs are included in the product decal kit available from your authorized dealer. Decals are not available separately.

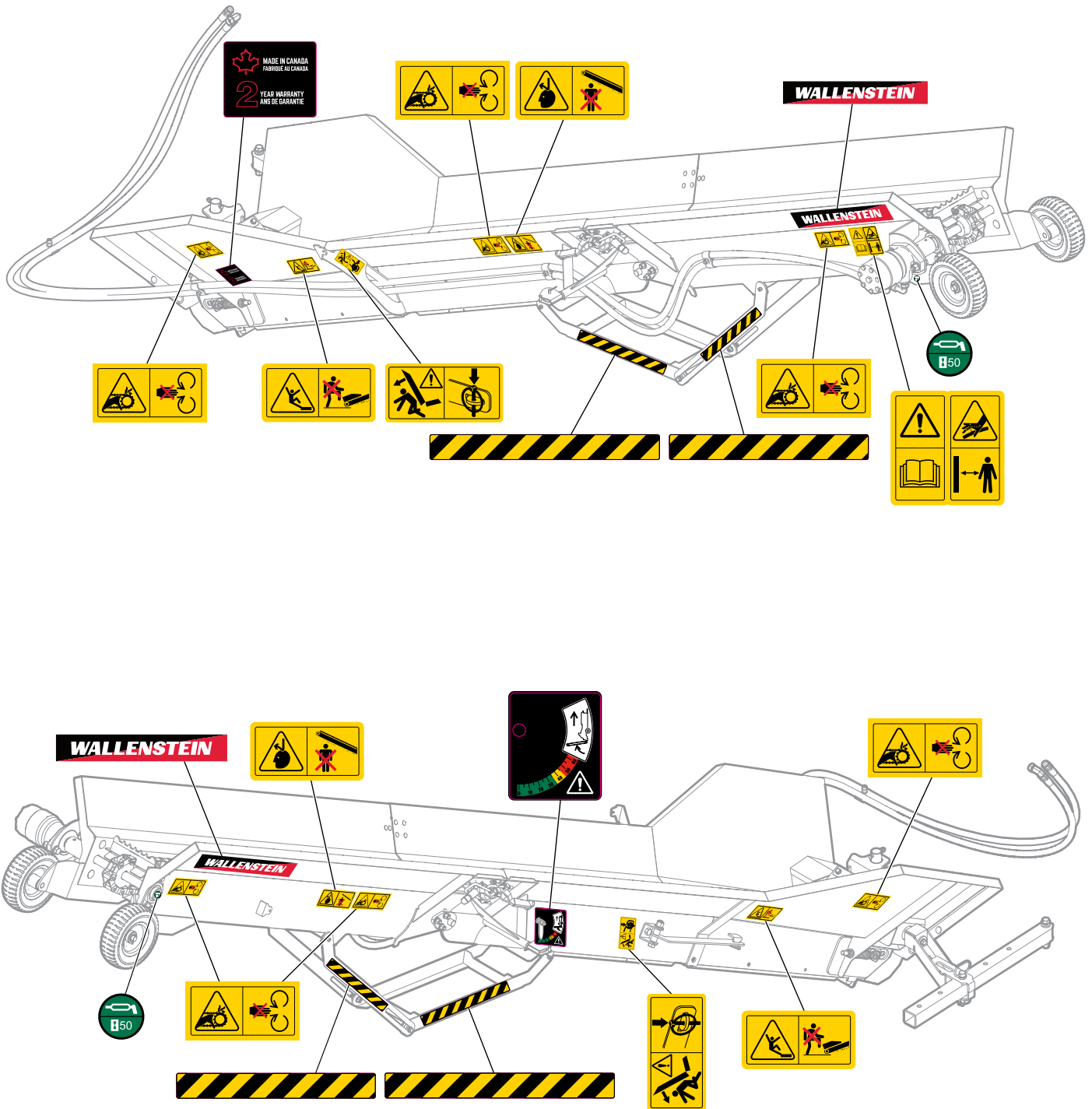


Decal Layout - Firewood Processor



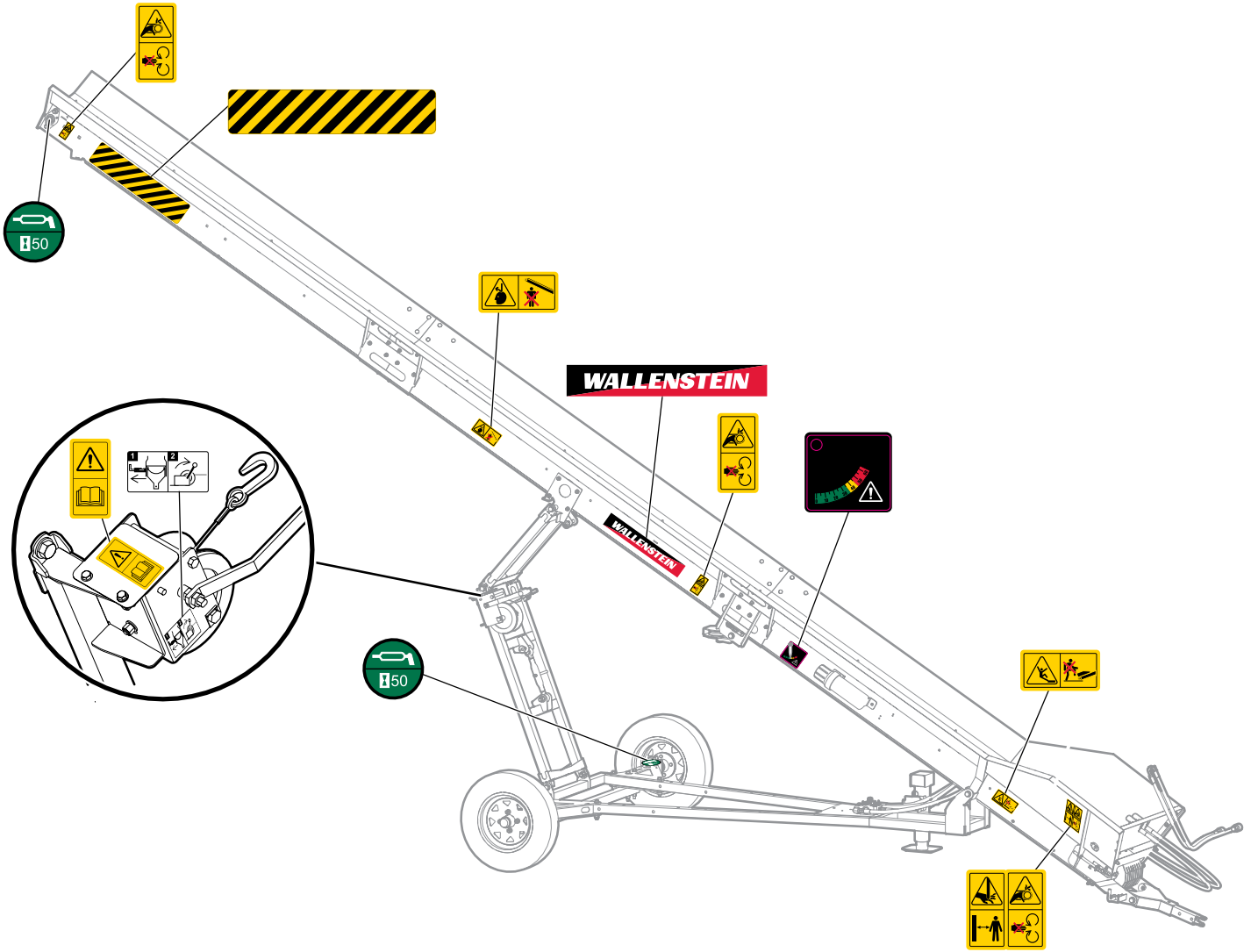
Decal Layout - 12' Conveyor

NOTE:
This equipment is optional.



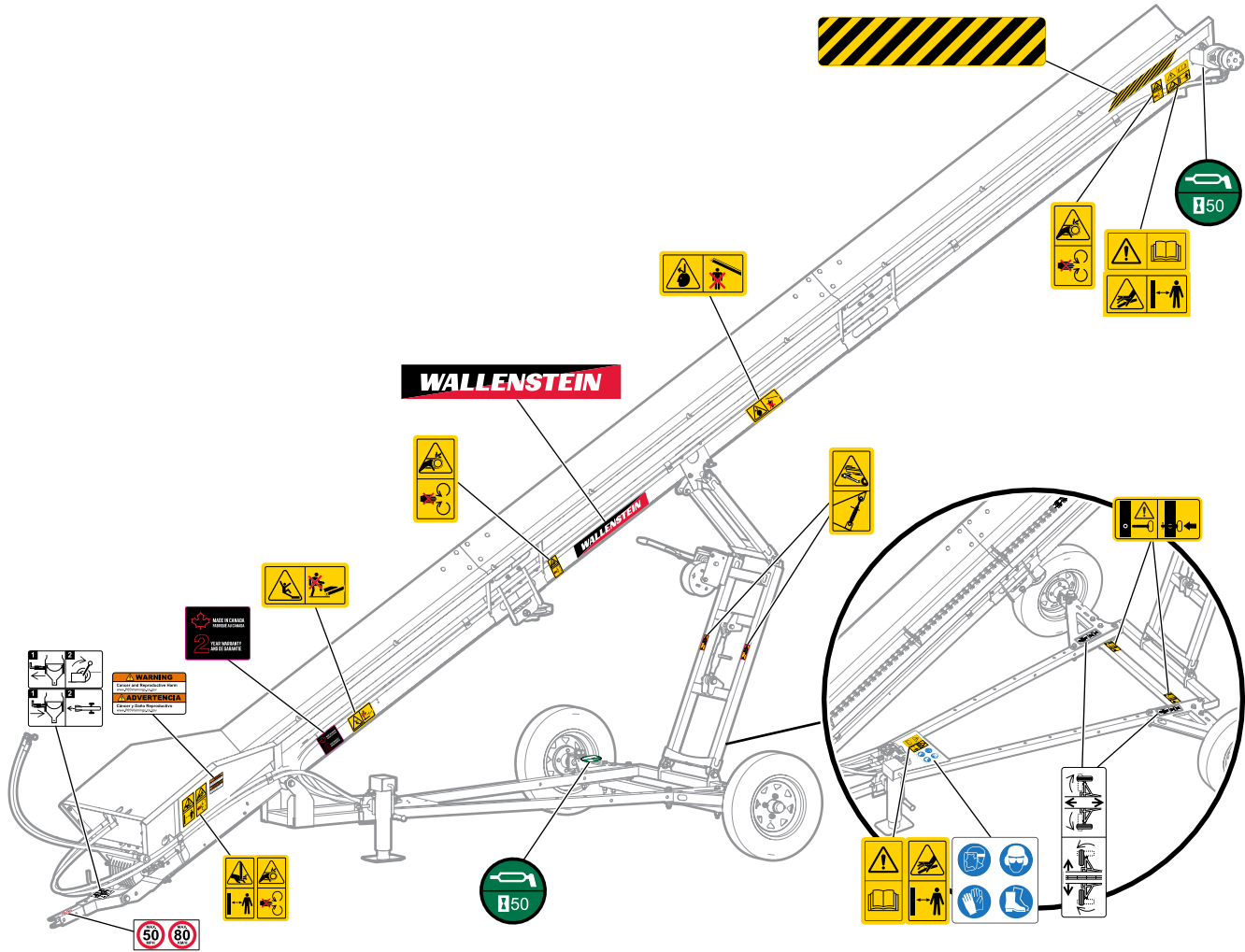
Decal Layout - 24' Conveyor

NOTE:
This equipment is optional.



Decal Layout - 24' Conveyor

NOTE:
This equipment is optional.




Common Bolt Torque Values

Checking Bolt Torque

The tables shown give correct torque values for various bolts and capscrews. Tighten all bolts to the torque values specified in the table, unless indicated otherwise. Check tightness of bolts periodically.

IMPORTANT! If replacing hardware, use fasteners of the same grade.

IMPORTANT! Torque figures indicated in the table are for non-greased or non-oiled threads. Do not grease or oil threads unless indicated otherwise. When using a thread locker, increase torque values by 5%.

 **NOTE:** Bolt grades are identified by their head markings.

Imperial Bolt Torque Specifications

Bolt Diameter	Torque Value					
	SAE Gr. 2		SAE Gr. 5		SAE Gr. 8	
	lbf·ft	N·m	lbf·ft	N·m	lbf·ft	N·m
1/4"	6	8	9	12	12	17
5/16"	10	13	19	25	27	36
3/8"	20	27	33	45	45	63
7/16"	30	41	53	72	75	100
1/2"	45	61	80	110	115	155
9/16"	60	95	115	155	165	220
5/8"	95	128	160	215	220	305
3/4"	165	225	290	390	400	540
7/8"	170	230	420	570	650	880
1"	225	345	630	850	970	1320



Metric Bolt Torque Specifications

Bolt Diameter	Torque Value			
	Gr. 8.8		Gr. 10.9	
	lbf·ft	N·m	lbf·ft	N·m
M3	0.4	0.5	1.3	1.8
M4	2.2	3	3.3	4.5
M6	7	10	11	15
M8	18	25	26	35
M10	37	50	52	70
M12	66	90	92	125
M14	83	112	116	158
M16	166	225	229	310
M20	321	435	450	610
M30	1,103	1 495	1,550	2 100



Hydraulic Fitting Torque Values

Tightening Flare Type Tube Fittings

1. Check flare and flare seat for defects that might cause leakage.
2. Align tube with fitting before tightening.
3. Hand-tighten swivel nut until snug.
4. To prevent twisting the tube, use two wrenches. Place one wrench on the connector body and tighten the swivel nut with the second. Torque to values shown.

If a torque wrench is not available, use the FFFT (Flats From Finger Tight) method.

Hydraulic Fitting Torque					
Tube Size OD	Hex Size Across Flats	Torque value		Flats From Finger Tight	
		lbf•ft	N•m	Flats	Turns
Inches	Inches				
3/16	7/16	6	8	2	1/6
1/4	9/16	11–12	15–17	2	1/6
5/16	5/8	14–16	19–22	2	1/6
3/8	11/16	20–22	27–30	1-1/4	1/6
1/2	7/8	44–48	59–65	1	1/6
5/8	1	50–58	68–79	1	1/6
3/4	1-1/4	79–88	107–119	1	1/8
1	1-5/8	117–125	158–170	1	1/8

Values shown are for non-lubricated connections.

Wheel Lug Torque

It is extremely important safety procedure to apply and maintain proper wheel mounting torque on your trailer axle. Torque wrenches are the best method to assure the proper amount of torque is being applied to a fastener.

Wheel lugs should be torqued before first road use and after each wheel removal. Check and re torque after the first 10 miles (16 km), 25 miles (40 km), and again at 50 miles (80 km). Check periodically thereafter.

NOTE: *Wheel lugs must be applied and maintained at the proper torque levels to prevent loose wheels, broken studs, and possible dangerous separation of wheels from your axle.*

- Start all lugs by hand to prevent cross threading.
- Tighten lugs in sequence, per wheel lug torque sequence chart.
- The tightening of the fasteners should be done in stages. Following the recommended sequence, tighten fasteners per wheel torque requirements chart.

Wheel Lug Nut Torque				
Wheel Size	Units	1st Stage	2nd Stage	3rd Stage
8"	lbf•ft	12–20	30–35	45–55
	N•m	16–26	39–45.5	58.5–71.5
12"	lbf•ft	20–25	35–40	50–60
	N•m	26–32.5	45.5–52	65–78
13"	lbf•ft	20–25	35–40	50–60
	N•m	26–32.5	45.5–52	65–78
14"	lbf•ft	20–25	50–60	90–120
	N•m	26–32.5	65–78	117–156
15"	lbf•ft	20–25	50–60	90–120
	N•m	26–32.5	65–78	117–156
16"	lbf•ft	20–25	50–60	90–120
	N•m	26–32.5	65–78	117–156

Wheel Lug Torque Pattern

