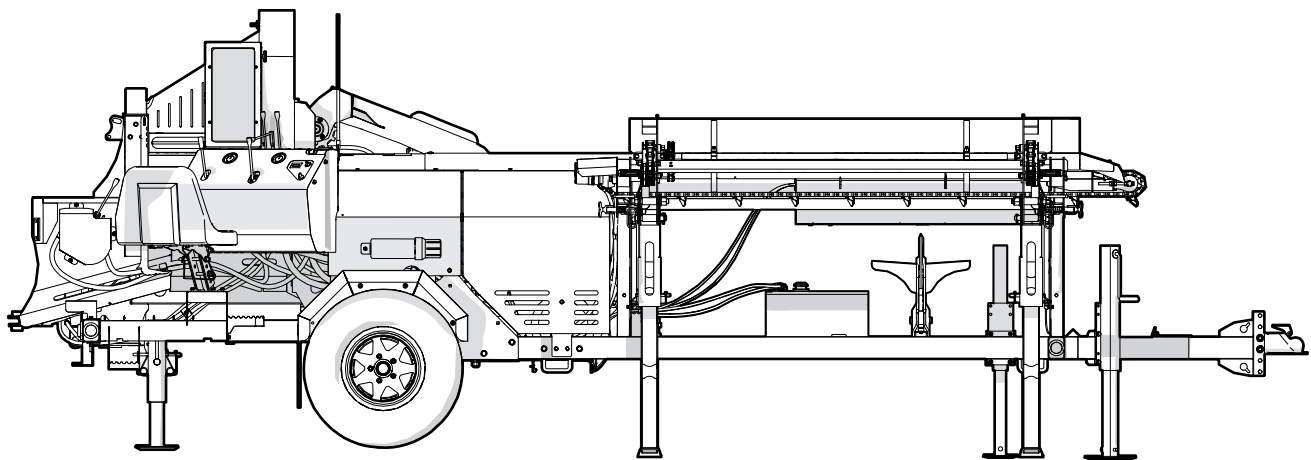


PARTS MANUAL

Serial number 1102664 and up

WP1624 / WP1624-12 / WP1624-24 Firewood Processor



Revision D May-2024

Part Number: 2250T005

WALLENSTEIN

Table of Contents

Introduction	3	Lights and Wire Harness	41
Model and Serial Number Location.....	3	Seat Assembly	42
Fuel Tank Assembly	4	Drive Clamp Accessory	43
Hydraulic Tank Assembly.....	5	12' Conveyor - Accessory Main Parts	44
Engine and Hydraulic Pump	6	12' Stacking Conveyor - Upper and Lower Troughs	45
Chassis Assembly.....	7	12' Stacking Conveyor - Swivel Assembly.....	46
Fender and Axle Assembly	8	12' Stacking Conveyor - Valve and Hydraulics As- sembly.....	47
Splitter Assembly – Right Side	9	12' Stacking Conveyor - Drive Assembly.....	48
Splitter Assembly – Right Side Table Callout	10	24' Conveyor - Main Parts.....	49
Hydraulic System – Splitter	11	24' Conveyor - Trailer Assembly Detail	50
Infeed Conveyor – Right Side.....	12	24' Stacking Conveyor - Folding Frame.....	51
Chainsaw Shield Assembly	13	24' Conveyor - Upper and Middle Trough Detail ...	52
Hydraulic Chainsaw Assembly.....	14	24' Conveyor - Lower Trough Right Side	53
Infeed Conveyor – Left Side	15	24' Conveyor - Lower Trough Left Side.....	54
High or Low Valve	16	24' Conveyor - Hydraulic Plumbing Diagram	55
Hydraulic Valve Manifold Assembly.....	17	24' Conveyor - Idler Sprocket Detail	56
Toolbox Lid and Battery	18	24' Conveyor - Idler Sprocket Detail	57
Top Roller.....	19	Label Locations	58
Infeed Drive	20	Label Locations	59
Idler Sprocket.....	21	Label Locations	60
Log Deck Driver Shaft Detail	22	Label Locations - Operator Control Panel	61
Log Deck Hydraulic Motor and Shaft	23	Label Locations - Grease Points	62
Log Deck Assembly	24	Accessories	63
Log Deck Assembly Callout Table.....	25	Accessories	64
Block Dropper	26	Bolt Torque	65
Splitter Assembly – Left Side.....	27	Hydraulic Fitting Torque.....	66
Operator Control Panel Cover	28	Lug Nut Torque	66
Operator Control Panel Valves	29		
Operator Control Panel Valves – Continued	30		
Ball Valve	31		
Hydraulic Valve Manifold System.....	32		
Hydraulic System – Engine	33		
Hydraulic System – Top Roller Cylinder	34		
Hydraulic System – Wedge	35		
Hydraulic System – Infeed-Conveyor Motor.....	36		
Hydraulic System – Log Deck.....	37		
Hydraulic System – Hydraulic Chainsaw	38		
Oil Tanks and Pump	39		
Hydraulic System Guard.....	40		

Introduction

! WARNING!

For safety, operation, and maintenance information, see the Operator's Manual for your product.

Only qualified people are approved to maintain the machine.

! WARNING!

Replace all safety labels that are missing, damaged, or illegible. If a component is replaced and it has a safety label on it, apply a safety label to the new component. If a person operates a machine with missing, damaged, or illegible safety labels it puts them at risk of serious injury or death.

W100

This document provides information about the original equipment manufacturer (OEM) components (parts). Always replace a part with the correct OEM part. For service, support, or to order parts, contact your local Wallenstein Equipment dealer or distributor.

Always provide the model and serial number of your Wallenstein product when you order parts, or request service or other information. The model and serial number location is shown in the following illustration.

Record the model and serial number of your product here:

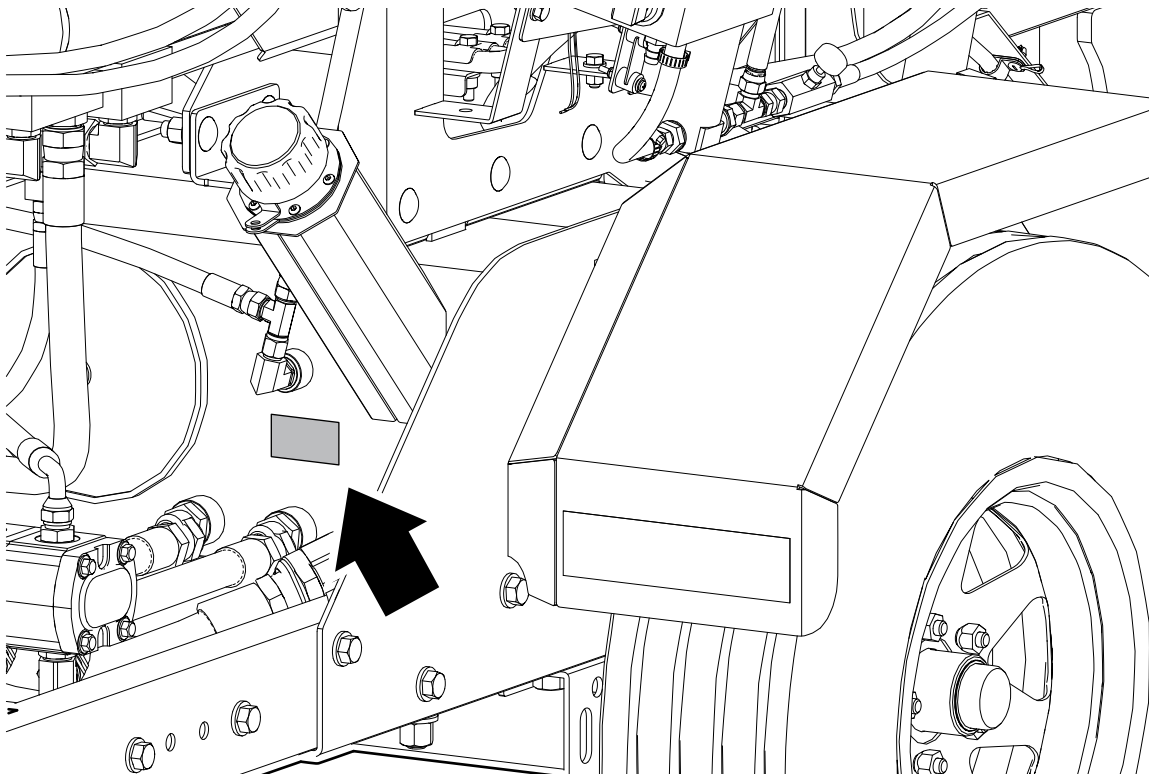
Model	
Serial Number	

The information contained in this document was current at the revision date noted on the bottom of each page. Wallenstein Equipment reserves the right to change product specifications at any time without notice. If your product specifications are different from the information in this document, contact your local dealer or distributor. To find a local dealer or distributor, go to WallensteinEquipment.com and select **Dealer Locator** at the bottom of the page.

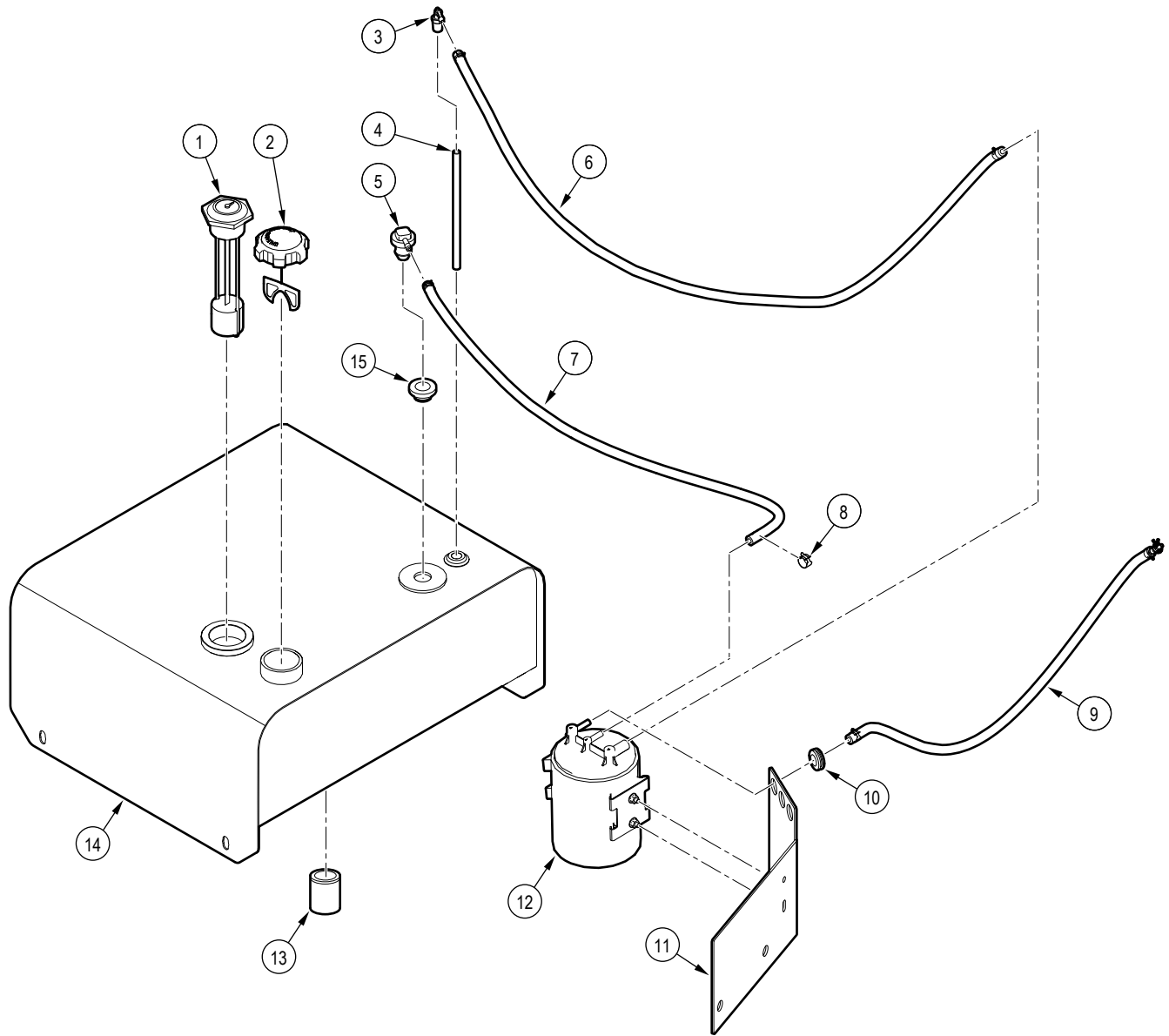
Wallenstein Equipment Inc. • © 2024. All rights reserved.

No part of this work may be copied, reproduced, replaced, distributed, published, displayed, modified, or transferred in any form or by any means except with the prior permission of Wallenstein Equipment Inc.

Model and Serial Number Location



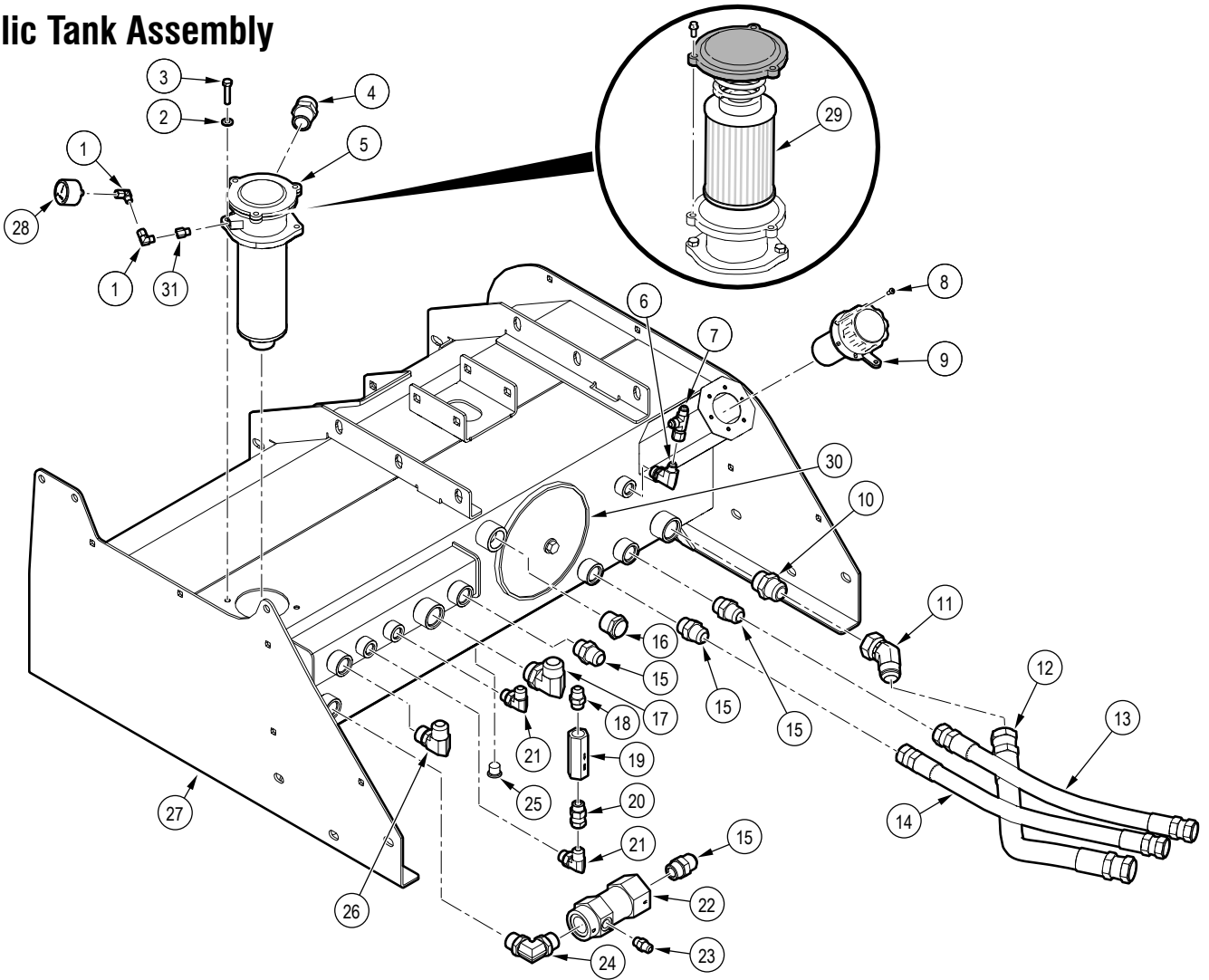
Fuel Tank Assembly



Item	Part number	Description	Quantity
1	Z93121	Fuel Gauge Thread Mount x 6-1/2"	1
2	Z93108	EPA Ratchet Fuel Cap, Unleaded Fuel Unvented with Tether	1
3	Z93312	Plastic Elbow 90, MP x HB 0404	1
4	1052S501	Fuel Pickup Tube	1
5	Z93110	EPA Remote Vent, HB04	1
6	2250F213	EPA Fuel Line, 1/4" ID x 45"	1
7	2250F230	EPA Fuel Line, 1/4" ID x 31"	1

Item	Part number	Description	Quantity
8	Z93320	Fuel Line Clip, 1/2" OD Hose	6
9	2250F229	EPA Fuel Line, 1/4" ID x 31"	1
10	Z62823	Rubber Grommet, 5/8" x 1/8"	1
11	2250L440	Carbon Cannister Mount	1
12	Z93308	EPA Carbon Canister, 1200 cc	1
13	Z51192	Socket Plug, MP 08	1
14	2250W103	Weldment, 9gal Fuel Tank x Threaded Gauge	1
15	Z93111	Vent Grommet For Z93110	1

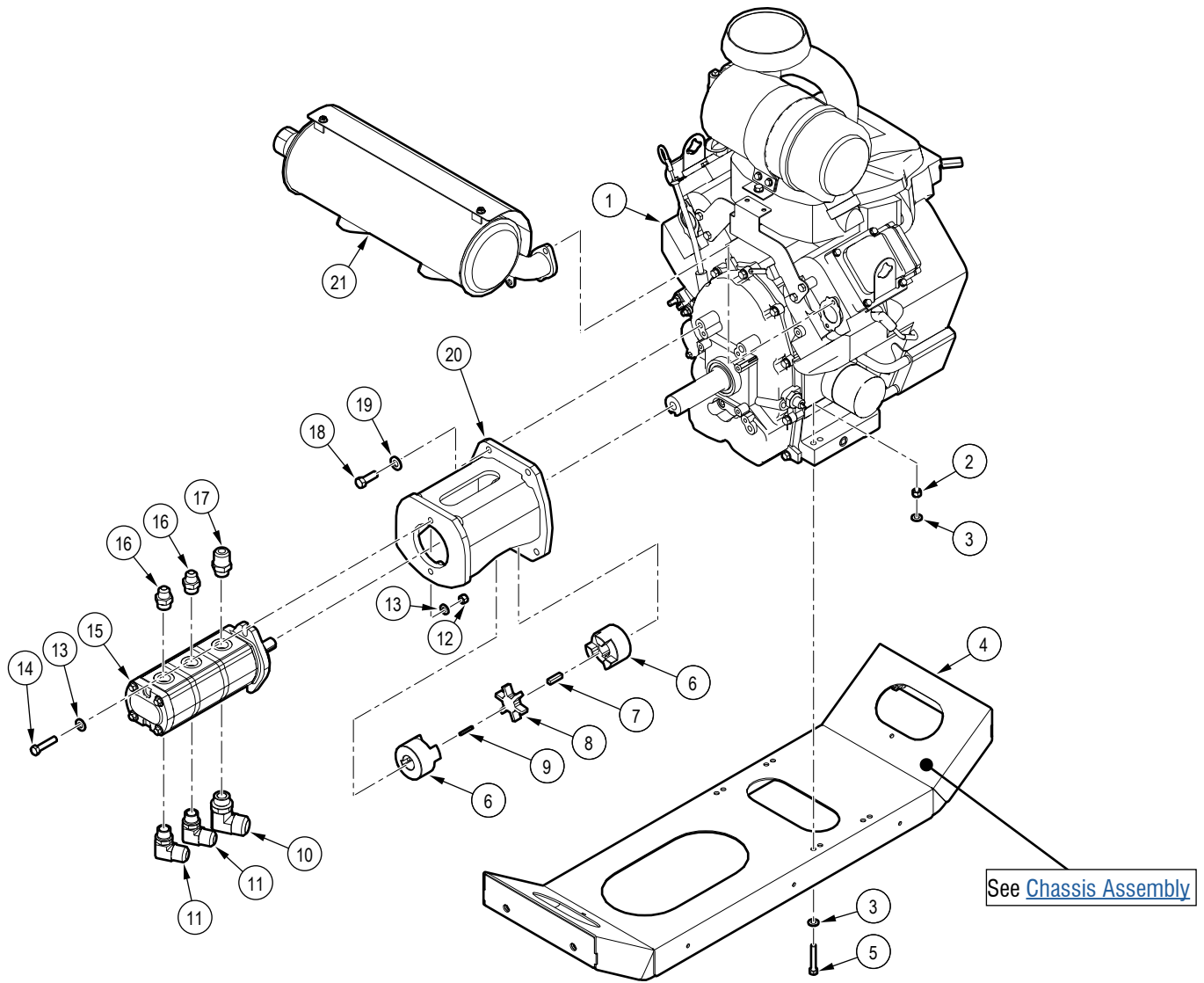
Hydraulic Tank Assembly



Item	Part number	Description	Quantity
1	Z29307	Elbow 90 Grease Fitting, MP x FPX 0202	2
2	Z73122G8	SAE Washer, 5/16" Grade 8	2
3	Z71215	Hex Bolt, 5/16NC x 1-1/2"	2
4	Z514405	Straight, MJIC x MP 1616	1
5	Z55202	Tank Mounted Return Filter Long, FP12	1
6	Z51655	Elbow 90, MJIC x MORB 0608	1
7	Z51592	Tee, MJIC x FJICX x MJIC 060606	1
8	Z75326	BHCS, 10NF x 1/2"	6
9	Z55403	Filler Breather Cap x 400um Locking	1
10	Z516416	Straight, MJIC x MORB 1616	1
11	Z515601	45, MJIC x FJICX 1616	1
12	2250F203	1" Hose, FJICX16 x FJICX16 x 17"	1
13	2250F202	3/4" Suction Hose, FJIC12 x FJIC12 x 17.5"	1
14	2250F201	3/4" Suction Hose, FJIC12 x FJIC12 x 17.5"	1

Item	Part number	Description	Quantity
15	Z516414	Straight, MJIC x MORB 1212	4
16	Z55901	Site Glass, MP16	1
17	Z516504	Elbow 90, MJIC x MORB 1616	1
18	Z51643	Straight, MJIC x MORB 0808	1
19	Z56109	Check Valve, ORB08 x 72psi	1
20	Z51762	Straight, MORB x FJICX 0808	1
21	Z51653	Elbow 90, MJIC x MORB 0808	2
22	Z56408	Dump Valve	1
23	Z51641	Straight, MJIC x MORB 0606	1
24	Z51792	Elbow 90, MORB x MORB 1212	1
25	Z51693	Socket Plug, MORB 08	2
26	Z516501	Elbow 90, MJIC x MORB 1212	1
27	2250W101	Weldment, Hydraulic Tank	1
28	Z55910	Filter Indicator, MP02	1
29	Y00006	Replacement Filter	1
30	Z55911	Cover, Cleanout x 8"	1
31	Z51954	Straight, MBSPP x FP 0202	1

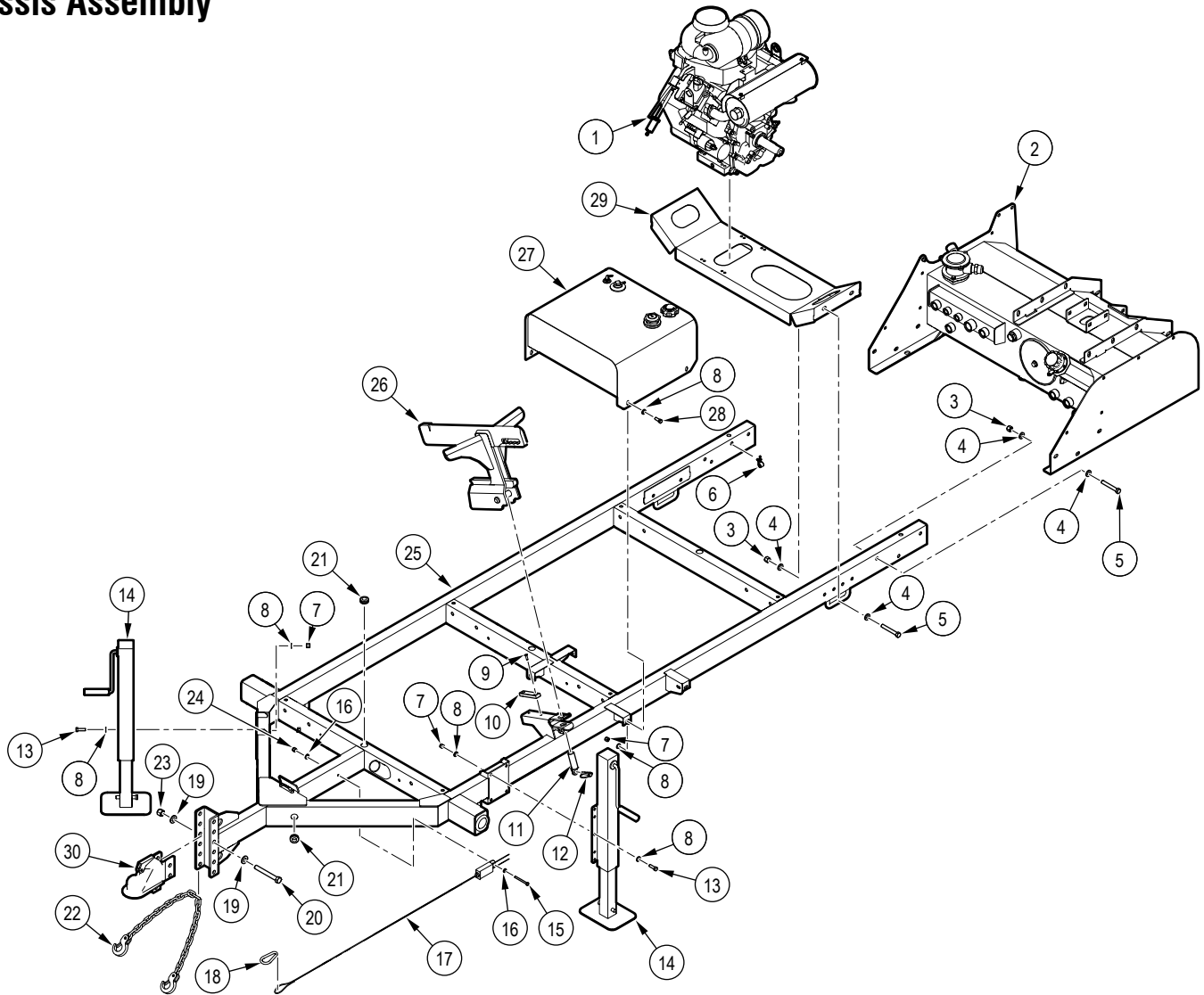
Engine and Hydraulic Pump



Item	Part number	Description	Quantity
1	Z47756	Vanguard 40hp (993 cc) EFI E-Start	1
2	Z72221	Hex Lock Nut, 5/16NC	4
3	Z73122G8	SAE Washer, 5/16" Grade 8	8
4	2250L403	Plate, Engine Mount	1
5	Z71220	Hex Bolt, 5/16NC x 2"	4
6	Z46446	Shaft Coupling, L110 x 1-7/16	2
7	Z46554	Key, 3/8" x 3/8" x 1-1/2"	1
8	Z46403	Spider, L110	1
9	Z46523	Key, 3/16" x 3/16" x 1-1/2"	1
10	Z516503	Elbow 90, MJIC x MORB 1612	1
11	Z51654	Elbow 90, MJIC x MORB 1210	2
12	Z72231	Hex Lock Nut, 3/8NC	2

Item	Part number	Description	Quantity
13	Z73131G8	SAE Washer, 3/8" Grade 8	4
14	Z71317	Hex Bolt, 3/8NC x 1-3/4"	2
15	Z53120	Triple Gear Pump, Series 20 x .89CIR + 0.50CIR + 0.30CIR	1
16	Z46447	Coupling, L110 x 1-7/16" Key 3/8" x 3/16"	2
17	Z516415	Straight, MJIC x MORB 1210	1
18	Z71412	Hex Bolt, 7/16NC x 1-1/4"	4
19	Z73142G8	SAE Washer, 7/16" Grade 8	4
20	2250W092	Pump Mount	1
21	Z47767	EFI Muffer, Vanguard 40hp Starter Side	1

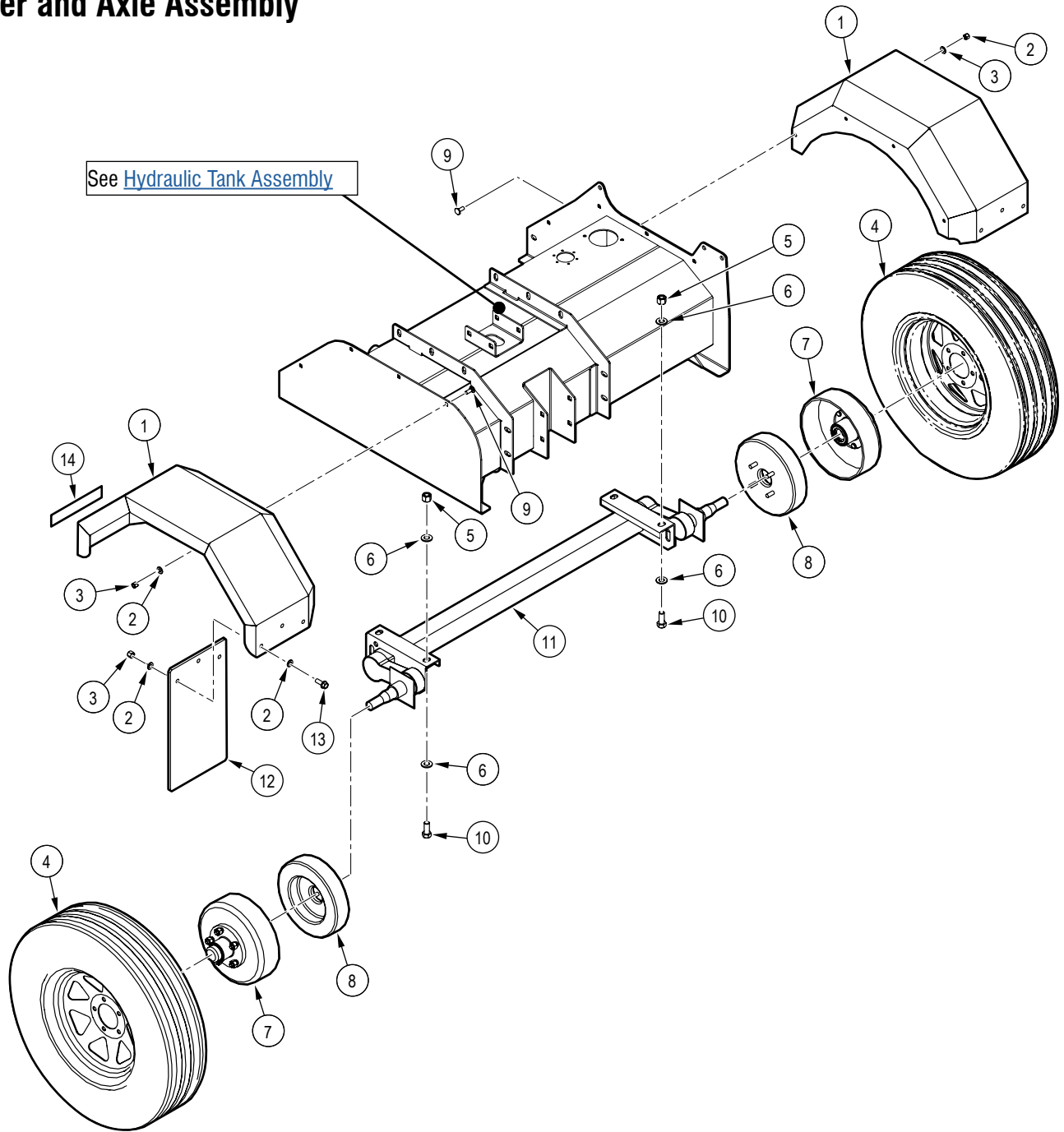
Chassis Assembly



Item	Part number	Description	Quantity
1	Z47756	Vanguard 40hp (993 cc) EFI E-Start	1
2	2250A072	Assembly, Hydraulic Tank with Cleanout	1
3	Z72251	Hex Lock Nut, 1/2NC	8
4	Z73151G8	SAE Washer, 1/2" Grade 8	16
5	Z71535	Hex Bolt, 1/2NC x 3-1/2"	8
6	Z62828	Cable Clamp, P-Type Push In 1/2"	2
7	Z72231	Hex Lock Nut, 3/8NC	12
8	Z73131G8	SAE Washer, 3/8" Grade 8	18
9	Z75211	FHCS, 1/4NC x 7/8"	2
10	1022S208	Rotor Hood Slide	1
11	2250W057	Weldment, Wedge Quick Change	1
12	Z12140	Lynch Pin, 7/16"	1
13	Z71312	Hex Bolt, 3/8NC x 1-1/4"	8
14	1082W503	Jack Weldment for 1082A502	2
15	Z71127	Hex Bolt, 1/4NC x 2-3/4"	1

Item	Part number	Description	Quantity
16	Z73111G8	SAE Washer, 1/4" Grade 8	2
17	Z91713	Breakaway Safety Switch	1
18	Z92303	Safety Snap, 3-5/8" x 293lbs	1
19	Z73161G8	SAE Washer, 5/8" Grade 8	4
20	Z71650	Hex Bolt, 5/8NC x 5"	2
21	Z62822	Rubber Grommet, 3/4" x 1/4"	2
22	Z92309	Safety Chain, 5/16" Gr70 x 5ft x 16,000lbs x Two Hooks	1
23	Z72261	Hex Lock Nut, 5/8NC	2
24	Z72211	Hex Lock Nut, 1/4NC	1
25	2250W012	Weldment, Chassis	1
26	2250W056	Weldment, 4-Way Adjustable Wedge	1
27	2250A057	Assembly, Fuel Tank	1
28	Z71310	Hex Bolt, 3/8NC x 1"	4
29	2250W091	Engine Mounting	1
30	Z91615	Hitch Coupler, 2" Ball x Ladder x 6000lbs	1

Fender and Axle Assembly

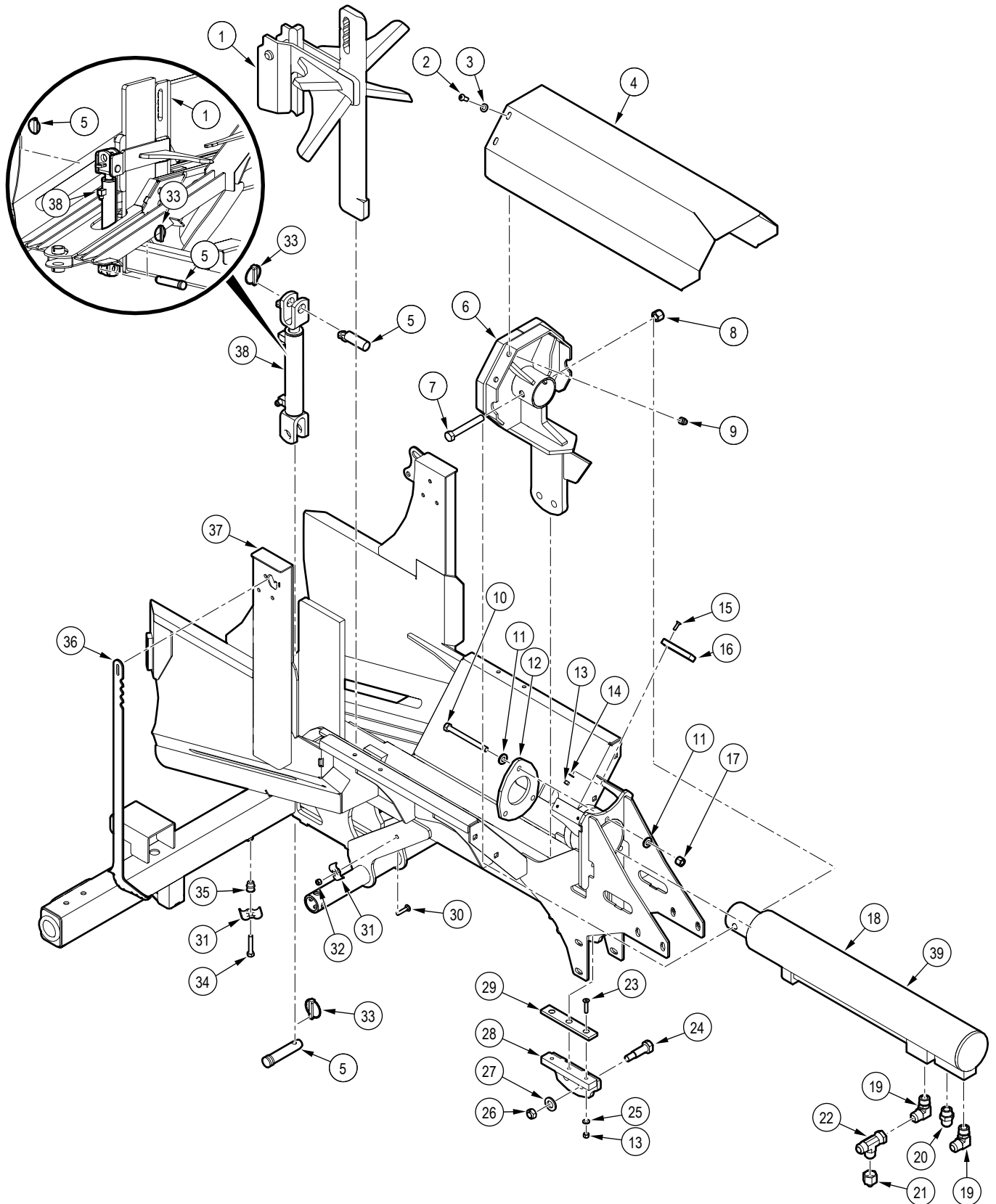


Item	Part number	Description	Quantity
1	2250L129	Fender	2
2	Z72231	Hex Lock Nut, 3/8NC	16
3	Z73131G8	SAE Washer, 3/8" Grade 8	12
4	Z91333	ST225/75R15 LRE Radial Trail 5on4-1/2"	2
5	Z72261	Hex Lock Nut, 5/8NC	4
6	Z73161G8	SAE Washer, 5/8" Grade 8	8
7	Z91705	Brake Drum, 10" x 1750lbs 5on4-1/2" Complete	2
8	Z91719	Electric Brake, 10" x 2-1/4" x 1750lbs RH	2

Item	Part number	Description	Quantity
9	Z76231	Carriage Bolt, 3/8NC x 1"	6
10	Z71615	Hex Bolt, 5/8NC x 1-1/2"	4
11	Z91132	10F Full Flex Axle, 4000lbs x 56" HF With Electric Brakes Axle Only	1
12	2250S060	Nylon Reinforced Rubber	2
13	Z71312	Hex Bolt, 3/8NC x 1-1/4"	6
14	2250F103	White Reflective Tape, 2" x 8"	2

Splitter Assembly – Right Side

See [“Splitter Assembly – Right Side Table Callout”](#) on page 10

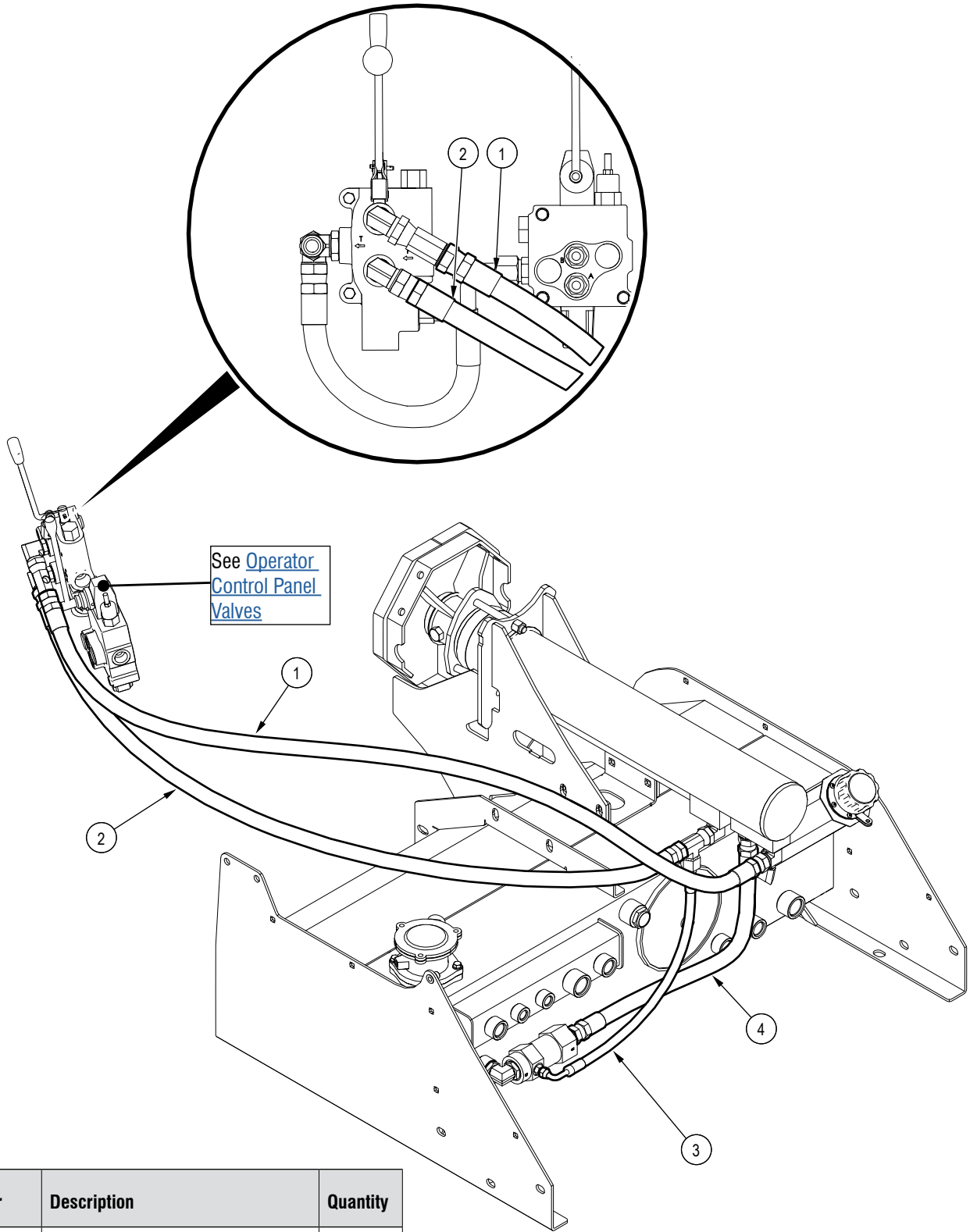


Splitter Assembly – Right Side Table Callout

Item	Part number	Description	Quantity
1	2250W009	Weldment, 6-Way Adjustable Wedge	1
2	Z75362	BHCS, 3/8NC x 1"	4
3	Z73131G8	SAE Washer, 3/8" Grade 8	4
4	2250L390	Cover, Splitter	1
5	2250W057	Weldment, Wedge Quick Change	2
6	2250W098	Sliding Pushblock, WP1624	1
7	Z71645	Hex Bolt, 5/8NC x 4-1/2"	1
8	Z72261	Hex Lock Nut, 5/8NC	1
9	Z72959	Rivet Nut, 3/8NC x 312	4
10	Z71555	Hex Bolt, 1/2NC x 5-1/2"	3
11	Z73151G8	SAE Washer, 1/2" Grade 8	6
12	2250L118	Plate, Cylinder Clamp	1
13	Z72211	Hex Lock Nut, 1/4NC	10
14	Z73111G8	SAE Washer, 1/4" Grade 8	4
15	Z75211	FHCS, 1/4NC x 7/8"	4
16	1022S208	Rotor Hood Slide	2
17	Z72251	Hex Lock Nut, 1/2NC	3
18	2250C005	Cylinder, 4" x 26" Stroke	1
19	Z516501	Elbow 90, MJIC x MORB 1212	2
20	Z516414	Straight, MJIC x MORB 1212	1

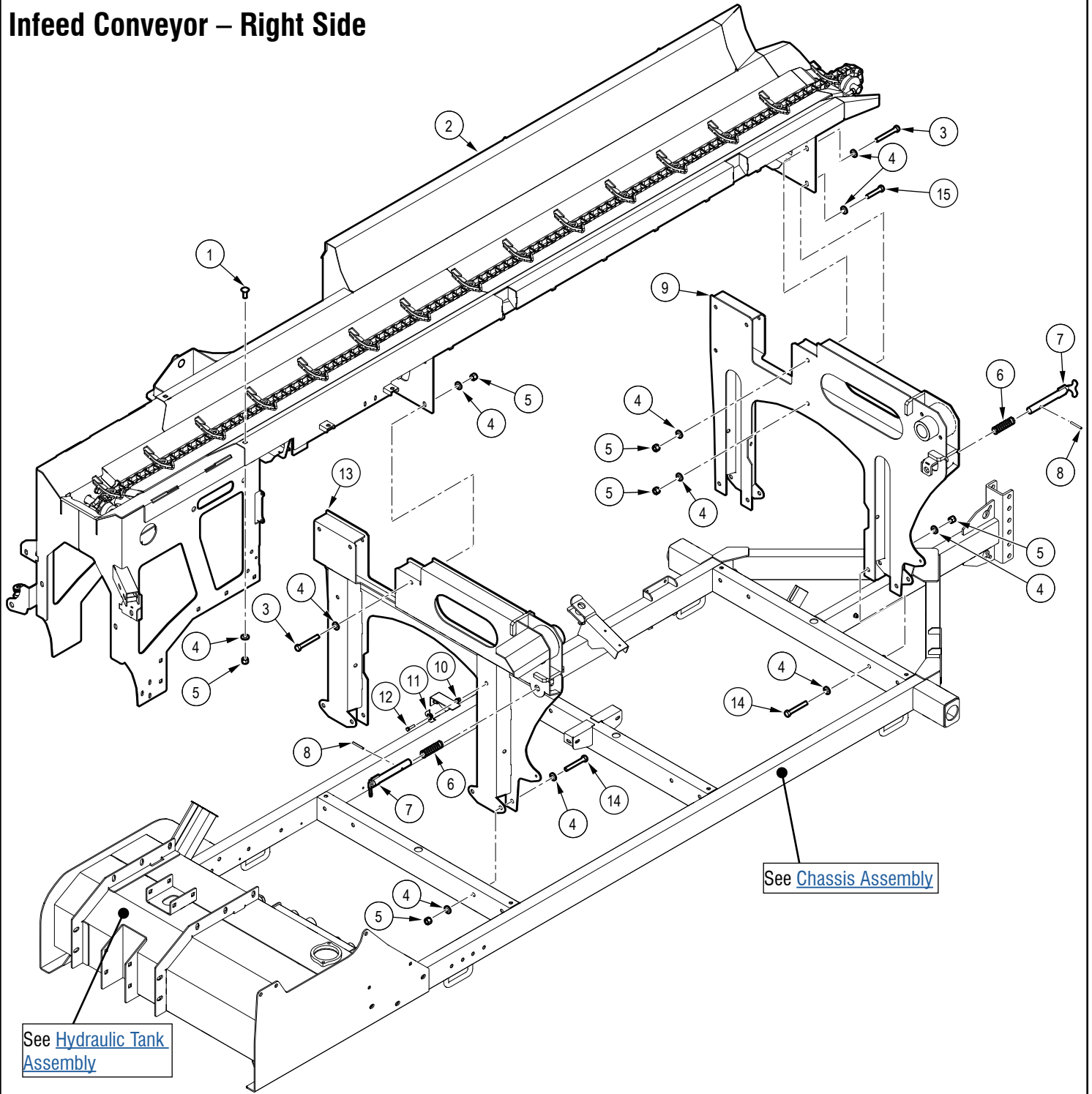
Item	Part number	Description	Quantity
21	Z514909	Straight, FJIC x MJIC 1206	1
22	Z51597	Tee, MJIC x FJIC x MJIC 121212	1
23	Z75224	FHCS, 5/16NC x 1-1/2"	6
24	2250M083	Pin, Lower Slide x 3/4"	4
25	Z73122G8	SAE Washer, 5/16" Grade 8	6
26	Z72266	Hex Top-lock Nut, 5/8NF	4
27	Z73171G8	SAE Washer, 3/4" Grade 8	4
28	2250W097	Weldment, Lower Slide	2
29	2250S017	Tuffcast Wear Plate, Pushblock	2
30	Z76224	Carriage Bolt, 5/16NC x 1-1/2"	1
31	2250L286	Hose Clamp, 2 x 3/8"	2
32	Z72221	Hex Lock Nut, 5/16NC	1
33	Z12140	Lynch Pin, 7/16"	2
34	Z71217	Hex Bolt, 5/16NC x 1-3/4"	1
35	Z72957	Rivet Nut, 5/16NC x 312	1
36	2250L223	Hookaroon, 30"	1
37	2250W001	Weldment, Cylinder Bed	1
38	2250C2002	Cylinder, 1-1/2" x 1" x 7.5"	1
39	SLK-4030	Seal Kit (not shown)	1

Hydraulic System – Splitter



Item	Part number	Description	Quantity
1	2250F013	3/4" Hose, FJIC12 x FJIC12 x 62"	1
2	2250F065	3/4" Hose, FJIC12 x FJIC12 x 56"	1
3	2250F066	3/8" Hose, FJIC06 x 90FJIC06 x 21-1/2"	1
4	2250F063	3/4" Hose, FJIC12 x FJIC12 x 23.5"	1

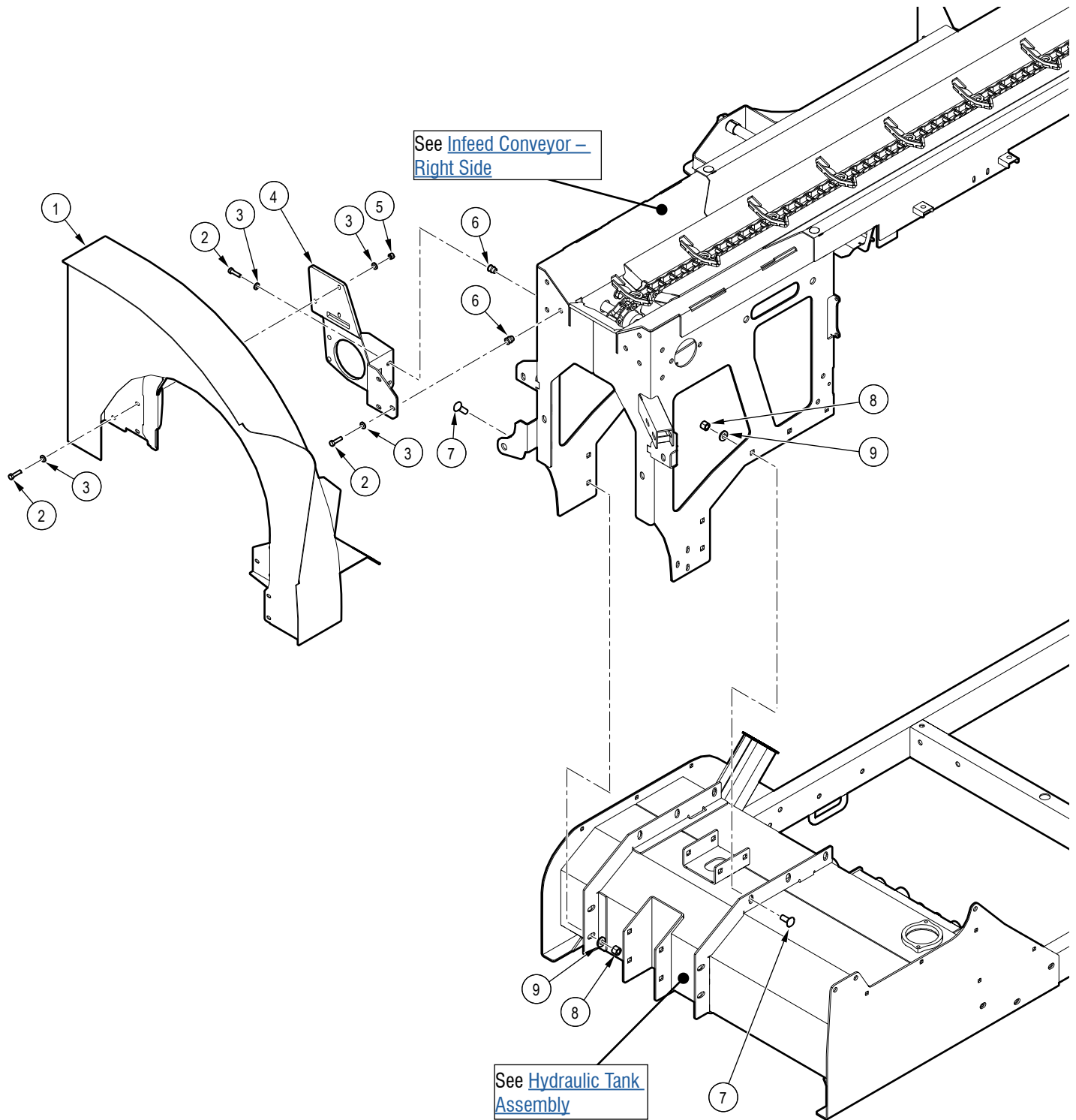
Infeed Conveyor – Right Side



Item	Part number	Description	Quantity
1	Z76259	Carriage Bolt, 1/2NC x 1-1/4"	2
2	2250W089	Infeed Trough	1
3	Z71537	Hex Bolt, 1/2NC x 3-3/4"	6
4	Z73151G8	SAE Washer, 1/2" Grade 8	38
5	Z72251	Hex Lock Nut, 1/2NC	20
6	Z32307	Comp Spring, 1.100" OD x 3-1/2" x 0.080"	2
7	2251W040	Locking Pin, Tongue	2
8	Z14173	Roll Pin, 1/4" x 2"	2

Item	Part number	Description	Quantity
9	2250W062	Infeed Support, Front	1
10	Z72956	Rivet Nut, 5/16NC x 150	1
11	2250L286	Hose Clamp, 2 x 3/8"	1
12	Z71212	Hex Bolt, 5/16NC x 1-1/4"	1
13	2250W063	Infeed Support, Rear	1
14	Z71535	Hex Bolt, 1/2NC x 3-1/2"	8
15	Z71516	Hex Bolt, 1/2NC x 1-5/8"	4
16	2250W064	Bucking, Frame	1v

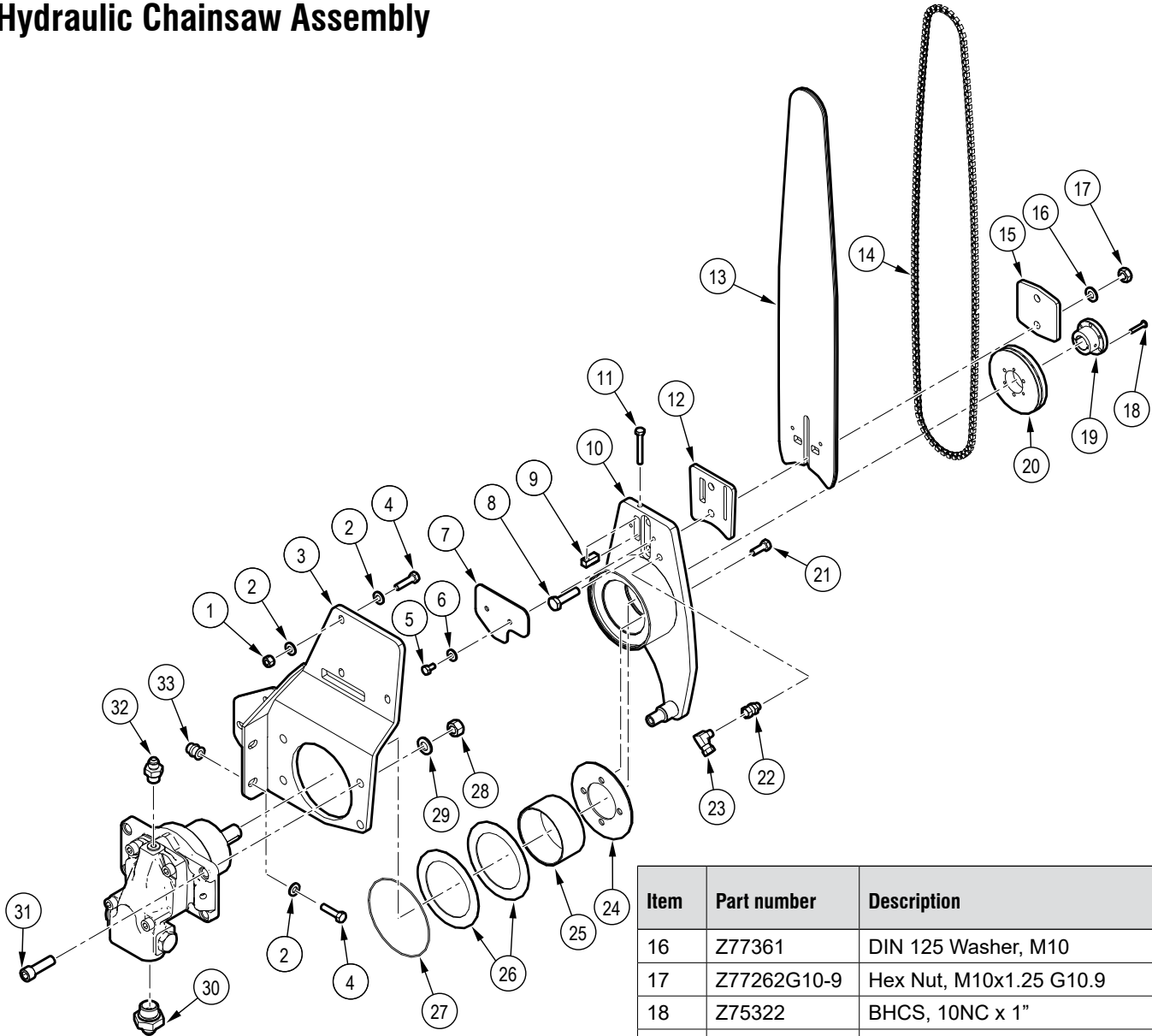
Chainsaw Shield Assembly



Item	Part number	Description	Quantity
1	2250W014	Weldment, Saw Shield	1
2	Z71212	Hex Bolt, 5/16NC x 1-1/4"	10
3	Z73122G8	SAE Washer, 5/16" Grade 8	14
4	2250W067	Saw Mount	1
5	Z72221	Hex Lock Nut, 5/16NC	3

Item	Part number	Description	Quantity
6	Z72957	Rivet Nut, 5/16NC x 312	10
7	Z76259	Carriage Bolt, 1/2NC x 1-1/4"	10
8	Z72251	Hex Lock Nut, 1/2NC	10
9	Z73151G8	SAE Washer, 1/2" Grade 8	10

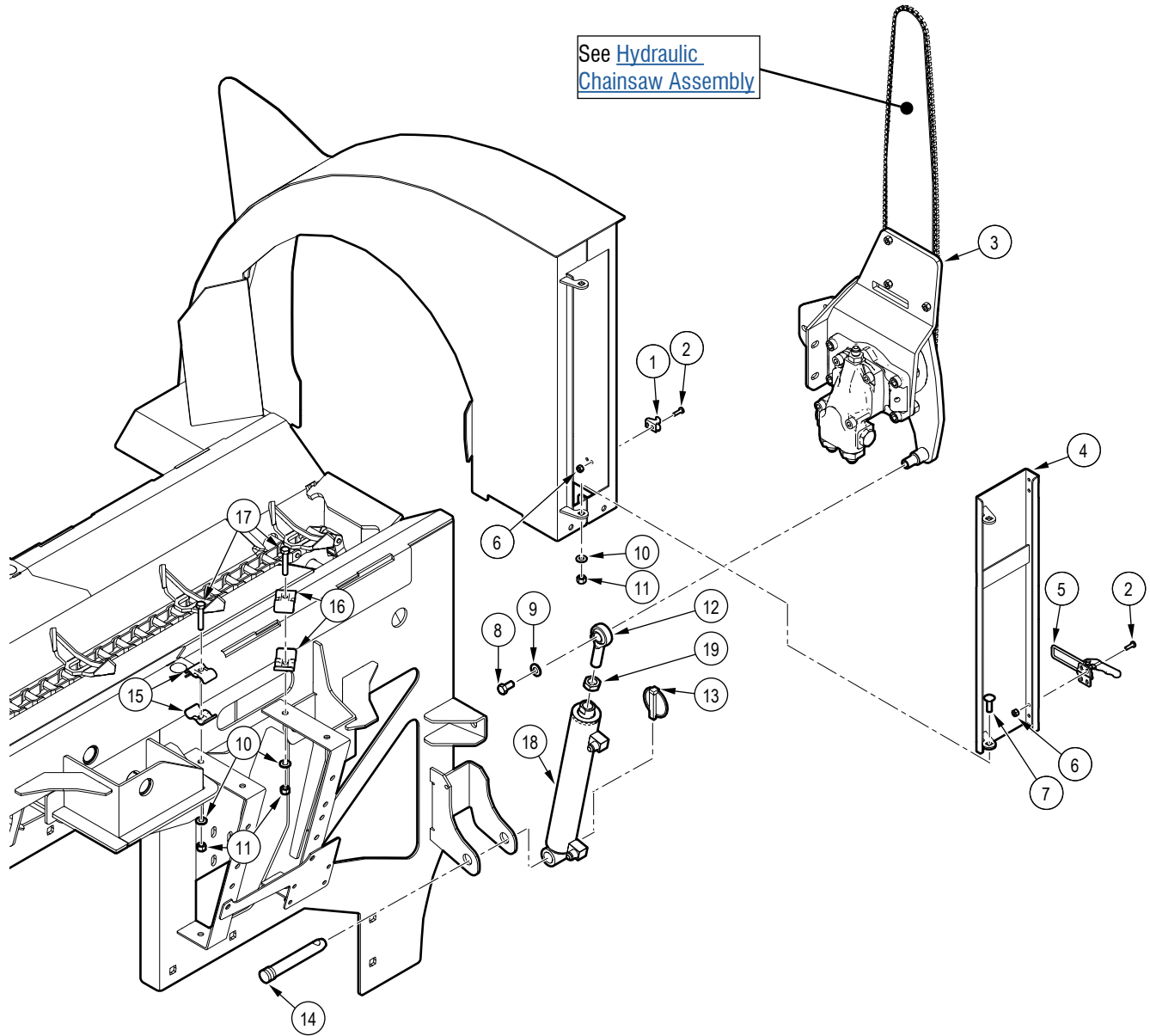
Hydraulic Chainsaw Assembly



Item	Part number	Description	Quantity
1	Z72221	Hex Lock Nut, 5/16NC	3
2	Z73122G8	SAE Washer, 5/16" Grade 8	12
3	2250W067	Saw Mount	1
4	Z71212	Hex Bolt, 5/16NC x 1-1/4"	8
5	Z71105	Hex Bolt, 1/4NC x 1/2"	2
6	Z73111G8	SAE Washer, 1/4" Grade 8	2
7	2250L362	Saw Bar Retainer Cover	1
8	Z77661G10-9	Hex Bolt, M10x1.25 x 40mm G10.9	2
9	2250M009	Chain Tensioner Nut	1
10	2250W093	Saw Bar Mount	1
11	Z71120FTG8	Hex Bolt, 1/4NC x 2" FT G8	1
12	2250L039	Spacer, Chainsaw Bar	1
13	Z99010	Harvester Chainsaw Bar	1
14	2250A058	Saw Chain, 18HX x 77 Links	1
15	2250L059	Clamp, Chainsaw Bar	1

Item	Part number	Description	Quantity
16	Z77361	DIN 125 Washer, M10	2
17	Z77262G10-9	Hex Nut, M10x1.25 G10.9	2
18	Z75322	BHCS, 10NC x 1"	1
19	Z41526	Hub, JA x 20mm	1
20	Z42817	0.404" Sprocket, JA Bore x 16 Tooth	1
21	Z77152	Hex Bolt, M8x1.25 x 16mm	4
22	Z29311	Grease Fitting, MP x FPX 0202	1
23	Z29307	Elbow 90 Grease Fitting, MP x FPX 0202	1
24	2250L359	Saw Retaining Plate	1
25	Z27112	Composite Bearing, 80mm ID x 40mm long x 5mm wall	1
26	Z22405	Composite Thrust Bearing, 83mm ID x 114mm OD x 1.5mm	2
27	Z55802	Nitrile 85 Durometer O-Ring	1
28	Z77273	Hex Lock Nut, M12x1.75	4
29	Z77372	DIN 125 Washer, M12	4
30	Z514918	Straight, MJIC x MBSPP 0812	2
31	Z77572	SHCS, M12 x 1.75 x 40mm	4
32	Z514919	Straight, MJIC x MBSPP 0606	2
33	Z72957	Rivet Nut, 5/16NC x 312	5

Infeed Conveyor – Left Side

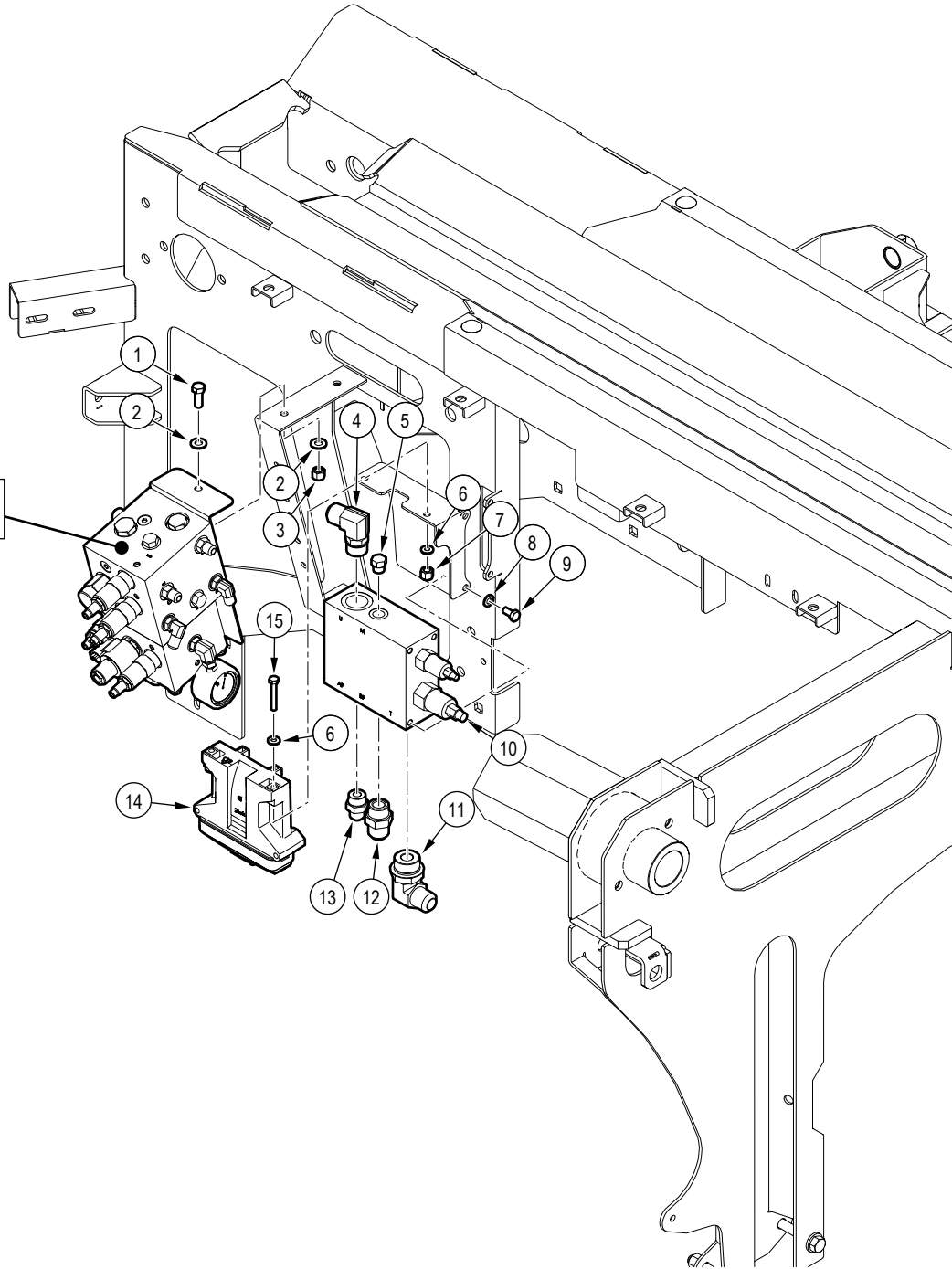


Item	Part number	Description	Quantity
1	Z19517	Catch for Z19516	2
2	Z78324	Machine Screw, 10NF x 5/8"	12
3	2250W067	Saw Mount	1
4	2250W059	Door, Chainsaw Access	1
5	Z19516	Adjustable Draw Latch, 5" (GH-40820) Latch only	2
6	Z72204	Hex Lock Nut, #10NF	12
7	Z76225	Carriage Bolt, 5/16NC x 1"	2
8	Z71307	Hex Bolt, 3/8NC x 3/4"	1
9	Z73131G8	SAE Washer, 3/8" Grade 8	1
10	Z73122G8	SAE Washer, 5/16" Grade 8	4

Item	Part number	Description	Quantity
11	Z72221	Hex Lock Nut, 5/16NC	4
12	Z19918	Ball Joint Rod End x 5/8" x 5/8NF	1
13	Z12140	Lynch Pin, 7/16"	1
14	Z11122	Toplink Pin, 3/4" x 3-7/8"	1
15	2250L286	Hose Clamp, 2 x 3/8"	2
16	2054L412	Hose Clamp, 2 x 1/2"	2
17	Z71217	Hex Bolt, 5/16NC x 1-3/4"	2
18	2250C006	Cylinder, 1-1/2" x 1" x 9.168"	1
19	Z72362	Jam Nut, 5/8NF	1

High or Low Valve

See [Hydraulic Valve Manifold Assembly](#)

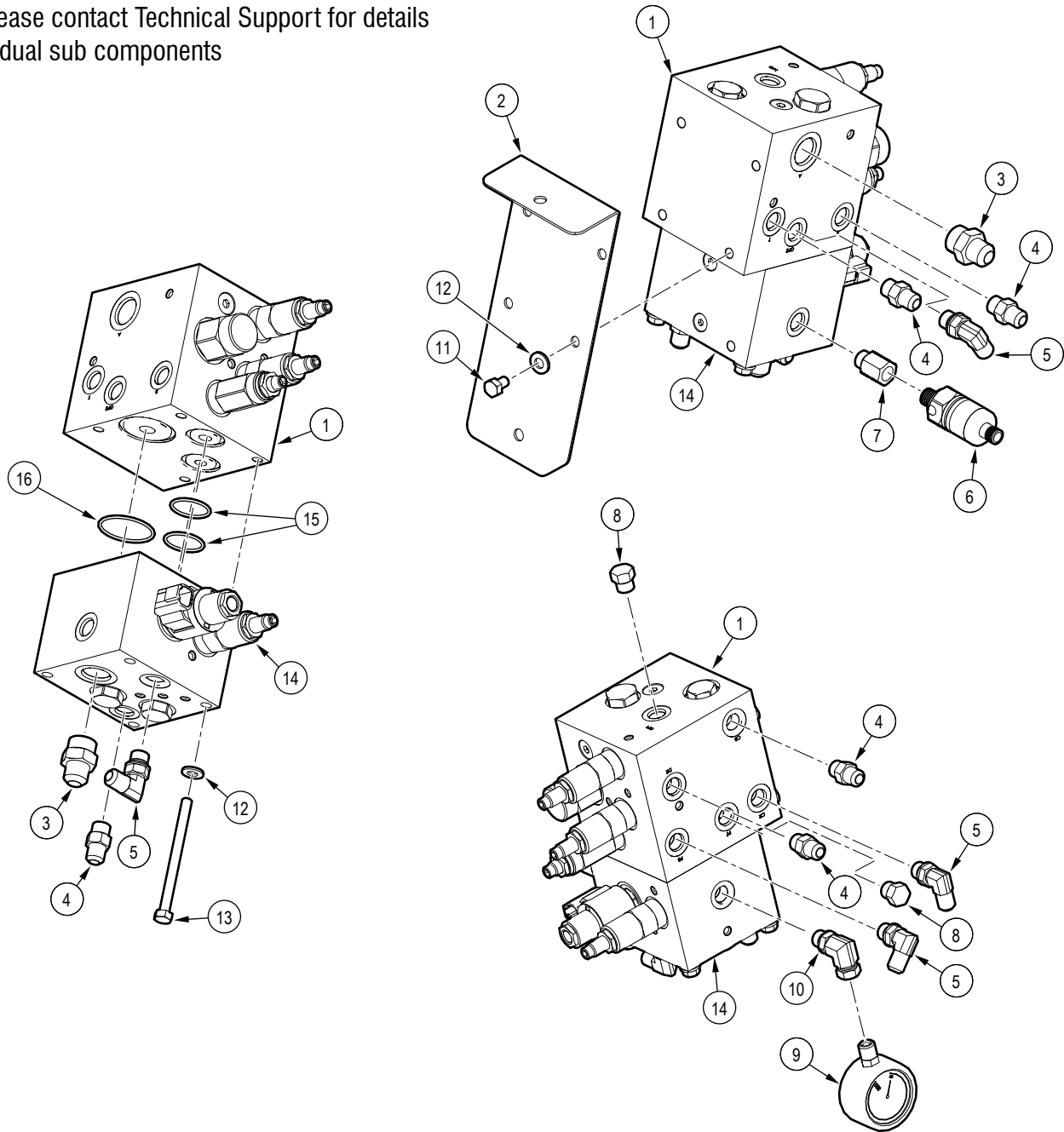


Item	Part number	Description	Quantity
1	Z71310	Hex Bolt, 3/8NC x 1"	2
2	Z73131G8	SAE Washer, 3/8" Grade 8	4
3	Z72231	Hex Lock Nut, 3/8NC	2
4	Z516501	Elbow 90, MJIC x MORB 1212	1
5	Z51691	Hex Plug, MORB 06	1
6	Z73111G8	SAE Washer, 1/4" Grade 8	4
7	Z72211	Hex Lock Nut, 1/4NC	2
8	Z77352	DIN 125 Washer, M8	4

Item	Part number	Description	Quantity
9	Z77152	Hex Bolt, M8x1.25 x 16mm	4
10	Z56310	Hi-Lo Valve	1
11	Z51652	Elbow 90, MJIC x MORB 1216	1
12	Z516414	Straight, MJIC x MORB 1212	1
13	Z51647	Straight, MJIC x MORB 0810	1
14	2250E001	12 Pin Controller	1
15	Z71117	Hex Bolt, 1/4NC x 1-3/4"	2

Hydraulic Valve Manifold Assembly

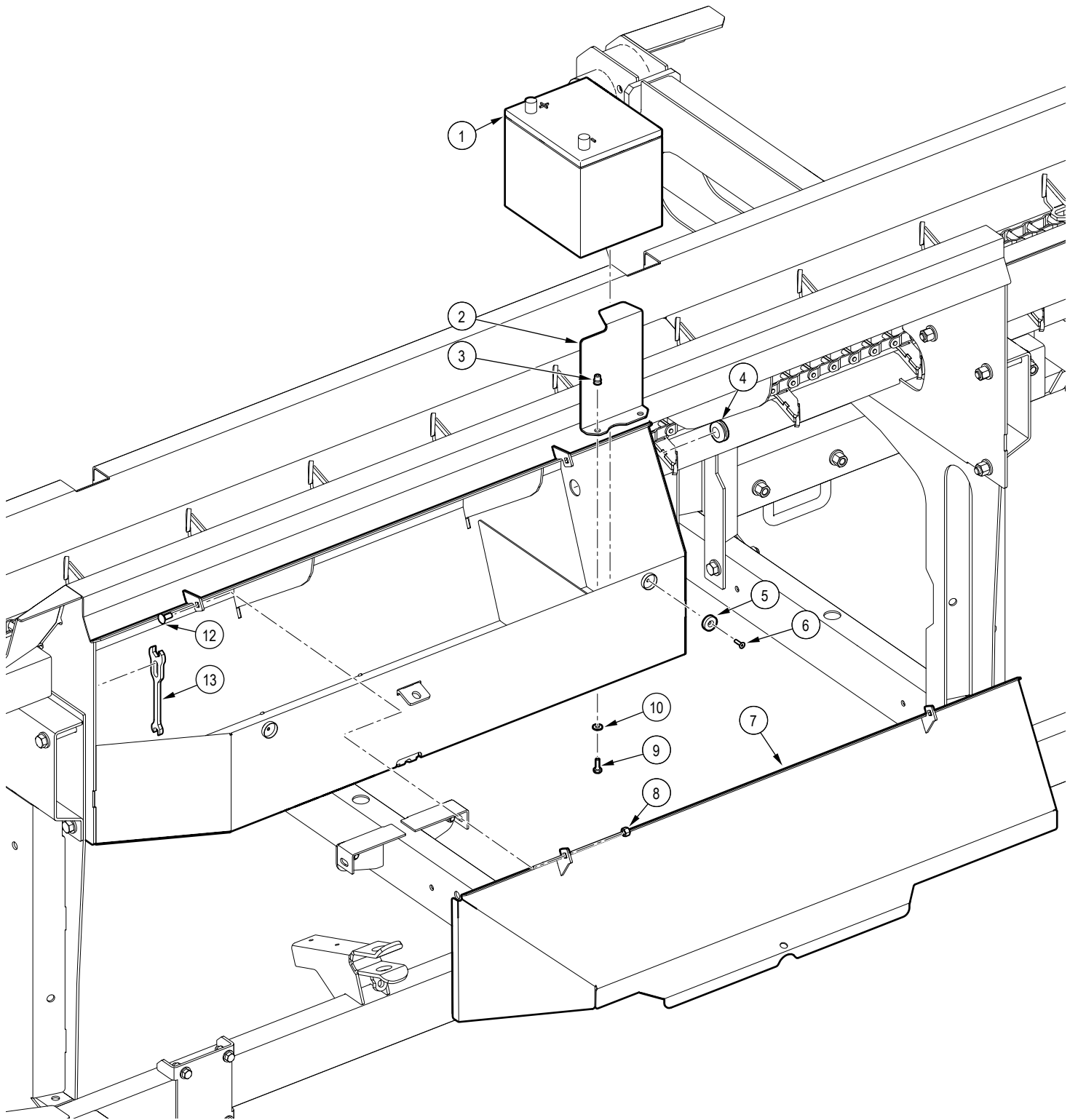
Note: Please contact Technical Support for details on individual sub components



Item	Part number	Description	Quantity
1	2250A073	Manifold, Saw Feed Sequence	1
2	2250L409	Manifold Mount	1
3	Z51647	Straight, MJIC x MORB 0810	3
4	Z51641	Straight, MJIC x MORB 0606	5
5	Z51691	Elbow 90, MJIC x MORB 0606	3
6	Z64203	Pressure Transducer, 0-10V, 0-5000 PSI	1
7	Z51744	Straight, MORB x FP 0604	1
8	Z51691	Hex Plug, MORB 06	2
9	Z55913	Pressure Gauge, MP04 x 300PSI	1

Item	Part number	Description	Quantity
10	Z513802	Elbow 90, MORB x FPX 0604	1
11	Z71205	Hex Bolt, 5/16NC x 1/2"	4
12	Z73122G8	SAE Washer, 5/16" Grade 8	8
13	Z71240	Hex Bolt, 5/16NC x 4"	4
14	Z56703	Manifold, Saw Clamp Sequence	1
15	Z55803	O-Ring, Buna-N, 1-1/8 ID x 3/32 WD	2
16	Z55804	O-Ring, Buna-N, 1-5/8 ID x 3/32 WD	1

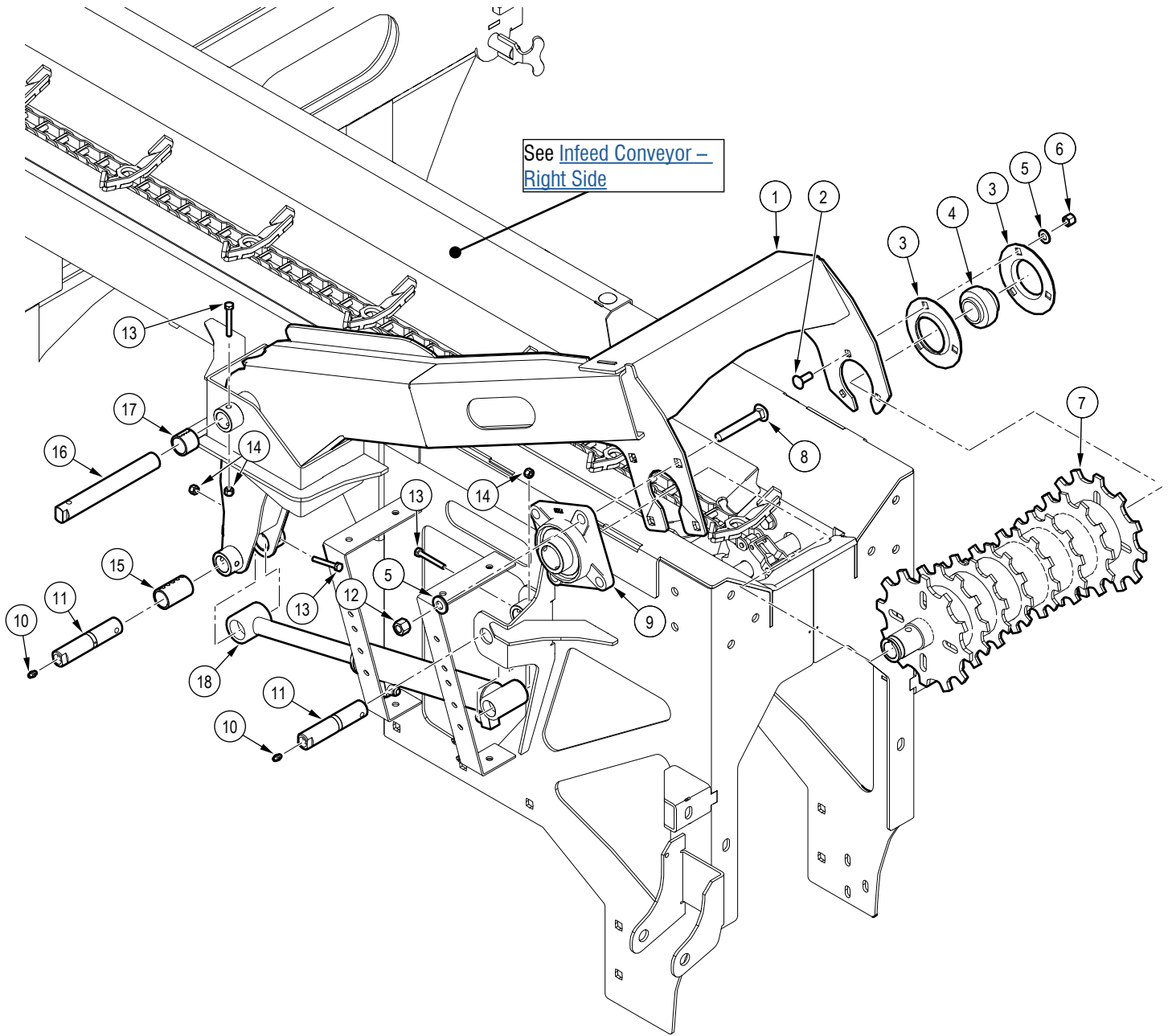
Toolbox Lid and Battery



Item	Part number	Description	Quantity
1	Z93205	Battery, 550 CCA	1
2	2250L187	Battery Retaining Plate	2
3	Z72955	Rivet Nut, 1/4NC x 165	2
4	Z62818	Rubber Grommet, 3/4" x 3/16"	3
5	Z19910	Puck Magnet, 1"	2
6	Z75203	FHCS, 10NF x 3/4"	2

Item	Part number	Description	Quantity
7	2250W090	Weldment, Toolbox Lid	1
8	Z72221	Hex Lock Nut, 5/16NC	3
9	Z71107	Hex Bolt, 1/4NC x 3/4"	3
10	Z73111G8	SAE Washer, 1/4" Grade 8	3
11	2250L282	Wrench, Chainsaw Bar	1
12	Z76221	Carriage Bolt, 5/16NC x 3/4"	2

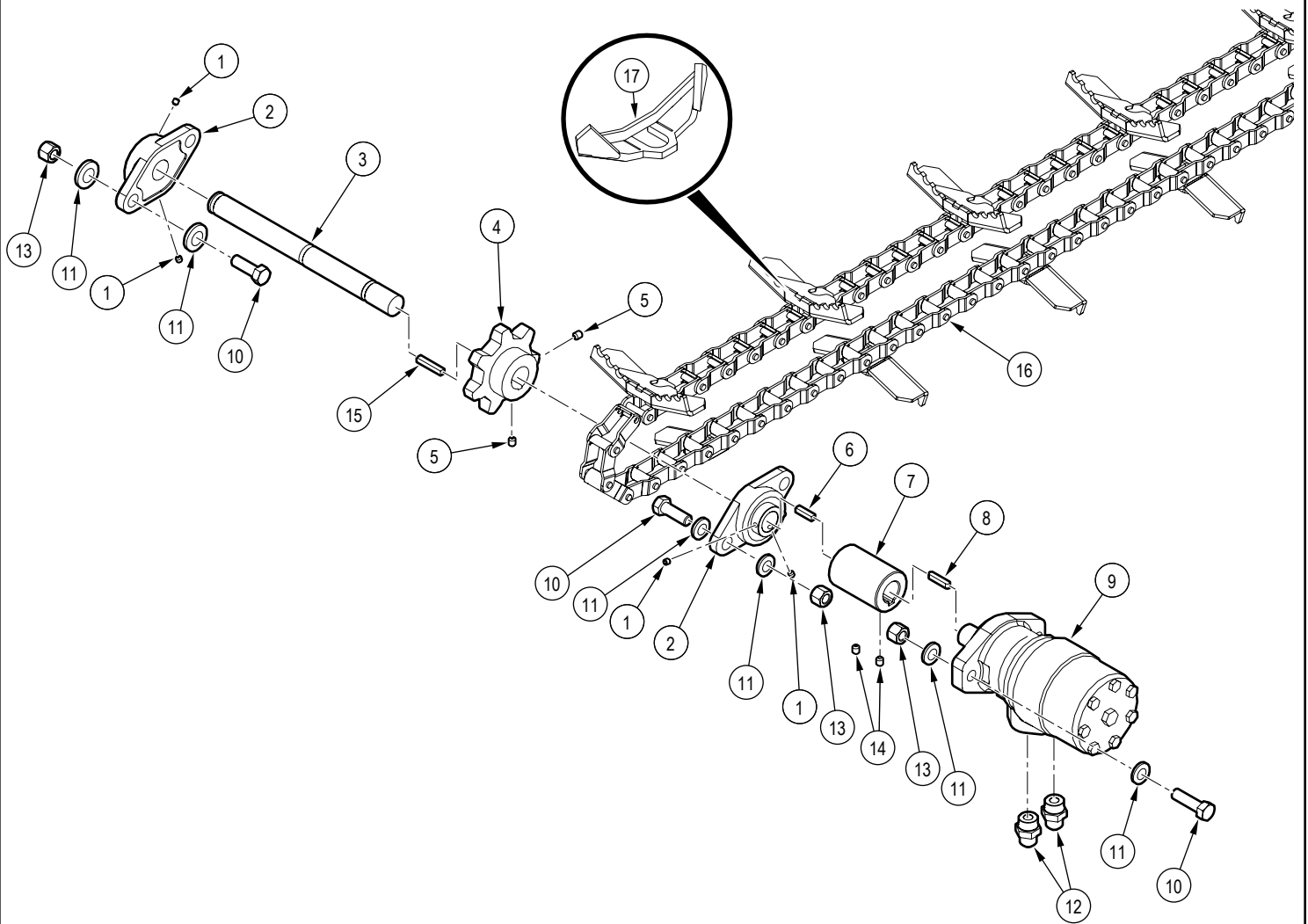
Top Roller



Item	Part number	Description	Quantity
1	2250W010	Weldment, Top Roller Arm	1
2	Z76231	Carriage Bolt, 3/8NC x 1"	3
3	Z25301	3-Bolt Flange Bearing, PF206 x Flange Only	2
4	Z25207	Bearing Insert, UC206-20	1
5	Z73131G8	SAE Washer, 3/8" Grade 8	7
6	Z72231	Hex Lock Nut, 3/8NC	3
7	2250W007	Weldment, Top Roller	1
8	Z762510	Carriage Bolt, 1/2NC x 3-1/2"	4
9	Z25204	4-Bolt Flange Bearing, UCF208-24	1

Item	Part number	Description	Quantity
10	Z29202	Grease Fitting, 1/4NF	2
11	2250M011	Pin, 1" x 4-1/2" Greasable	2
12	Z72251	Hex Lock Nut, 1/2NC	4
13	Z71120	Hex Bolt, 1/4NC x 2"	3
14	Z72211	Hex Lock Nut, 1/4NC	3
15	Z27222	Connex Bushing, 1" ID x 2" Long x 1/8" Wall	1
16	2250M013	Pin, 1" x 8-5/8"	1
17	Z27223	Connex Bushing, 1" ID x 1" Long x 1/8" Wall	1
18	2250C004	Cylinder, 1-1/2" x 1" x 8.19"	1

Infeed Drive

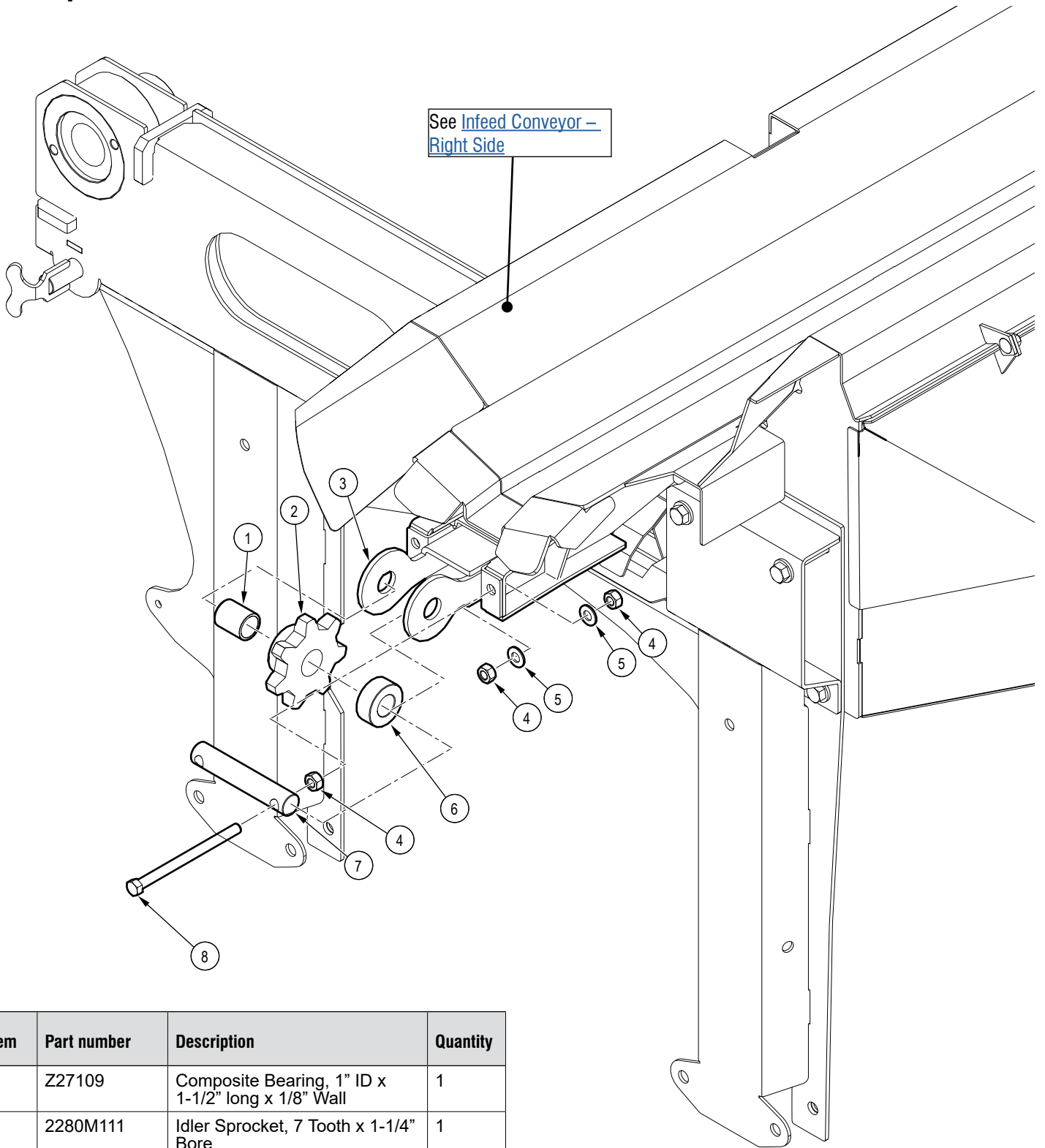


Item	Part number	Description	Quantity
1	Z74112	Set Screw, 1/4NF x 1/4"	4
2	Z25101	2-Bolt Flange Bearing, UCFL205-16	2
3	2250M004	Shaft, Infeed Drive	1
4	2280M110	Sprocket, 7 Tooth x 1" Bore	1
5	Z74113	Set Screw, 1/4NC x 1/2"	2
6	Z46533	Key, 1/4" x 1/4" x 1"	1
7	Z46444	Rigid Coupling, 1" x 1"	1
8	Z46594	Blind Chipper Key, 1/4" x 1/4" x 1-1/4"	1

Item	Part number	Description	Quantity
9	Z54105	Hydraulic Motor, 400CCR	1
10	Z71520	Hex Bolt, 1/2NC x 2"	6
11	Z73151G8	SAE Washer, 1/2" Grade 8	12
12	Z51645	Straight, MJIC x MORB 0610	2
13	Z72251	Hex Lock Nut, 1/2NC	6
14	Z74121	Set Screw, 5/16NC x 3/8"	2
15	Z46532	Key, 1/4" x 1/4" x 1-1/2"	1
16	2250W004	Weldment, Infeed Chain	1
17	2250A067	Infeed Cog	30

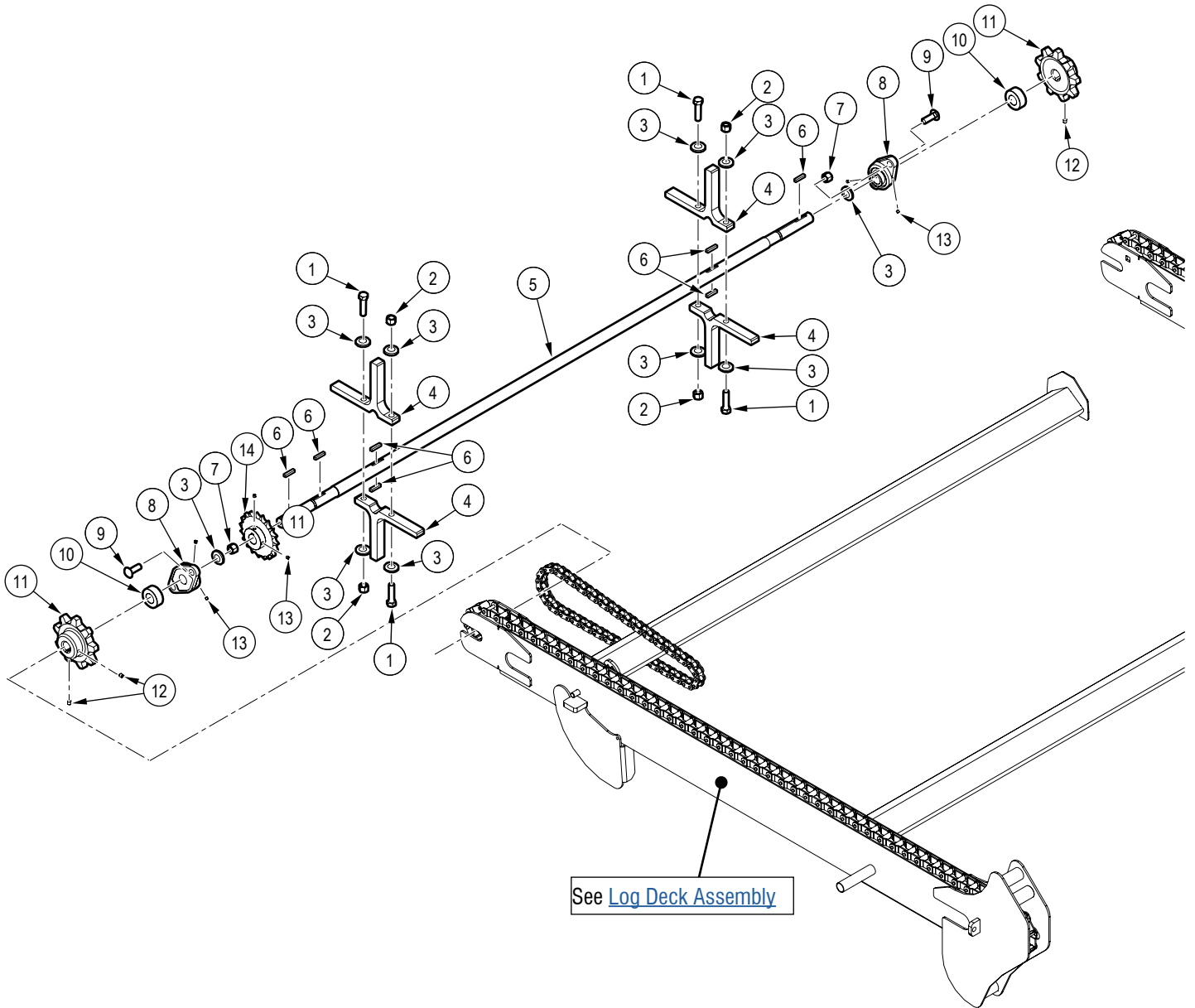
Idler Sprocket

See [Infeed Conveyor – Right Side](#)



Item	Part number	Description	Quantity
1	Z27109	Composite Bearing, 1" ID x 1-1/2" long x 1/8" Wall	1
2	2280M111	Idler Sprocket, 7 Tooth x 1-1/4" Bore	1
3	2250W013	Weldment, Idler Sprocket Housing	1
4	Z72141	Hex Nut, 7/16NC	6
5	Z73142G8	SAE Washer, 7/16" Grade 8	4
6	2250M006	Spacer	1
7	2250M005	Shaft, Idler	1
8	Z71491FT	Hex Bolt, 7/16NC x 6", Full Threads	2

Log Deck Driver Shaft Detail

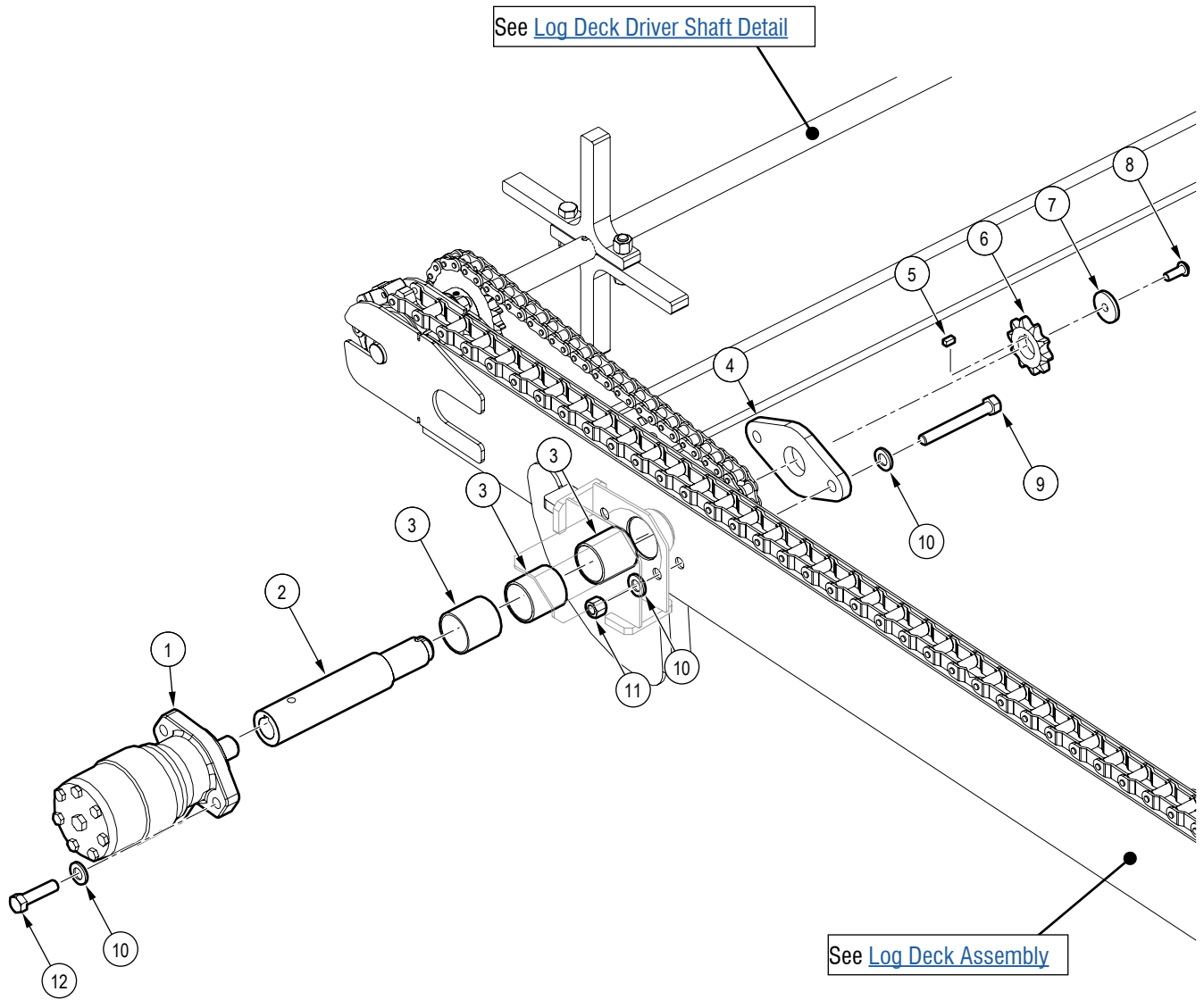


See [Log Deck Assembly](#)

Item	Part number	Description	Quantity
1	Z71525	Hex Bolt, 1/2NC x 2-1/2"	4
2	Z72251	Hex Lock Nut, 1/2NC	4
3	Z73151G8	SAE Washer, 1/2" Grade 8	12
4	2250L402	Star, Unloader Half	4
5	2250M003	Shaft, Live Deck Driver	1
6	Z46534	Key, 1/4" x 1/4" x 1-1/4"	7
7	Z72251	Hex Lock Nut, 1/2NC	4
8	Z25101	2-Bolt Flange Bearing, UCFL205-16	2

Item	Part number	Description	Quantity
9	Z76251	Carriage Bolt, 1/2NC x 1-1/2"	4
10	2250M006	Spacer	2
11	7015M501	Sprocket, Apron Chain Rear	2
12	Z74121	Set Screw, 5/16NC x 3/8"	4
13	Z74112	Set Screw, 1/4NF x 1/4"	6
14	Z42818	Sprocket, 60H x 19 x 2"	1

Log Deck Hydraulic Motor and Shaft

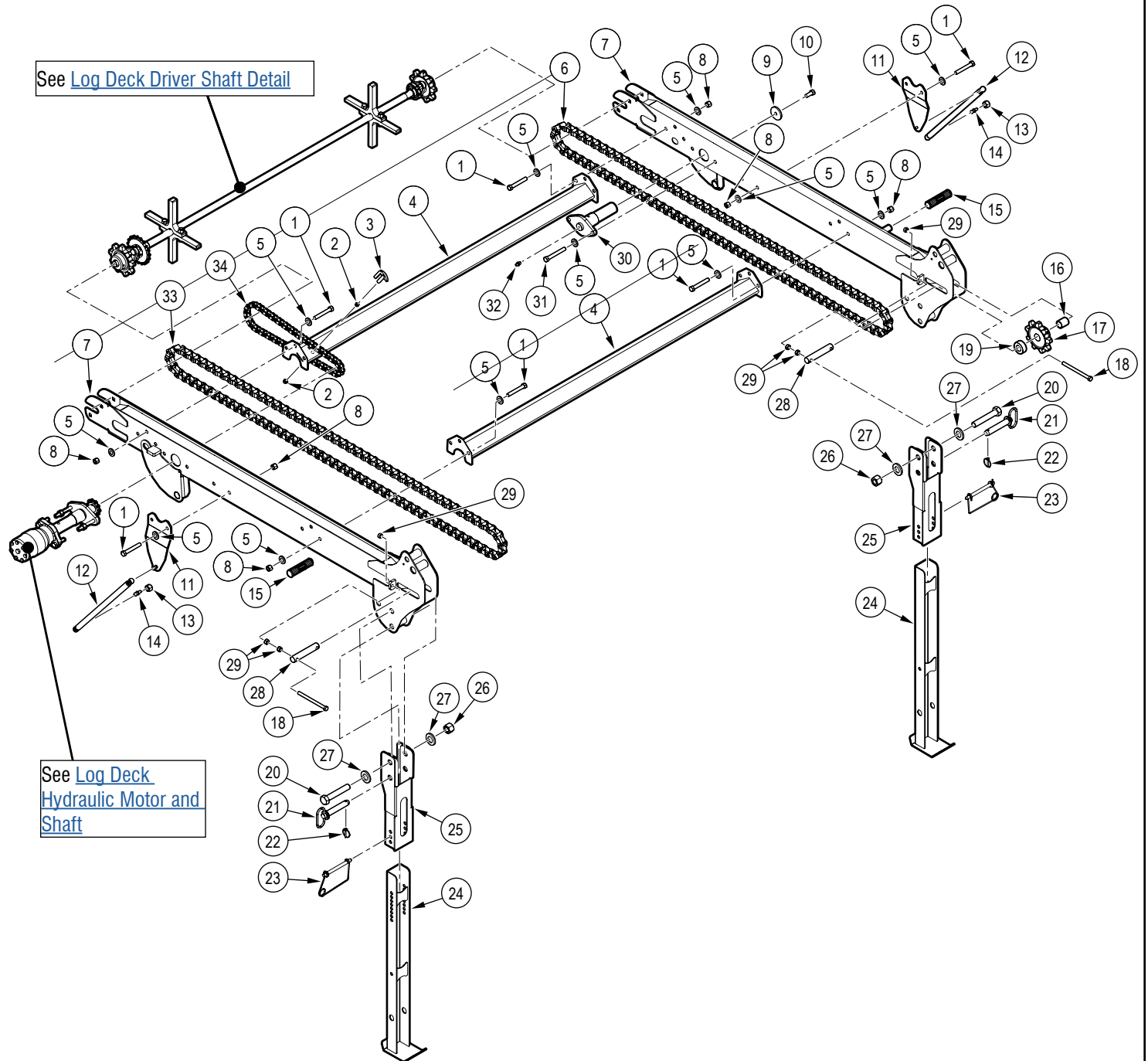


Item	Part number	Description	Quantity
1	Z54105	Hydraulic Motor, 400CCR	1
2	2250M016	Shaft, Live Deck Pivot	1
3	Z27101	Fiberglide Bearing, 1-3/4" ID x 2" long x 1/8" wall	3
4	2250L271	Live Deck Shaft Retainer	1
5	Z46538	Key, 1/4" x 1/4" x 1/2"	1
6	Z42816	Sprocket, 60H x 10 x 1-1/8" w/ Key	1

Item	Part number	Description	Quantity
7	2250L123	Cap, Wedge Pin	1
8	Z71374	Hex Bolt, 3/8NF x 1"	1a
9	Z71540	Hex Bolt, 1/2NC x 4"	2
10	Z73151G8	SAE Washer, 1/2" Grade 8	10
11	Z72251	Hex Lock Nut, 1/2NC	2
12	Z71516	Hex Bolt, 1/2NC x 1-5/8"	2

Log Deck Assembly

See ["Log Deck Assembly Callout Table" on page 25](#)

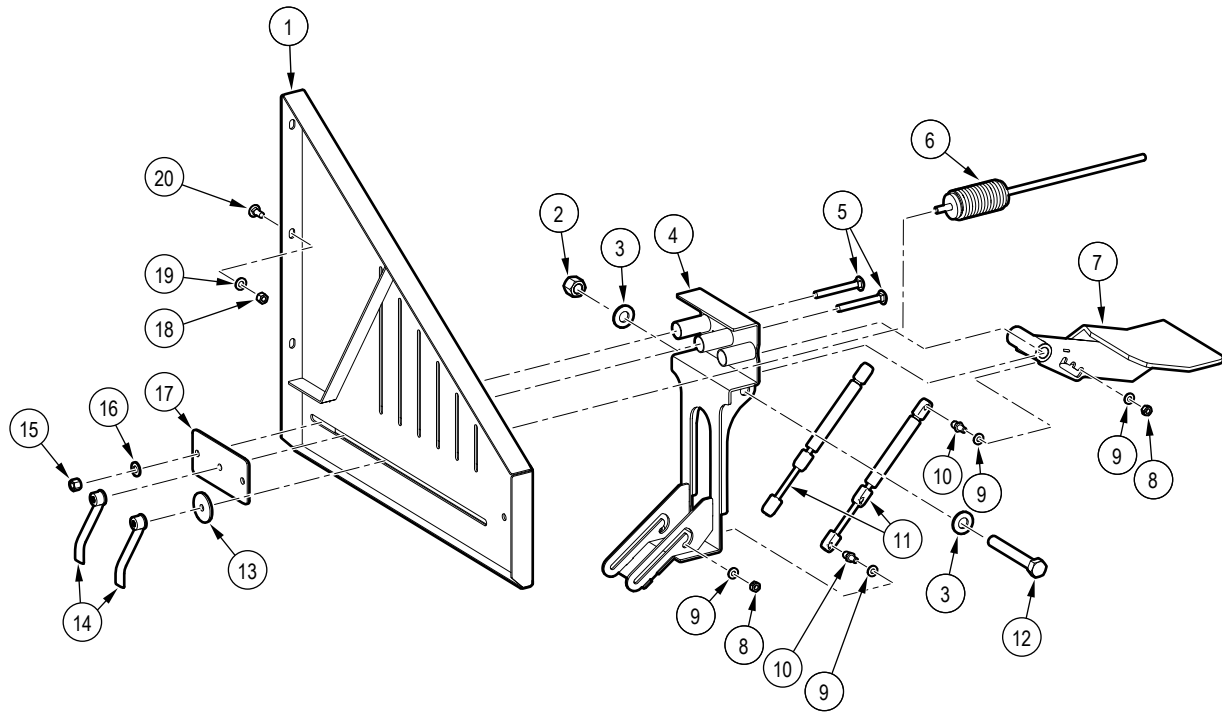


Log Deck Assembly Callout Table

Item	Part number	Description	Quantity
1	Z71537	Hex Bolt, 1/2NC x 3-3/4"	16
2	Z72151	Hex Nut, 1/2NC	2
3	2250L181	Plate, Chain Tightener	1
4	2250W031	Live Deck Secondary brace	2
5	Z73151G8	SAE Washer, 1/2" Grade 8	32
6	2250W008	Chain, Live Deck	2
7	2250W006H	Weldment, Live Deck RH	1
8	Z72251	Hex Lock Nut, 1/2NC	18
9	2250L213	Washer, Live Deck	1
10	Z71512	Hex Bolt, 1/2NC x 1-1/4"	1
11	2250L083	Plate, Spring Pivot	2
12	Z34214	Gas Spring, 22mm OD x 35.68" x 15.75" x 124 lbs	2
13	Z72223	Hex CTR-lock Nut, 5/16NC	4
14	Z34204	Ball Stud, 13mm x 5/16NC	4
15	Z19321	Handle Grip, 1"	2
16	Z27109	Composite Bearing, 1" ID x 1-1/2" long x 1/8" Wall	2
17	7015M519	Sprocket, Apron Chain Front	2

Item	Part number	Description	Quantity
18	Z71491FT	Hex Bolt, 7/16NC x 6", Full Threads	4t
19	2250M006	Spacer	2
20	Z71875	Hex Bolt, 7/8-9NC x 5-1/2"	2
21	Z11251	Hitch Pin, 7/8" x 4-1/4"	2
22	Z12110	Lynch Pin, 3/16"	2
23	Z12441	Snap Lock Pin, 1/2" x 4-1/2"	2
24	2250W018	Weldment, Leg	2
25	2250W015	Weldment, Live Deck Stand	2
26	Z72281	Hex Lock Nut, 7/8NC	2
27	Z73181G8	SAE Washer, 7/8" Grade 8	4
28	2250M005	Shaft, Idler	2
29	Z72141	Hex Nut, 7/16NC	12
30	2250W053	Weldment, Live Deck Pin	1
31	Z71540	Hex Bolt, 1/2NC x 4"	2
32	Z29202	Grease Fitting, 1/4NF	1
33	2250W006	Weldment, Live Deck LH	1
34	2250A059	Assembly, Live Deck Driver Chain	1

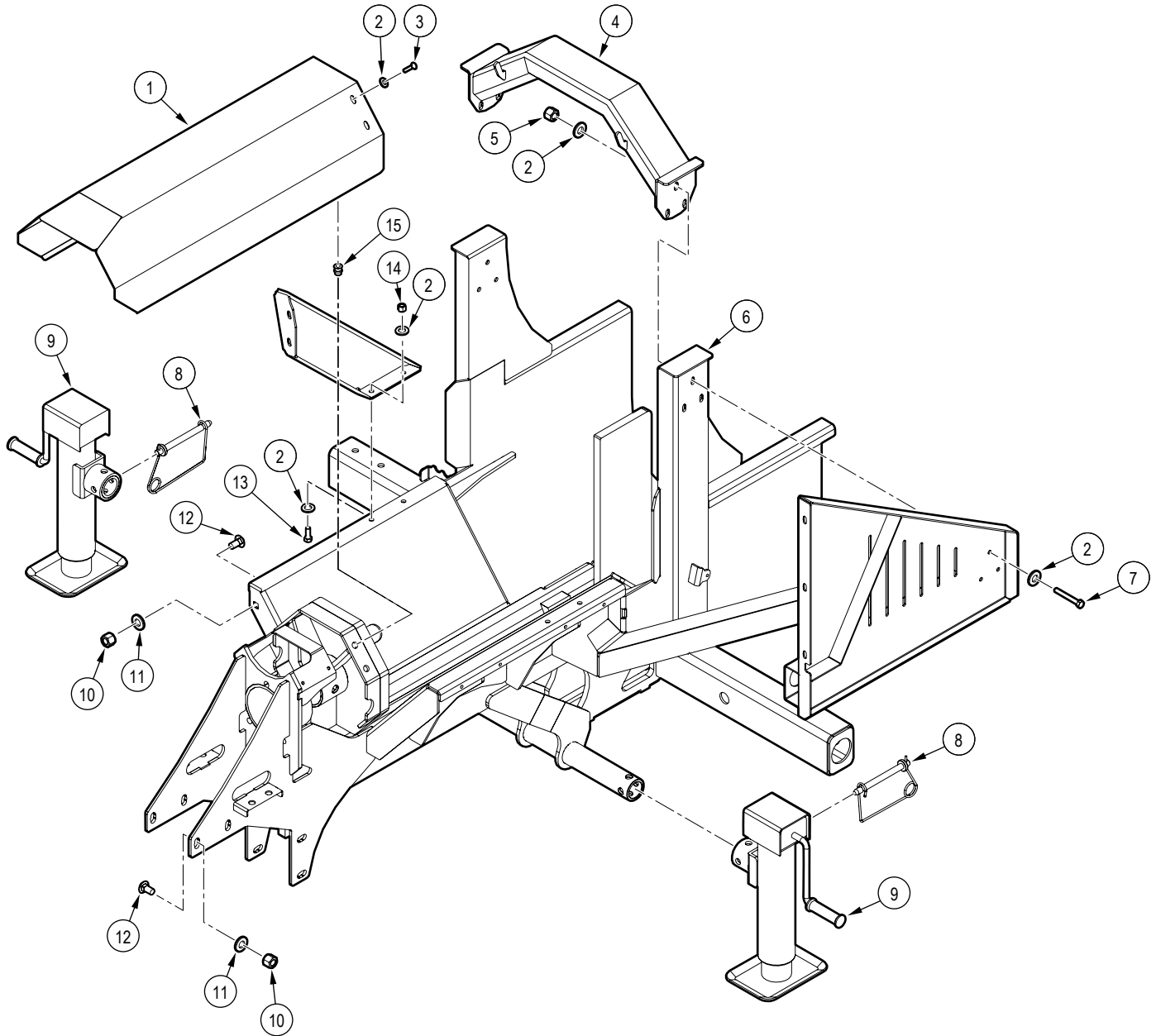
Block Dropper



Item	Part number	Description	Quantity
1	2250W022	Weldment, Guard Support	1
2	Z72261	Hex Lock Nut, 5/8NC	1
3	Z73161G8	SAE Washer, 5/8" Grade 8	2
4	2250W026	Weldment, Dropper Base	1
5	Z76238	Carriage Bolt, 3/8NC x 3"	3
6	2250W055	Weldment, Log Stop	1
7	2250W027	Weldment, Dropper Arm	1
8	Z72223	Hex CTR-lock Nut, 5/16NC	4
9	Z73111G8	SAE Washer, 1/4" Grade 8	8
10	Z34208	Ball Stud, 10mm x 5/16NC	4
11	Z34209	Gas Spring, 8mm x 9.65" x 3.15" x 56 lbs	2

Item	Part number	Description	Quantity
12	Z71645	Hex Bolt, 5/8NC x 4-1/2"	1
13	2250L228	Base, Log Spring	1
14	Z72981	Zinc-Plated Malleable Iron	2
15	Z72231	Hex Lock Nut, 3/8NC	2
16	Z73131G8	SAE Washer, 3/8" Grade 8	2
17	2250L224	Washer, Triple	1
18	Z72221	Hex Lock Nut, 5/16NC	3
19	Z73122G8	SAE Washer, 5/16" Grade 8	3
20	Z76221	Carriage Bolt, 5/16NC x 3/4"	3

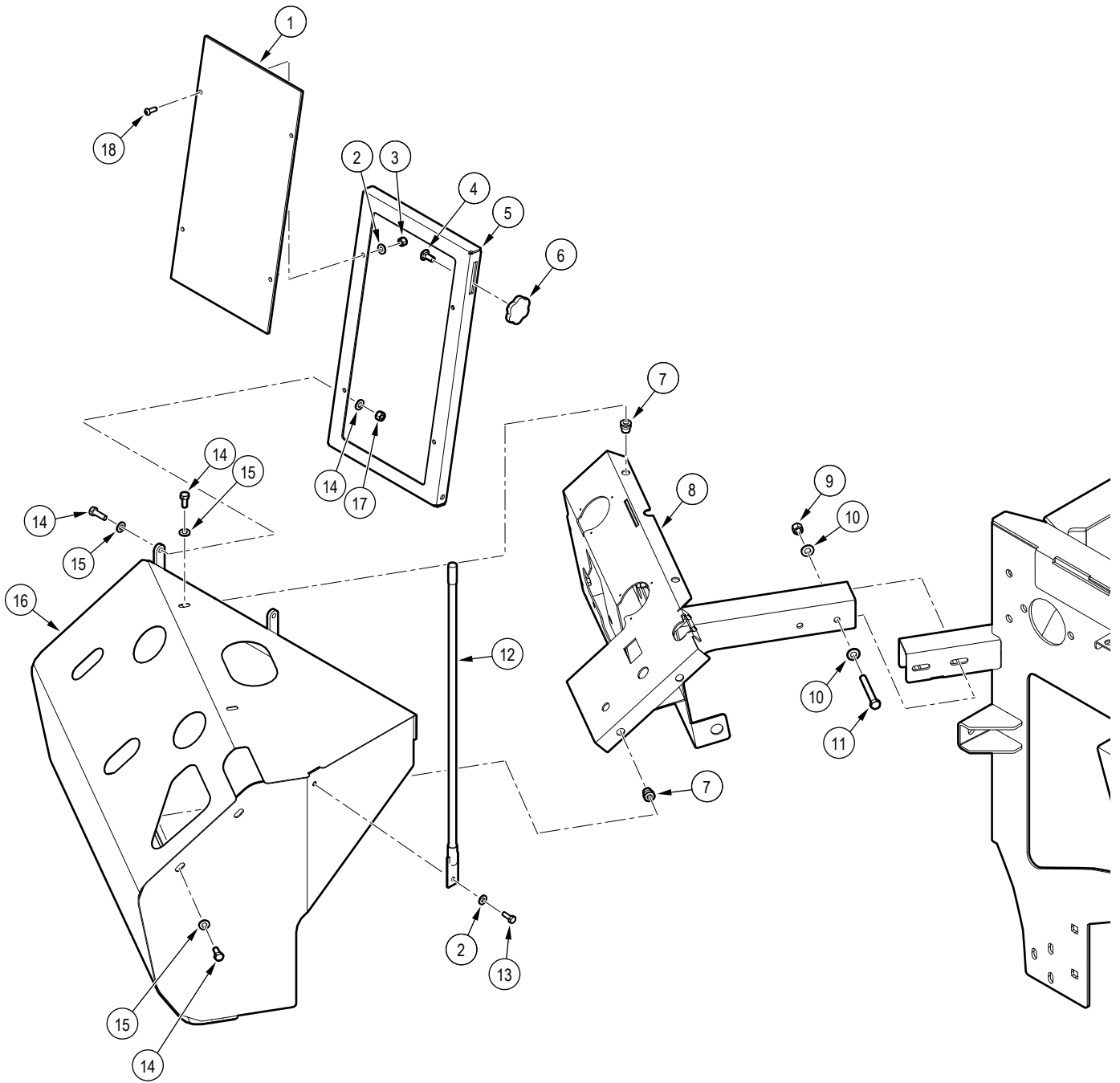
Splitter Assembly – Left Side



Item	Part number	Description	Quantity
1	2250L390	Cover, Splitter	1
2	Z73131G8	SAE Washer, 3/8" Grade 8	4
3	Z75362	BHCS, 3/8NC x 1"	4
4	2250W029	Weldment, Arch	1
5	Z72231	Hex Lock Nut, 3/8NC	6
6	2250W001	Weldment, Cylinder Bed	1
7	Z71330	Hex Bolt, 3/8NC x 3"	3
8	Z12441	Snap Lock Pin, 1/2" x 4-1/2"	2

Item	Part number	Description	Quantity
9	Z91512	Trailer Jack, Side Wind x 2000lbs	2
10	Z72251	Hex Lock Nut, 1/2NC	8
11	Z73151G8	SAE Washer, 1/2" Grade 8	8
12	Z76259	Carriage Bolt, 1/2NC x 1-1/4"	8
13	Z71312	Hex Bolt, 3/8NC x 1-1/4"	4
14	Z72231	Hex Lock Nut, 3/8NC	4
15	Z72959	Rivet Nut, 3/8NC x 312	4

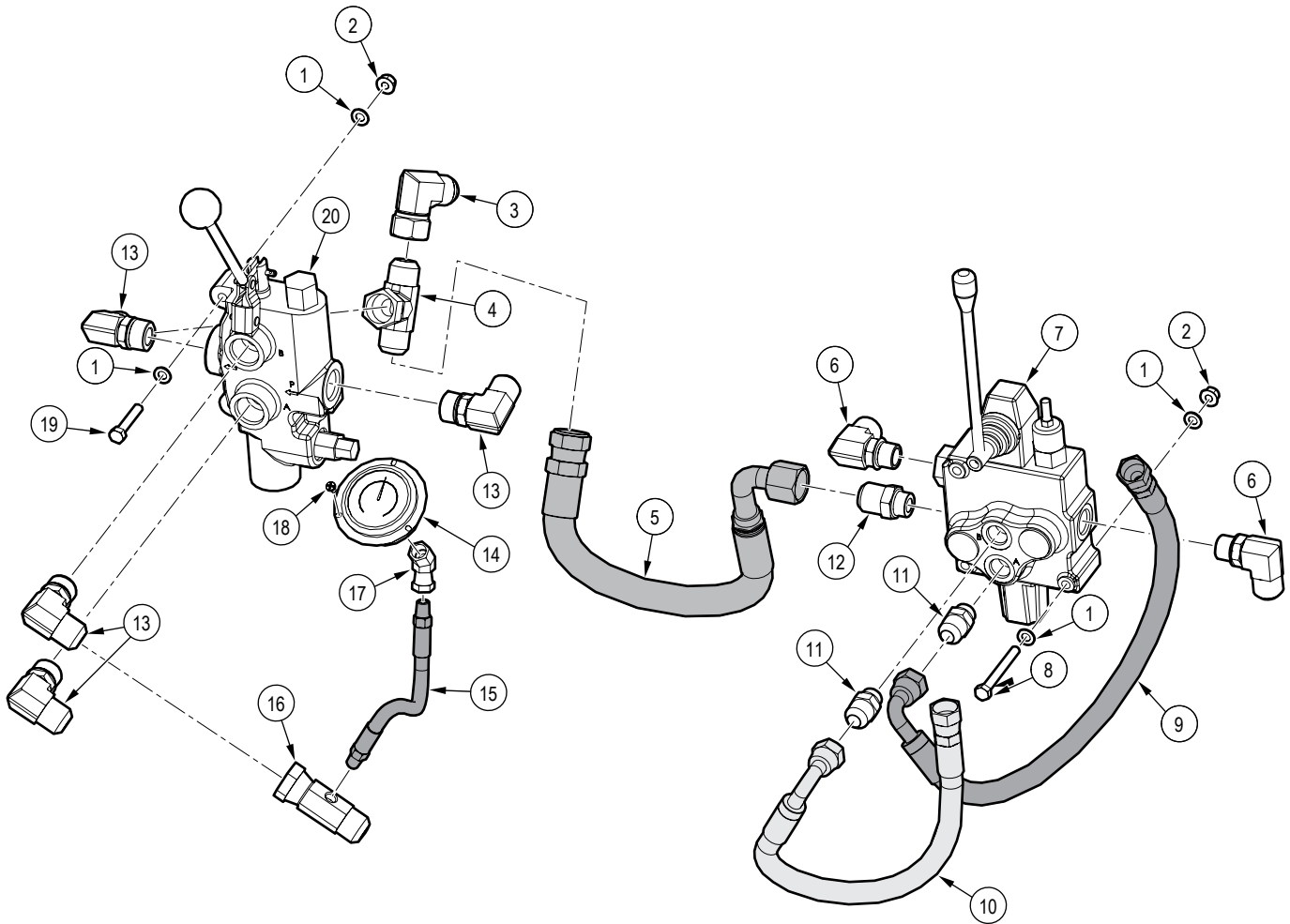
Operator Control Panel Cover



Item	Part number	Description	Quantity
1	2250S014	Shield, Saw Chain	1
2	Z73111	SAE Washer, 1/4"	5
3	Z72211	Hex Lock Nut, 1/4NC	4
4	Z76221	Carriage Bolt, 5/16NC x 3/4"	1
5	2250L134	Frame, Polycarbonate Guard	1
6	Z19313	Hand Knob, 5/16NC Female Stud	1
7	Z72956	Rivet Nut, 5/16NC x 150	4
8	2250W109	Weldment, Console Arm	1
9	Z72231	Hex Lock Nut, 3/8NC	2

Item	Part number	Description	Quantity
10	Z73131G8	SAE Washer, 3/8" Grade 8	4
11	Z71330	Hex Bolt, 3/8NC x 3"	2
12	Z19908	Blade Guide, 1/2" x 24"	1
13	Z71107	Hex Bolt, 1/4NC x 3/4"	1
14	Z71207	Hex Bolt, 5/16NC x 3/4"	4
15	Z73122G8	SAE Washer, 5/16" Grade 8	6
16	2250W108	Cover, Hydraulic	1
17	Z72221	Hex Lock Nut, 5/16NC	2
18	Z78301	BHCS, 1/4NC x 3/4", Hex Drive	4

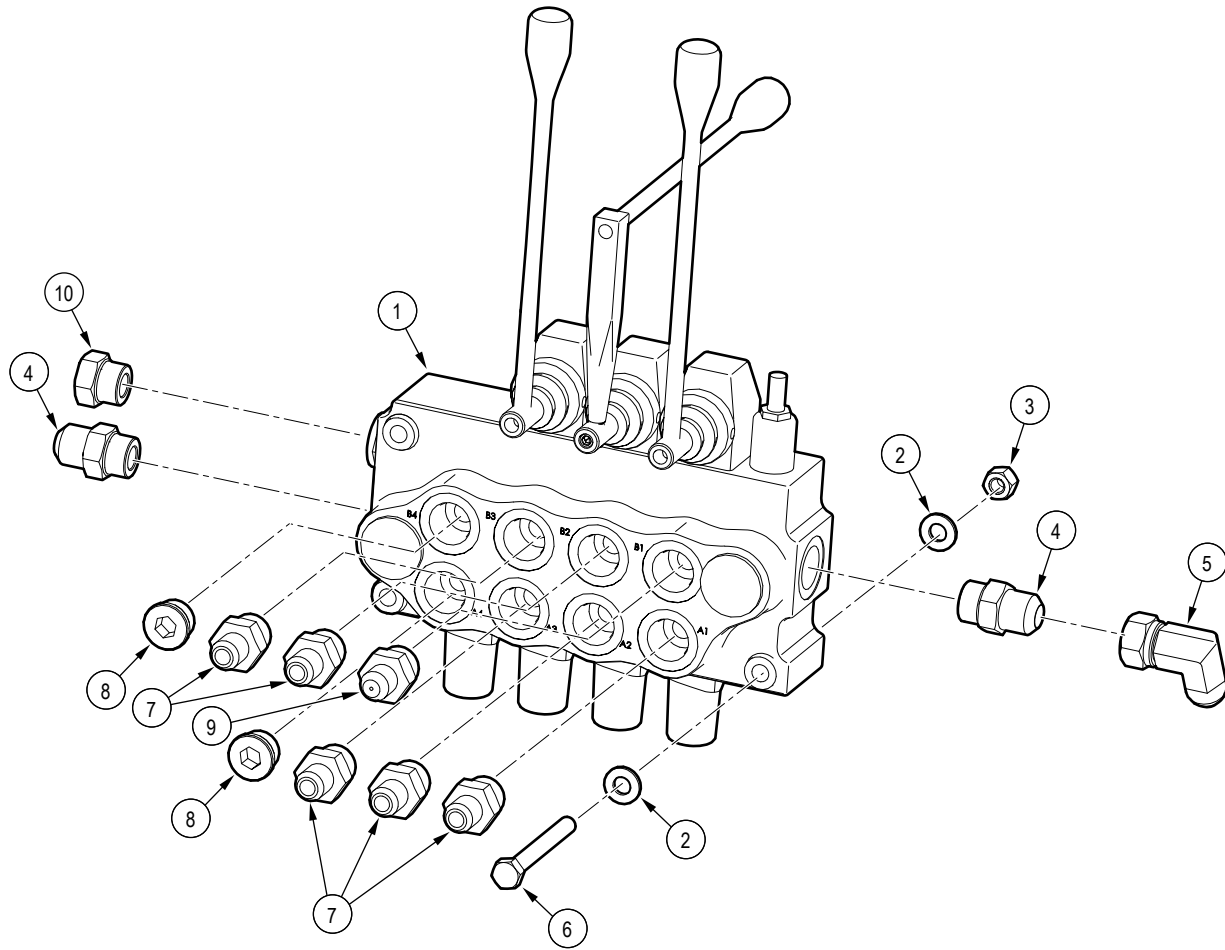
Operator Control Panel Valves



Item	Part number	Description	Quantity
1	Z73122G8	SAE Washer, 5/16" Grade 8	12
2	Z72221	Hex Lock Nut, 5/16NC	6
3	Z51561	Elbow 90, MJIC x FJICX 1212	1
4	Z51679	Tee, MJIC x MJIC x MORB 121212	1
5	2250F193	3/4" Hose, FJIC12 x 90FJIC12 x 17"	1
6	Z51654	Elbow 90, MJIC x MORB 1210	6
7	Z56227	Single Spool Valve, OC Tandem PB x 18GPM	1
8	Z71227	Hex Bolt, 5/16NC x 2-3/4"	3
9	2250F219	1/2" Hose, FJIC08 x 90FJIC08 x 30.5"	1
10	2250F217	1/2" Hose, 90FJIC08 x FJIC06 x 30"	1

Item	Part number	Description	Quantity
11	Z51643	Straight, MJIC x MORB 0808	2
12	Z516415	Straight, MJIC x MORB 1210	1
13	Z516501	Elbow 90, MJIC x MORB 1212	4
14	Z55912	Pressure Gauge, MP04 x 5000PSI	2
15	2250F058	1/4" Hose, MP04 x FJIC04 x 10"	2
16	Z51938	Tee, MJIC x FJICX x FP 121204	2
17	Z51472	Elbow 90, MJIC x FP 0404	2
18	Z76715	Self-tapping Screw, #6 x 3/8"	6
19	Z71220	Hex Bolt, 5/16NC x 2"	3
20	Z56226	Single Spool Valve, OC Tandem SCD x 22GPM	1

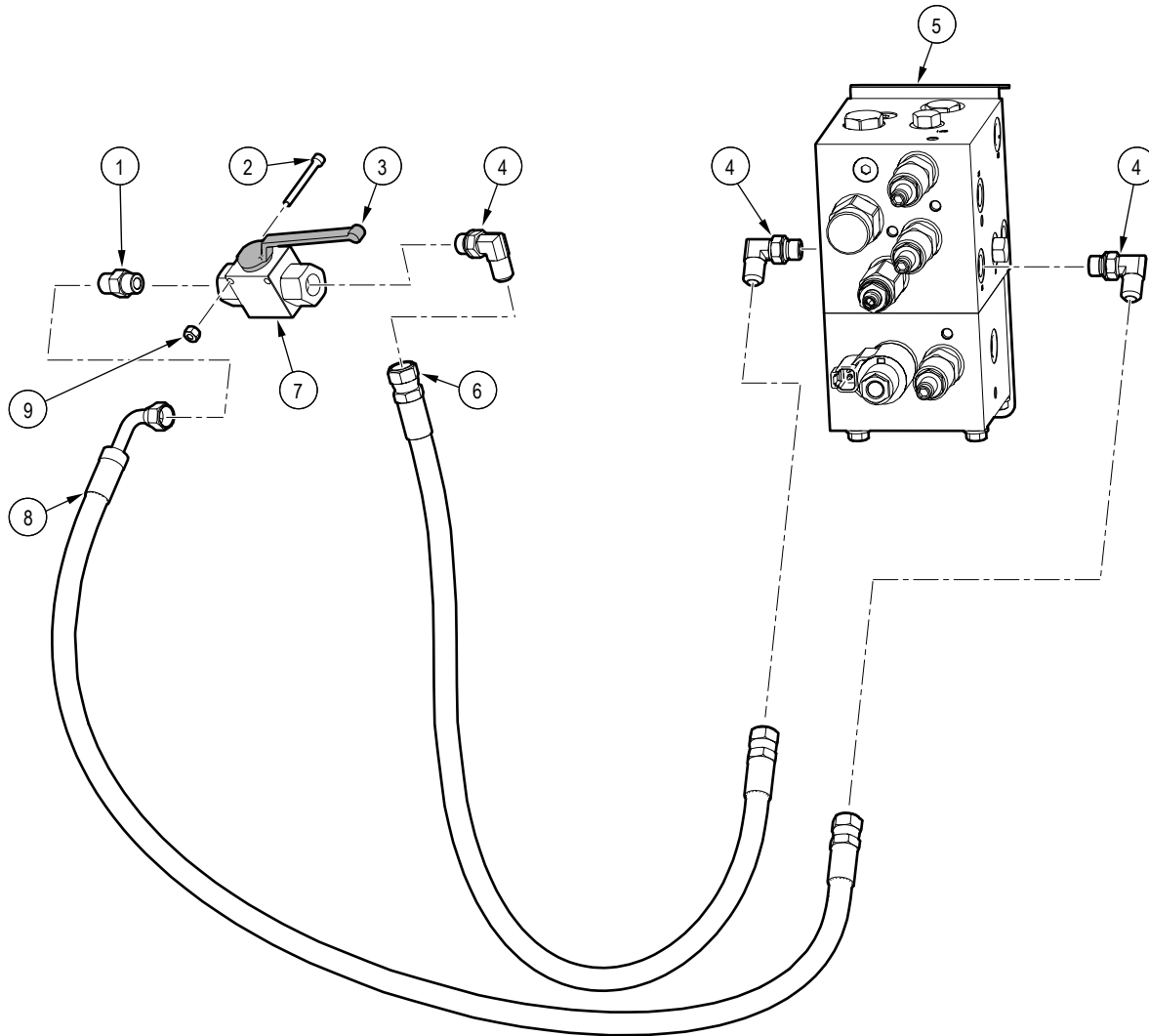
Operator Control Panel Valves – Continued



Item	Part number	Description	Quantity
1	Z56228	Four Spool Valve, OC x 12GPM	1
2	Z73122G8	SAE Washer, 5/16" Grade 8	6
3	Z72221	Hex Lock Nut, 5/16NC	3
4	Z51643	Straight, MJIC x MORB 0808	2
5	Z51562	Elbow 90, MJIC x FJICX 0808	1

Item	Part number	Description	Quantity
6	Z71227	Hex Bolt, 5/16NC x 2-3/4"	3
7	Z51644	Straight, MJIC x MORB 0608	5
8	Z51693	Socket Plug, MORB 08	2
9	Z51941	Straight, MJIC x MORB 0608 x 0.062" Orifice	1
10	Z51692	Hex Plug, MORB 08	1

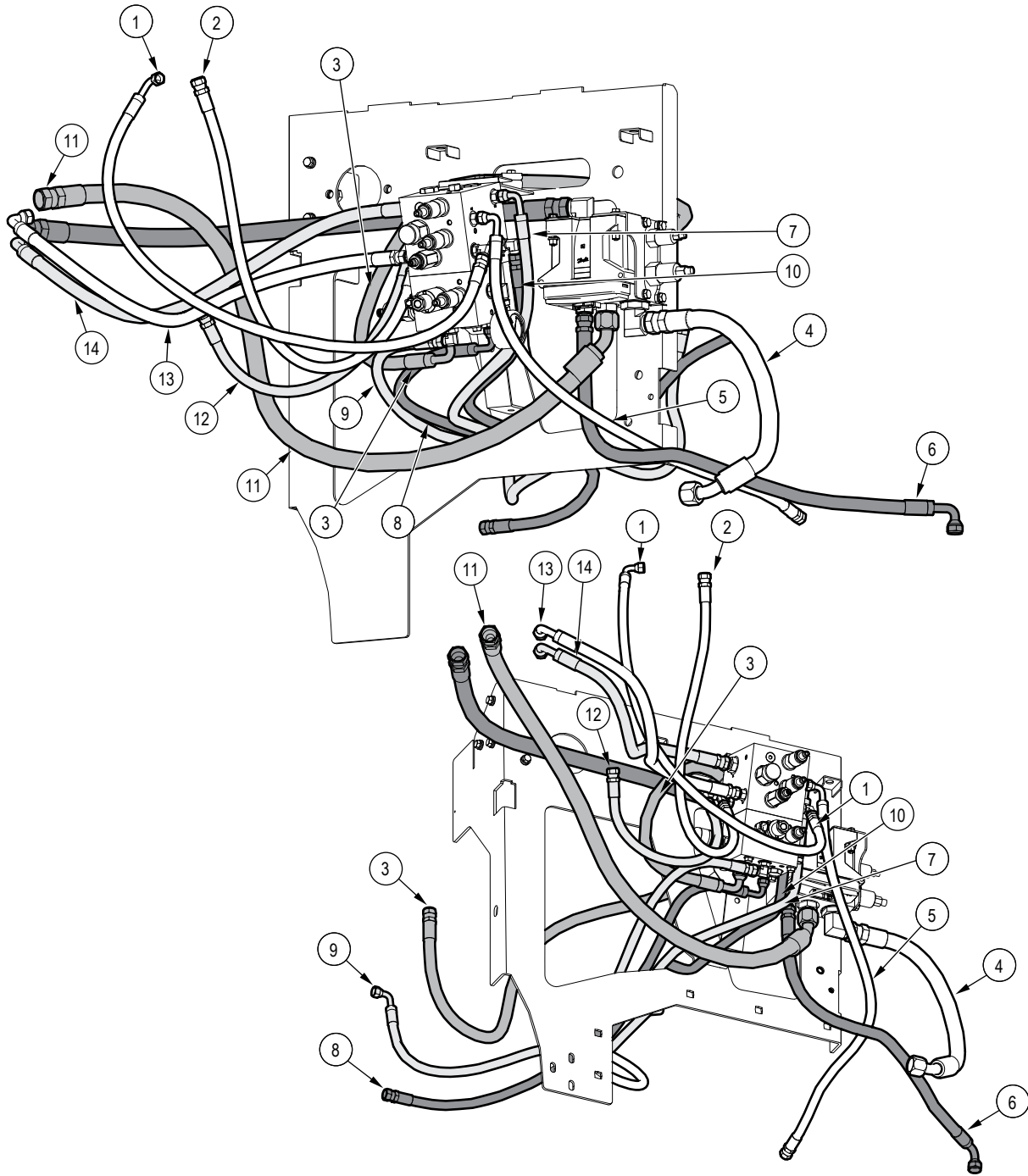
Ball Valve



Item	Part number	Description	Quantity
1	Z51641	Straight, MJIC x MORB 0606	1
2	Z75102	SHCS, #10NC x 1-3/4"	2
3	AL(N14-N12) CRH 171273	Handle	1
4	Z51651	Elbow 90, MJIC x MORB 0606	3
5	2250A073	Hydraulic Valve Manifold, Assembly	

Item	Part number	Description	Quantity
6	2250F218	3/8" Hose, FJIC06 x FJIC06 x 31"	1
7	Z56311	Ball Valve, ORB06	1
8	2250F220	3/8" Hose, FJIC06 x 90FJIC06 x 38"	1
9	Z72203	Hex Lock Nut, 10NC	2

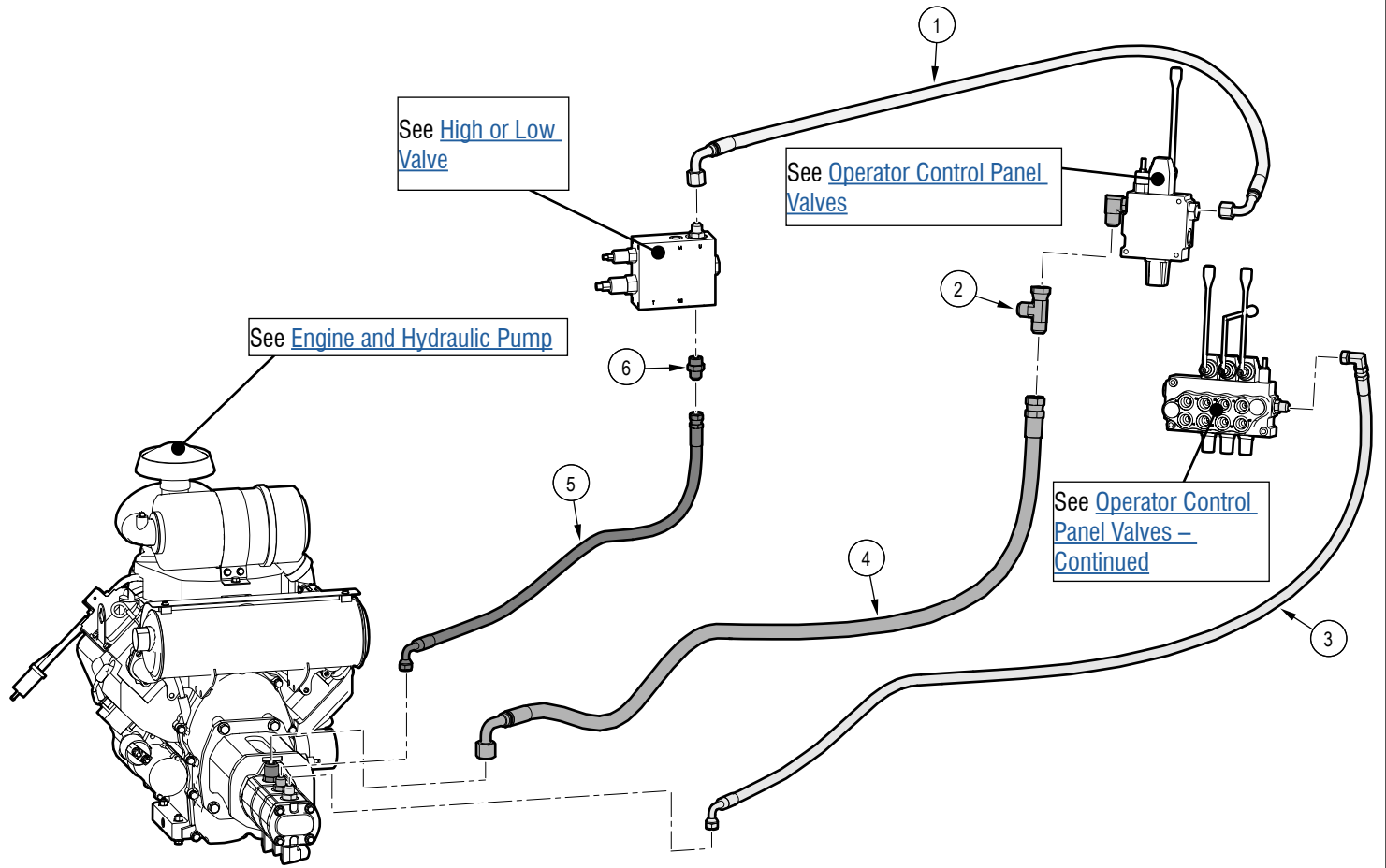
Hydraulic Valve Manifold System



Item	Part number	Description	Quantity
1	2250F220	3/8" FJIC06 x 90FJIC06 x 38"	1
2	2250F218	3/8" FJIC06 x FJIC06 x 31"	1
3	2250F221	1/2" FJIC08 x 90FJIC08 x 72"	1
4	2250F064	3/4" FJIC12 x 45FJIC12 x 17"	1
5	2250F226	3/8" FJIC06 x 90FJIC06 x 34.50"	1
6	2250F232	1/2" FJIC08 x 90FJIC08 x 38"	1
7	2250F224	3/8" FJIC06 x 90FJIC06 x 51"	1

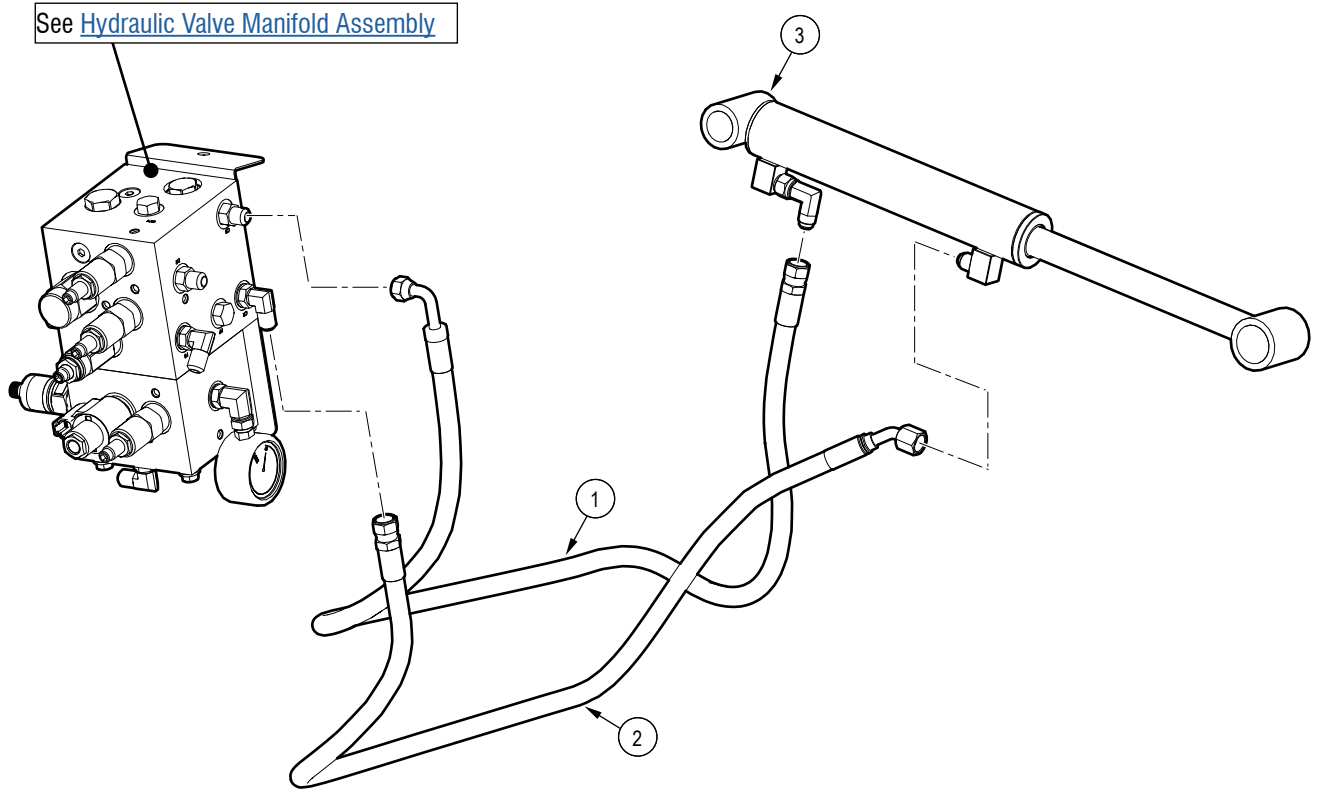
Item	Part number	Description	Quantity
8	2250F223	3/8" FJIC06 x 90FJIC06 x 44"	1
9	2250F222	3/8" FJIC06 x 90FJIC06 x 42"	1
10	2250F225	3/8" FJIC06 x 45FJIC06 x 46"	1
11	2250F161	3/4" FJIC12 x 45FJIC12 x 48"	1
12	2250F227	3/8" FJIC06 x 90FJIC06 x 21"	1
13	2250F217	1/2" 90FJIC08 x FJIC06 x 30"	1
14	2250F219	1/2" FJIC08 x 90FJIC08 x 30.5"	1

Hydraulic System – Engine



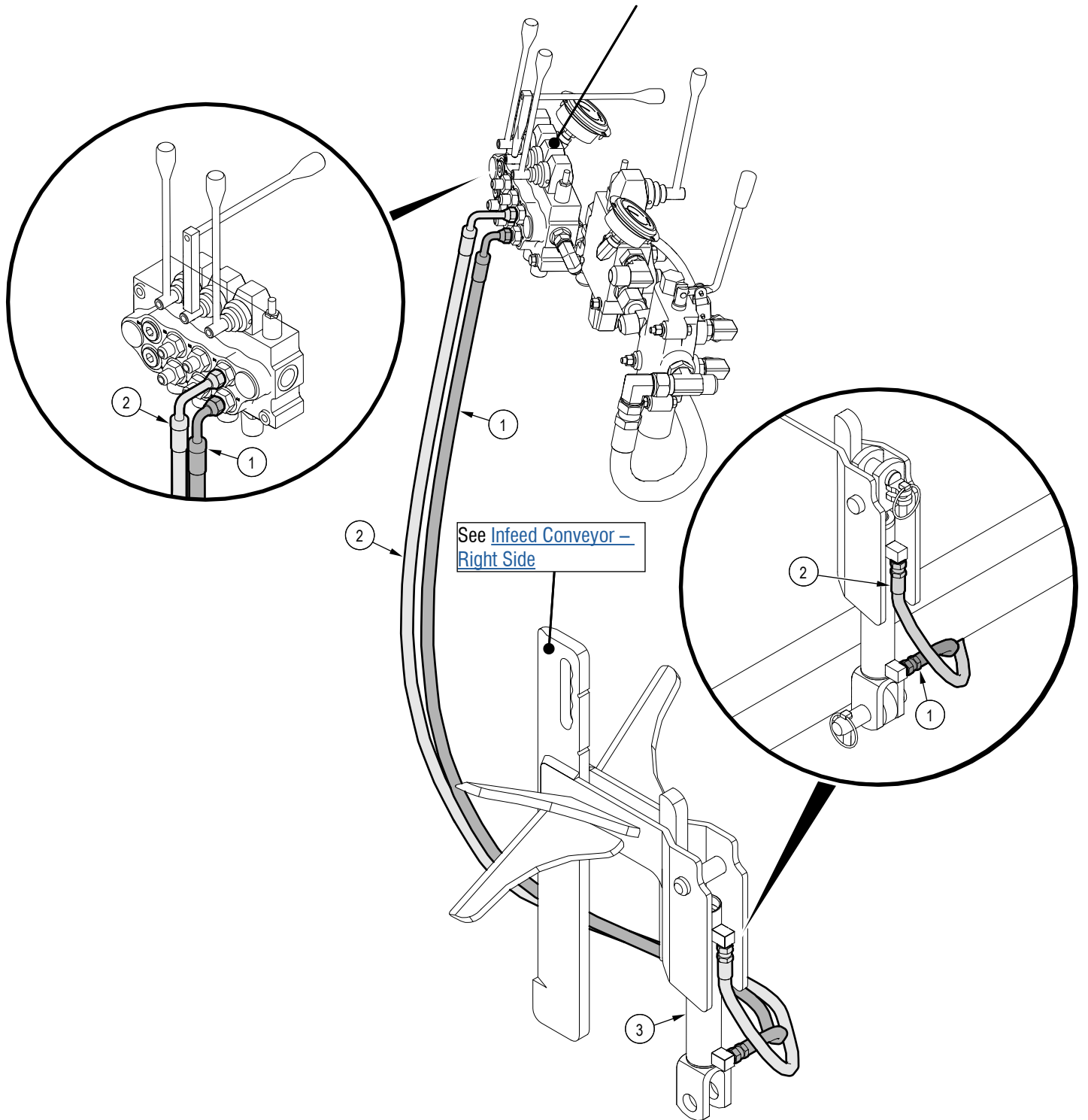
Item	Part number	Description	Quantity
1	2250F059	3/4" Hose, FJIC12 x 90FJIC12 x33"	1
2	Z51597	Tee, MJIC x FJICX x MJIC 121212	1
3	2250F233	1/2" Hose, FJIC08 x 90FJIC08 x 81"	1
4	2250F231	3/4" Hose, FJIC12 x 90FJIC12 x 68"	1
5	2250F232	1/2" Hose, FJIC08 x 90FJIC08 x 38"	1
6	Z51647	Straight, MJIC x MORB 0810	1

Hydraulic System – Top Roller Cylinder



Item	Part number	Description	Quantity
1	2250F224	3/8" Hose, FJIC06 x 90FJIC06 x 51"	1
2	2250F225	3/8" Hose, FJIC06 x 45FJIC06 x 46"	1
3	2250C004	Cylinder, 1-1/2" x 1" x 8.19"	1

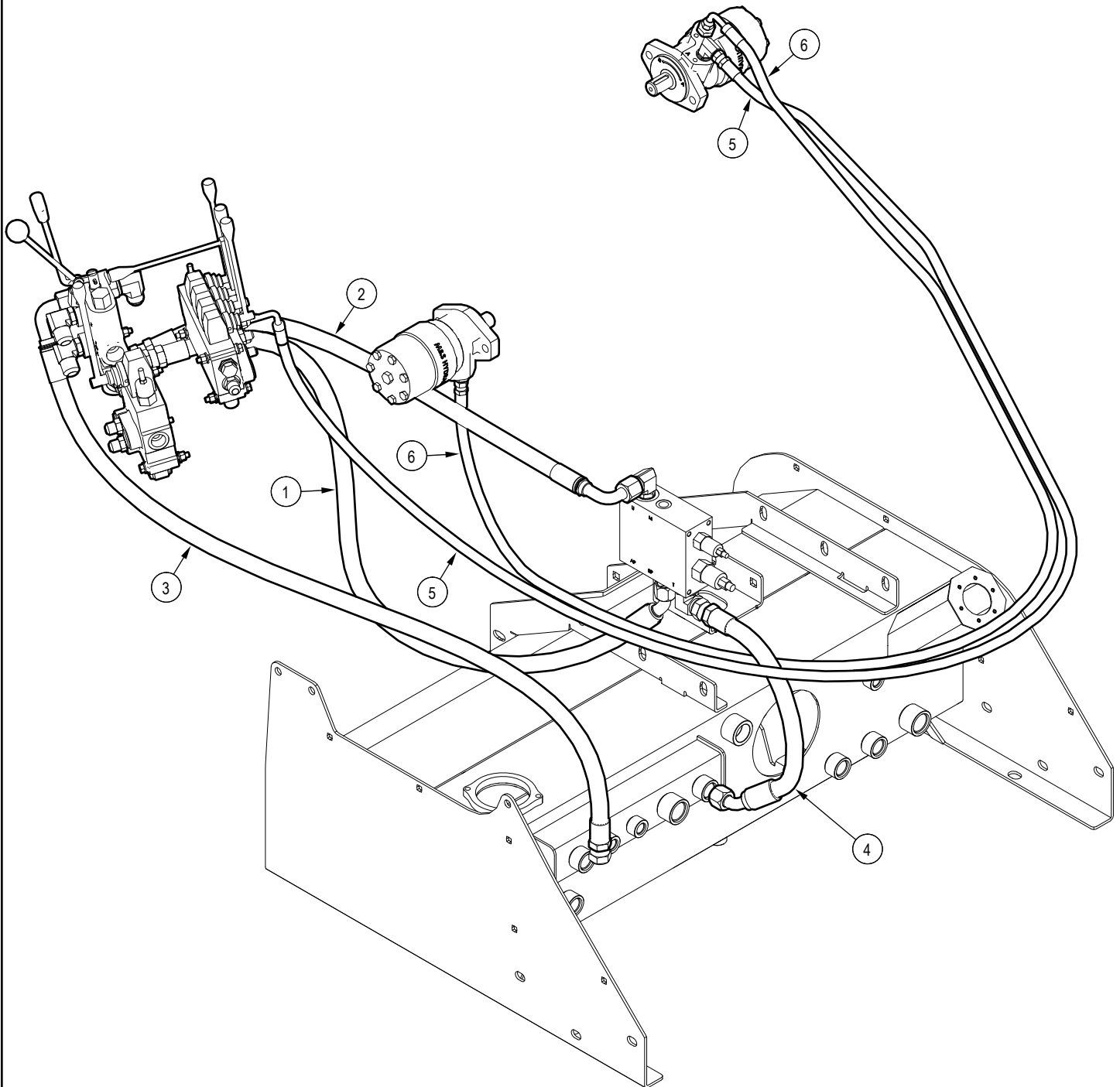
Hydraulic System – Wedge



See [Infeed Conveyor – Right Side](#)

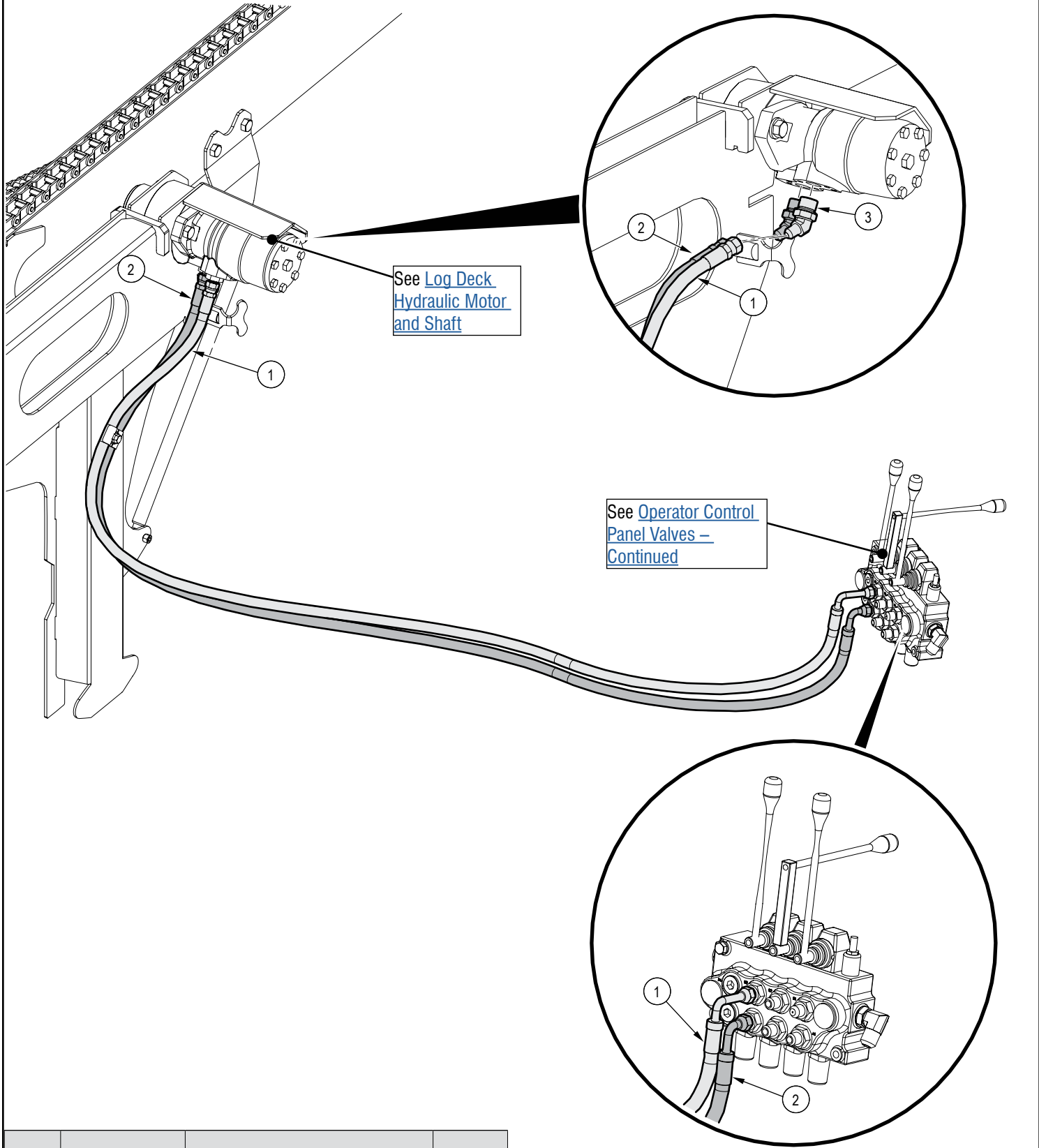
Item	Part number	Description	Quantity
1	2250F044	3/8" Hose, FJIC06 x 90FJIC06 x 64"	1
2	2250F045	3/8" Hose, FJIC06 x LG90FJIC06 x 71"	1
3	2250C002	Cylinder, 1-1/2" x 1" x 7.5"	1

Hydraulic System – Infeed-Conveyor Motor



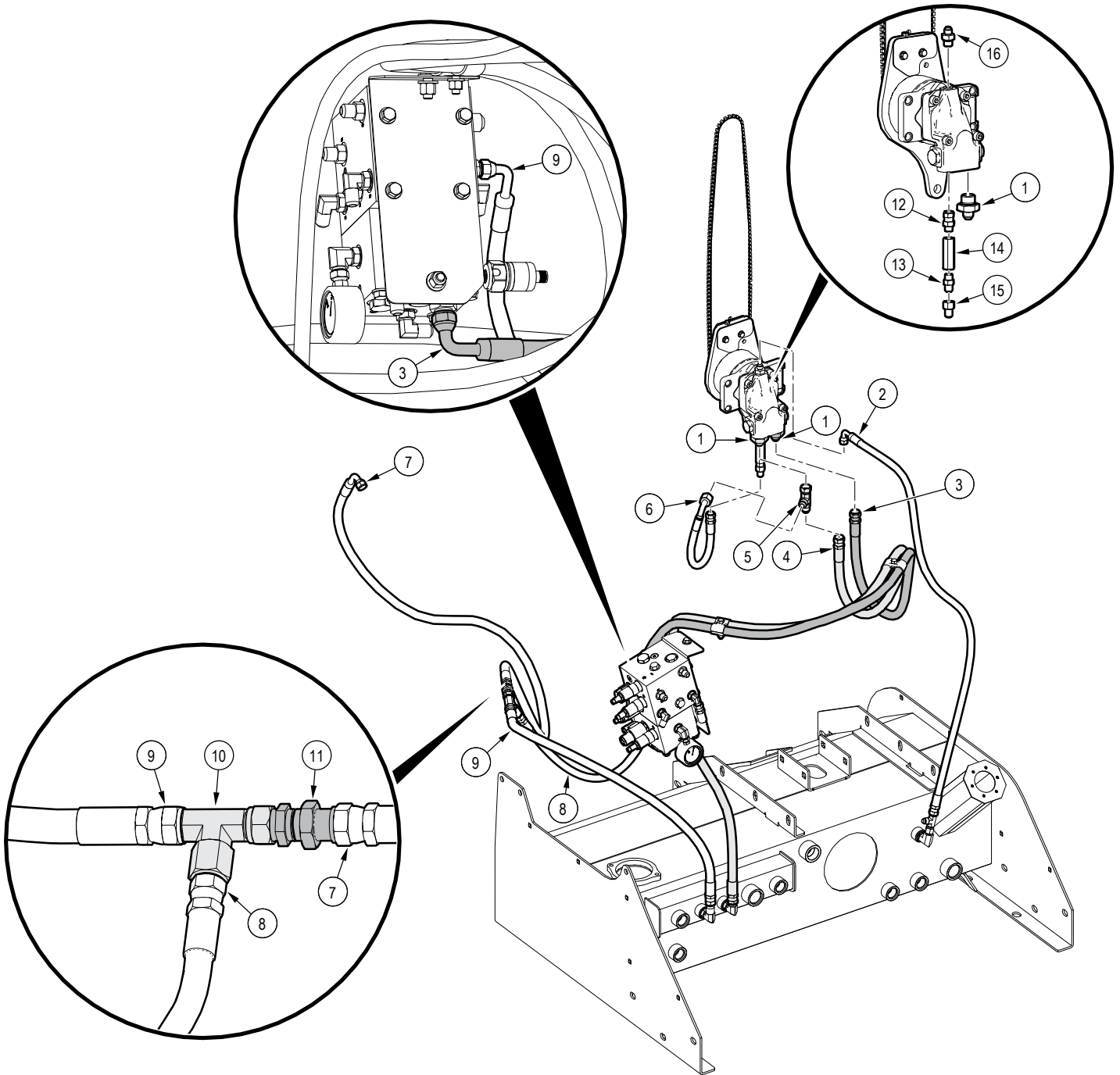
Item	Part number	Description	Quantity
1	2250F161	3/4" Hose, FJIC12 x 45FJIC12 x 48"	
2	2250F059	3/4" Hose, FJIC12 x 90FJIC12 x 33"	1
3	2250F060	3/4" Hose, FJIC12 x 90FJIC12 x 60"	1
4	2250F064	3/4" Hose, FJIC12 x 45FJIC12 x 17"	1
5	2280F352	3/8" Hose, FJIC06 x LG90FJIC06 x 108"	1
6	2280F351	3/8" Hose, FJIC06 x 90FJIC06 x 97"	1

Hydraulic System – Log Deck



Item	Part number	Description	Quantity
1	2250F049	3/8" Hose, FJIC06 x LG90FJIC06 x 116"	1
2	2250F048	3/8" Hose, FJIC06 x 90FJIC06 x 117"	1
3	Z51664	Elbow 45, MJIC x MORB 0610	2

Hydraulic System – Hydraulic Chainsaw

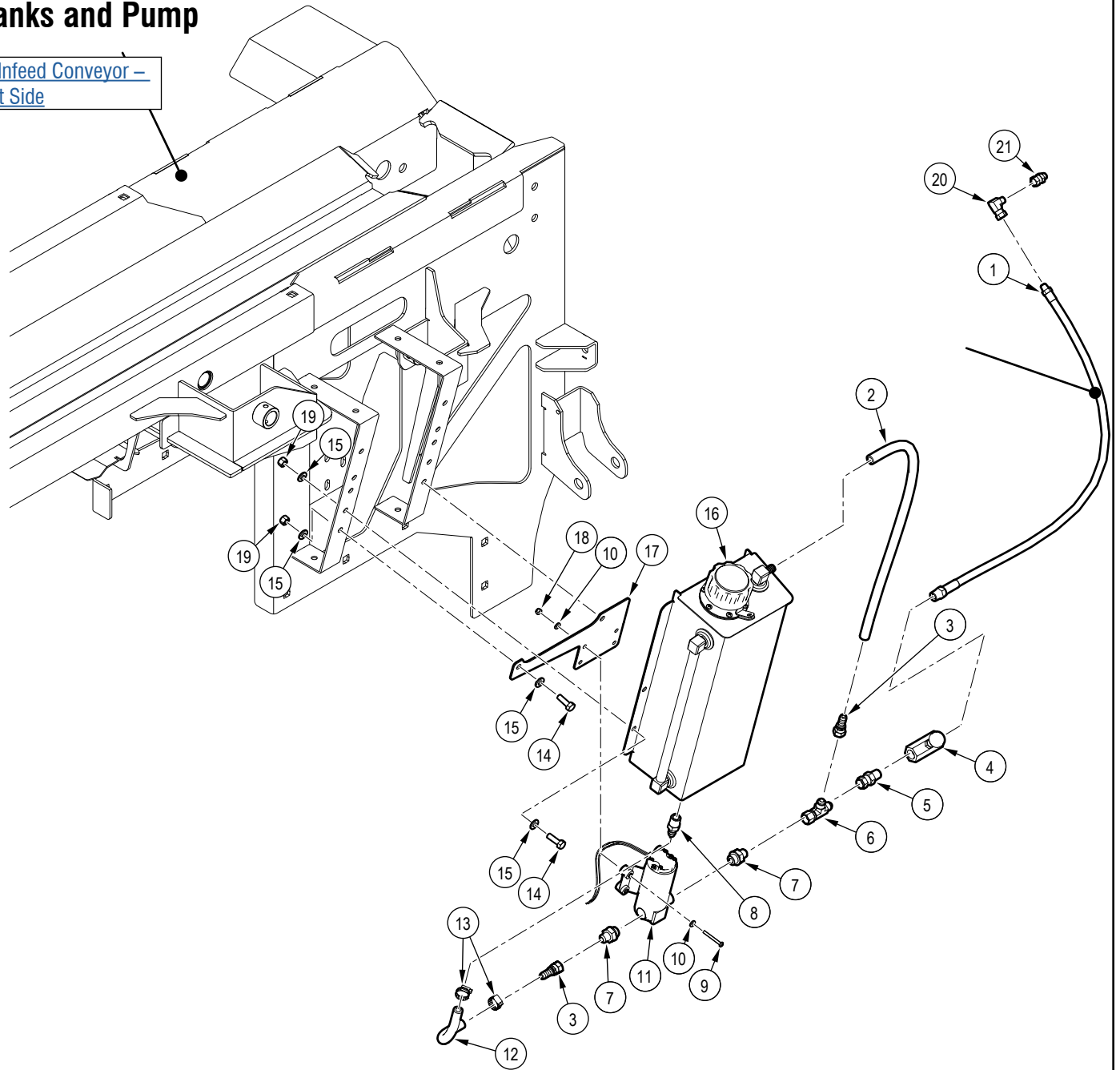


Item	Part number	Description	Quantity
1	Z514918	Straight, MJIC x MBSPP 0812	2
2	2250F174	3/8" FJIC06 x 90FJIC06 x 46"	1
3	2250F221	1/2" FJIC08 x 90FJIC08 x 72"	1
4	2250F173	1/2" FJIC08 x FJIC08 x 90"	1
5	Z515901	Tee, MJIC x FJICX x MJIC 080808	1
6	2250F204	3/8" FJIC06 x 90FJIC08 x 12"	1
7	2280F114	1/2" FJIC08 x 90FJIC08 x 60"	1
8	2250F227	3/8" FJIC06 x 90FJIC06 x 21"	1
9	2250F228	1/2" FJIC08 x FJIC08 x 33"	1

Item	Part number	Description	Quantity
10	Z515901	Tee, MJIC x FJICX x MJIC 080808	1
11	Z51497	Straight, MJIC x BH 0808	1
12	Z51761	Straight, MORB x FJICX 0606	1
13	Z51641	Straight, MJIC x MORB 0606	1
14	Z56112	Check Valve, SAE06 x 7psi	1
15	Z51913	Flow Restrictor, FJIC x MJIC 0606 x 0.0625"	1
16	Z514919	Straight, MJIC x MBSPP 0606	1

Oil Tanks and Pump

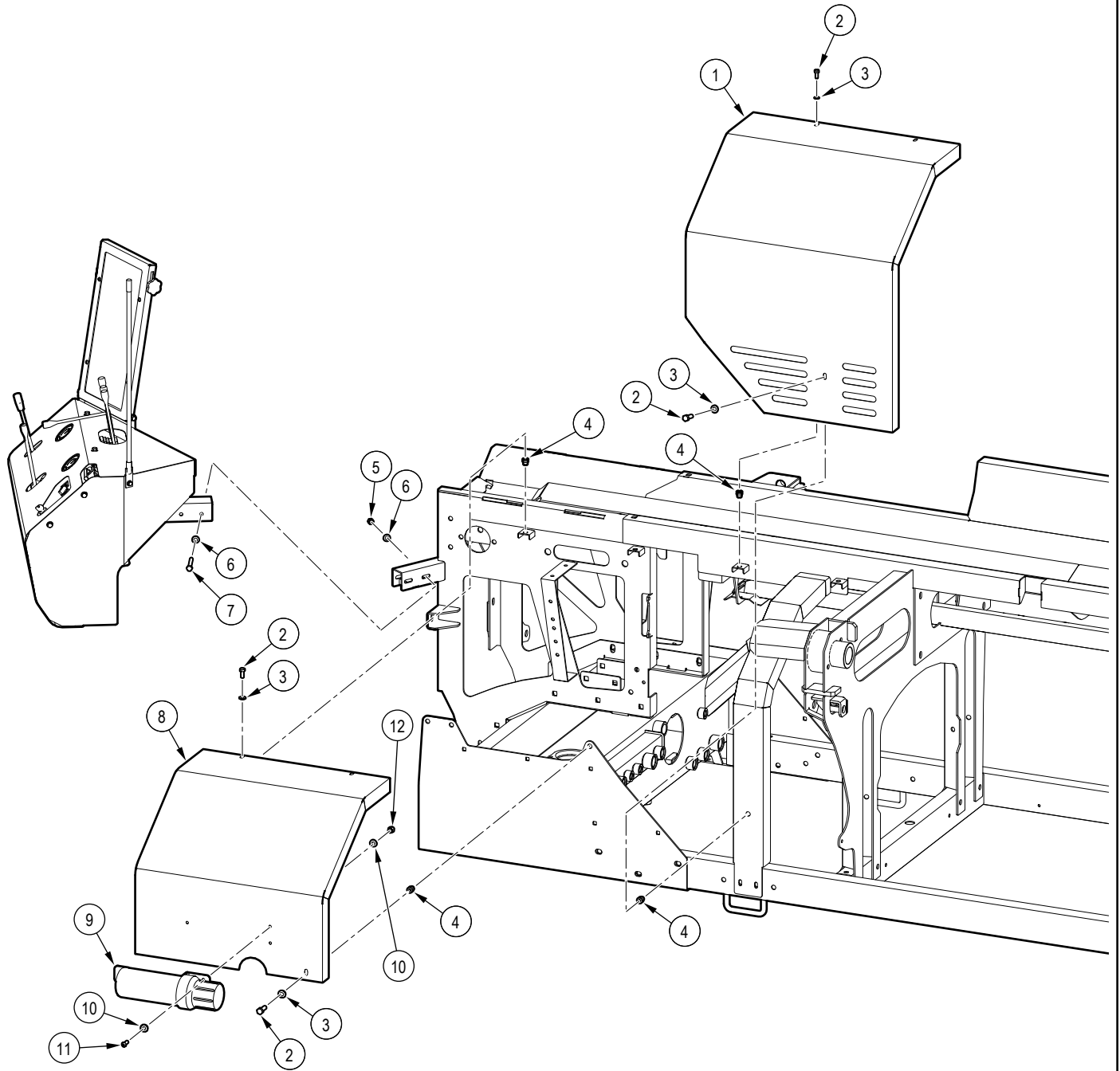
See [Infeed Conveyor – Right Side](#)



Item	Part number	Description	Quantity
1	2250F001	1/4" Oil Hose, MP02 x MP06 x 34"	1
2	2250F200	Clear Oil Line, 3/8" ID x 23"	1
3	Z515903	Straight, MHB x FJICX 06-06	2
4	Z56301	Flow Control, Needle x 0-9GPM	1
5	Z51511	Straight, MP x FJICX 0606	1
6	Z51592	Tee, MJIC x FJICX x MJIC 060606	1
7	Z51902	Straight, MJIC x MBSPP 0606	2
8	Z51182	Straight, MHB x MP 0606	1
9	Z78313	Machine Screw, #8NC x 1-1/2"	4
10	Z73102	SAE Washer, 8	8

Item	Part number	Description	Quantity
11	Z93334	1GPM Gear Pump - 12 VDC	1
12	2250F057	EPA Fuel Line, 3/8" x 7"	1
13	Z79407	Hose Clamp, SAE #6 (7/8")	2
14	Z71210	Hex Bolt, 5/16NC x 1"	6
15	Z73122G8	SAE Washer, 5/16" Grade 8	12
16	2250A070	Oil Reservoir, 6.2 Liter	1
17	2250L320	Oil Pump Mount	1
18	Z72202	Hex Lock Nut, 8NC	4
19	Z72221	Hex Lock Nut, 5/16NC	6
20	Z29307	Elbow 90 Grease Fitting, MP x FPX 0202	1
21	Z29311	Grease Fitting, MP x FPX 0202	1

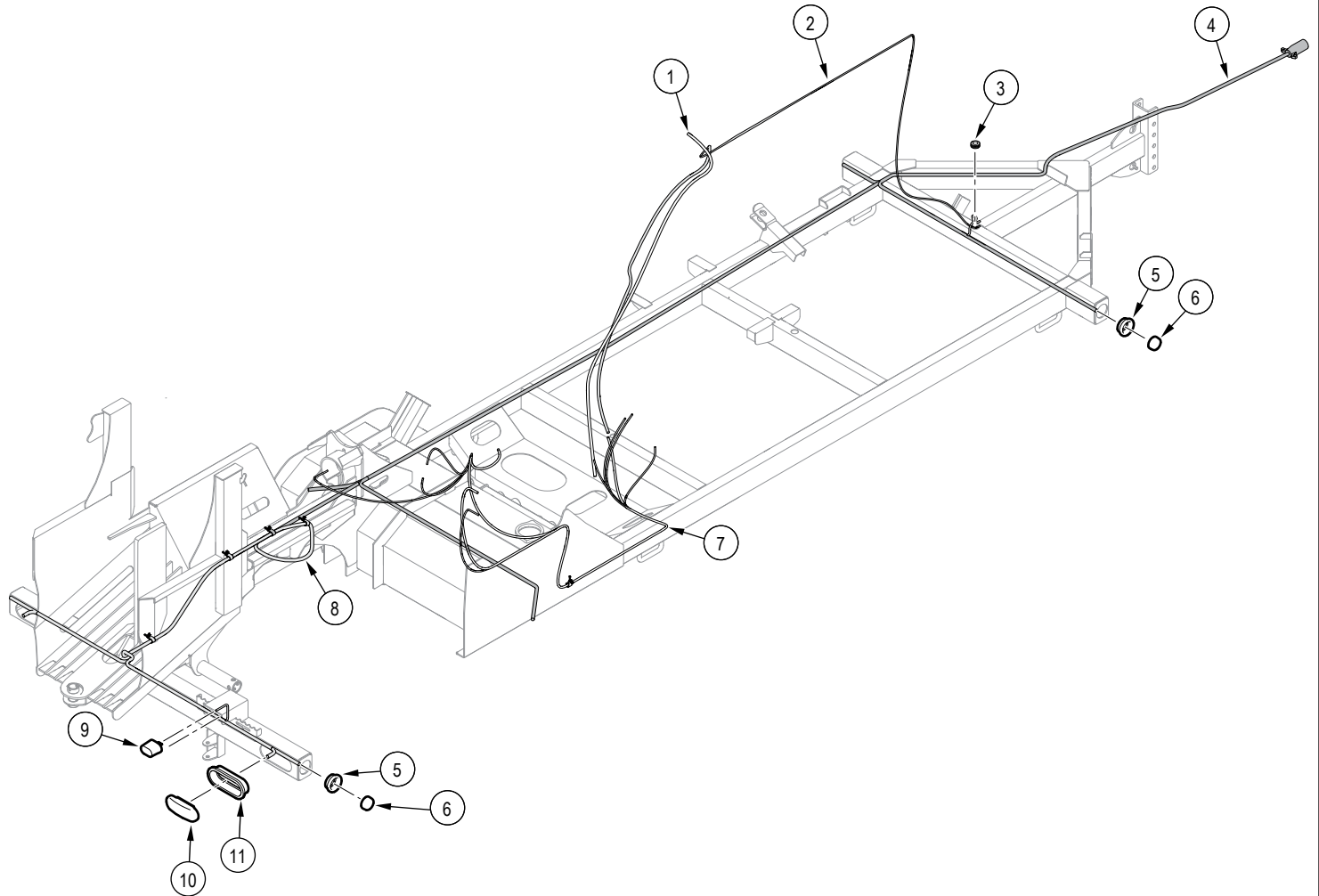
Hydraulic System Guard



Item	Part number	Description	Quantity
1	2250L413	Hydraulic Guard	1
2	Z71207	Hex Bolt, 5/16NC x 3/4"	6
3	Z73122G8	SAE Washer, 5/16" Grade 8	12
4	Z72957	Rivet Nut, 5/16NC x 312	6
5	Z72231	Hex Lock Nut, 3/8NC	2
6	Z73131G8	SAE Washer, 3/8" Grade 8	4

Item	Part number	Description	Quantity
7	Z71330	Hex Bolt, 3/8NC x 3"	2
8	2250L445	Hydraulic Guard	1
9	Z96503	Manual Tube, 3-1/2" Short	1
10	Z73111G8	SAE Washer, 1/4" Grade 8	6
11	Z78301	BHCS, 1/4NC x 3/4", Hex Drive	3
12	Z72211	Hex Lock Nut, 1/4NC	3

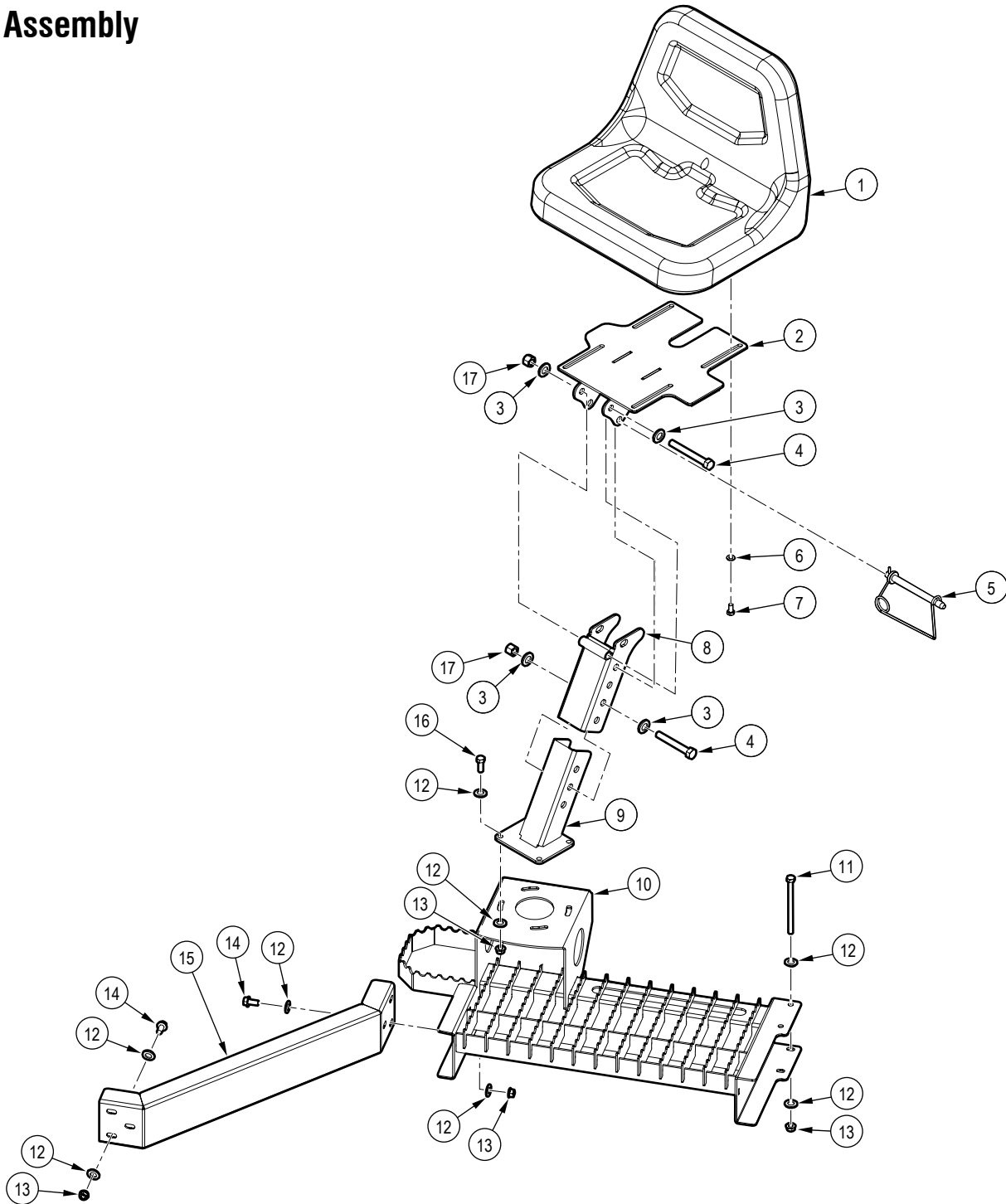
Lights and Wire Harness



Item	Part number	Description	Quantity
1	2250F215	Negative Battery Wire	1
2	2250F214	Positive Battery Wire	1
3	Z62822	Rubber Grommet, 3/4" x 1/4"	2
4	2250F110	Harness, WP1624 Lights Front	1
5	Z61202	Grommet, Round x Open Back	4
6	Z61211	Marker LED, Round x Amber	4

Item	Part number	Description	Quantity
7	2250F216		1
8	2250F109	Harness, WP1624 Lights Rear	1
9	Z61301	License Lamp, White	1
10	Z61114	STT LED, Oval x Red	2
11	Z61103	Grommet, Oval x Open Back	2

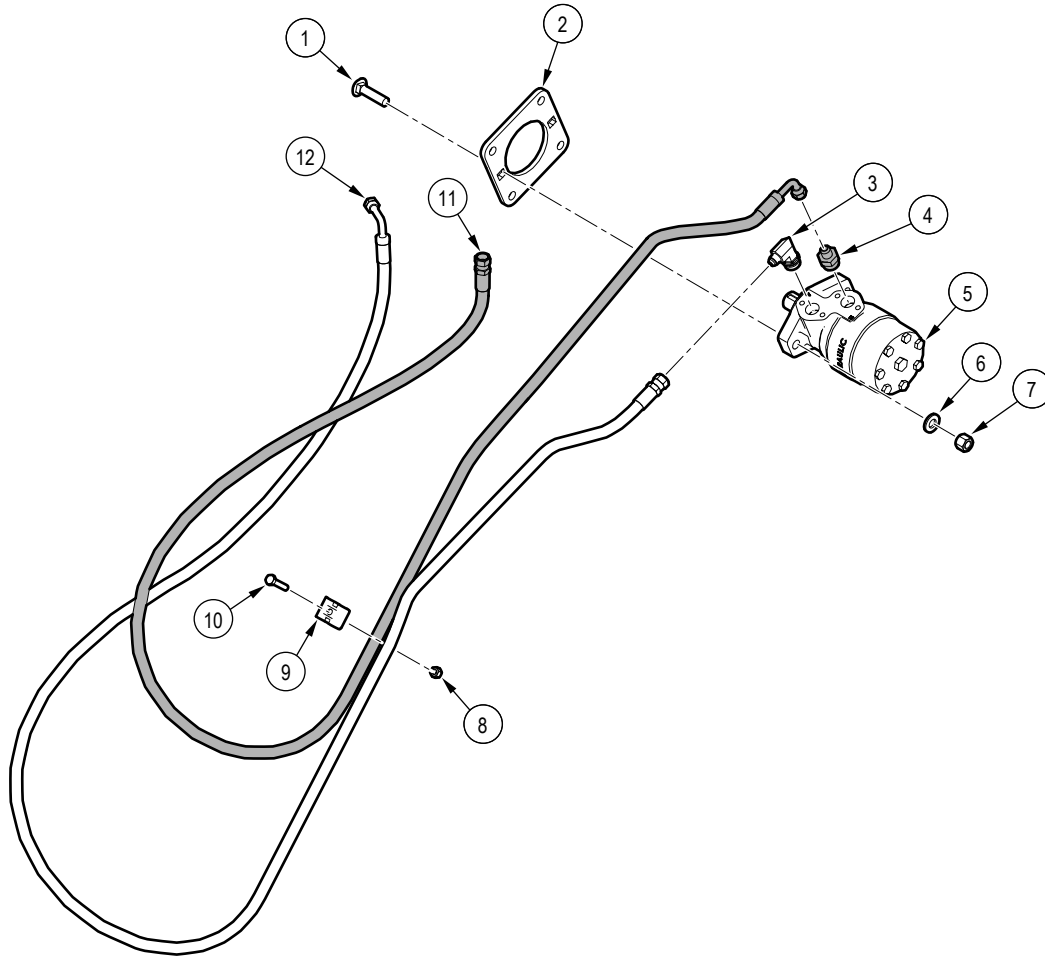
Seat Assembly



Item	Part number	Description	Quantity
1	Z19201	High-Back Backhoe Seat	1
2	3011W113	Plate, Seat	1
3	Z73151G8	SAE Washer, 1/2" Grade 8	4
4	Z71545	Hex Bolt, 1/2NC x 4-1/2"	2
5	Z12441	Snap Lock Pin, 1/2" x 4-1/2"	1
6	Z77352	DIN 125 Washer, M8	4
7	Z77152	Hex Bolt, M8x1.25 x 16mm	4
8	3011W112	Mount, Seat	1
9	3011W111	Base, Seat	1

Item	Part number	Description	Quantity
10	2250W028	Weldment, Seat Option Base	1
11	Z71360	Hex Bolt, 3/8NC x 6"	2
12	Z73131G8	SAE Washer, 3/8" Grade 8	24
13	Z72231	Hex Lock Nut, 3/8NC	12
14	Z71310	Hex Bolt, 3/8NC x 1"	6
15	2250L240	Brace, Seat	1
16	Z71312	Hex Bolt, 3/8NC x 1-1/4"	4
17	Z72251	Hex Lock Nut, 1/2NC	2

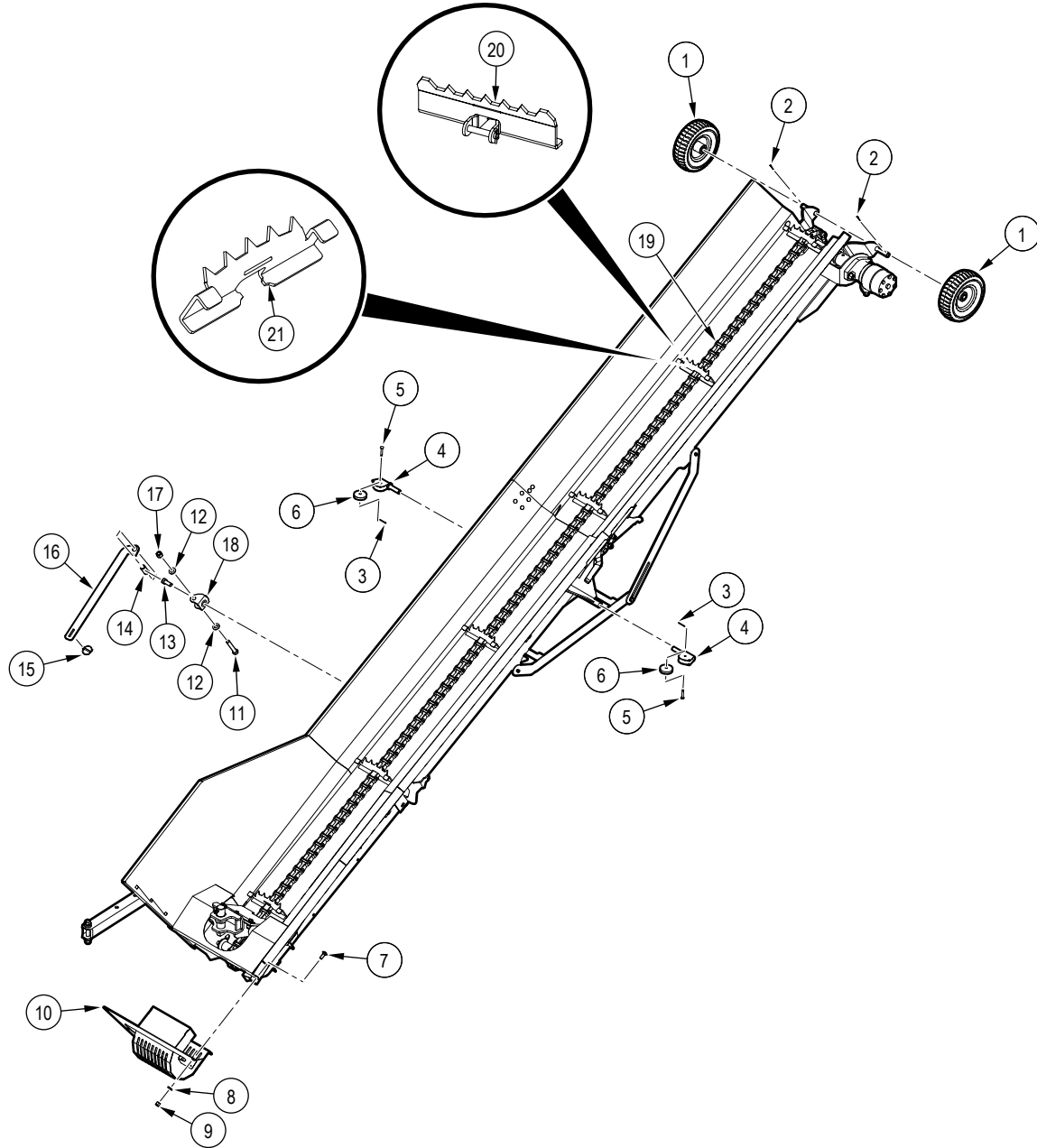
Drive Clamp Accessory



Item	Part number	Description	Quantity
1	Z76255	Carriage Bolt, 1/2NC x 2"	2
2	1024L771	Motor Bearing Interface	1
3	Z51656	Elbow 90, MJIC x MORB 0610	1
4	Z51645	Straight, MJIC x MORB 0610	1
5	Z54104	Hydraulic Motor, 315 CCR	1
6	Z73151G8	SAE Washer, 1/2" Grade 8	2
7	Z72251	Hex Lock Nut, 1/2NC	2

Item	Part number	Description	Quantity
8	Z72221	Hex Lock Nut, 5/16NC	2
9	2250L286	Hose Clamp, 2 x 3/8"	2
10	Z71215	Hex Bolt, 5/16NC x 1-1/2"	2
11	2280F351	3/8" FJIC06 x 90FJIC06 x 97"	1
12	2280F352	3/8" FJIC06 x LG90FJIC06 x 108"	1

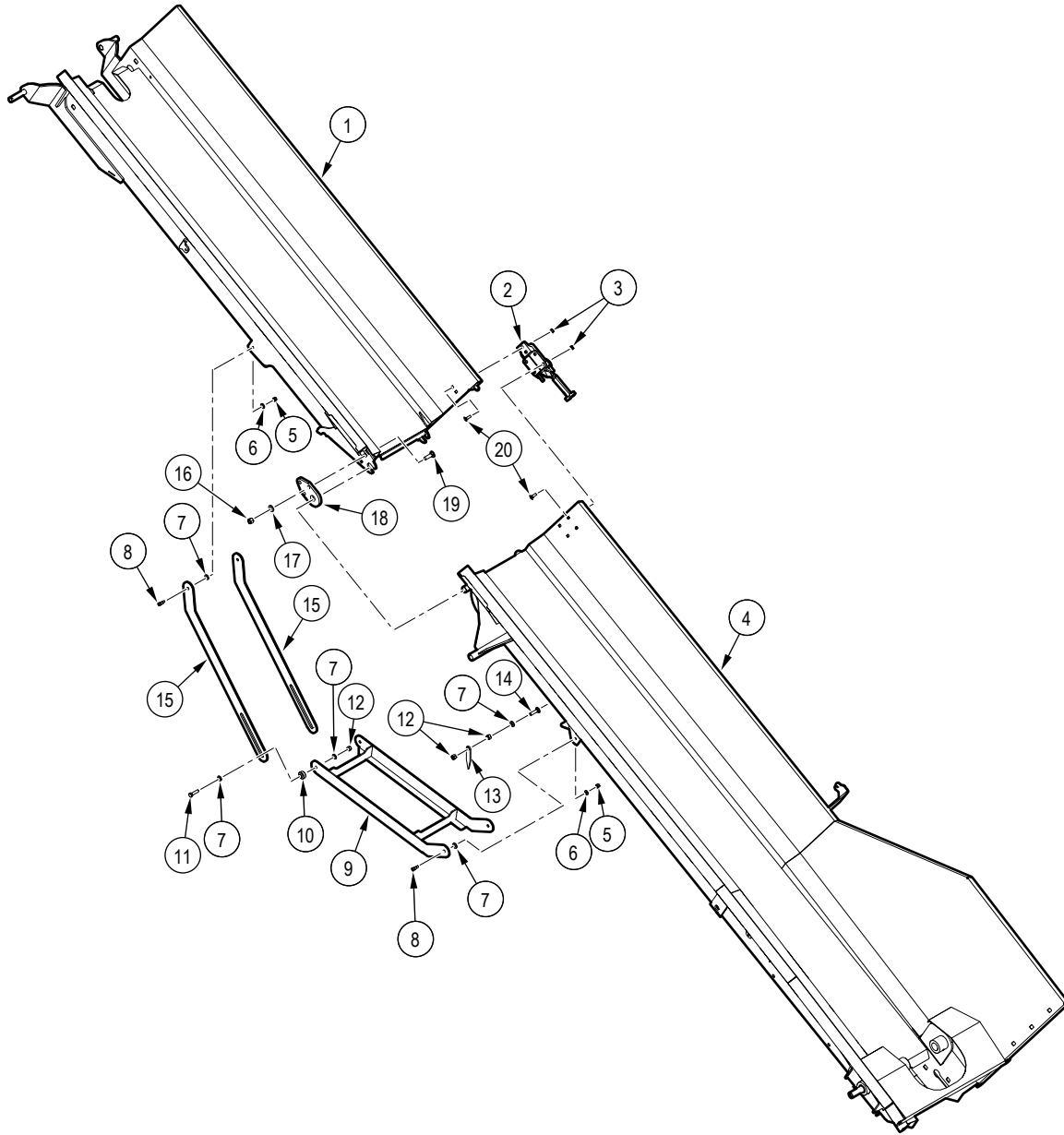
12' Conveyor - Accessory Main Parts



Item	Part number	Description	Quantity
1	Z91332	2.5-4 Offest Hub 225 lbs - 5/8"	2
2	Z12303	Cotter Pin, 3/32" x 1"	2
3	Z12311	Cotter Pin, 1/8" x 1"	2
4	5012W215	Clutch Rope Pulley Housing	2
5	Z11311	Clevis Pin, 1/4" x 1-1/8"	2
6	2280M118	Steel Pulley, 2" x 1/4"	2
7	Z76231	Carriage Bolt, 3/8NC x 1"	4
8	Z73131G8	SAE Washer, 3/8" Grade 8	4
9	2280W117	Bottom Sprocket Enclosure	1
10	Z71530	Hex Bolt, 1/2NC x 3"	1
11	Z71530	Hex Bolt, 1/2NC x 3"	1

Item	Part number	Description	Quantity
12	Z73151G8	SAE Washer, 1/2" Grade 8	2
13	Z71512	Hex Bolt, 1/2NC x 1-1/4"	1
14	2071M126	Bushing, Chute Lock	1
15	Z12110	Lynch Pin, 3/16"	1
16	2280L223	Latch, Bottom Chutet	1
17	Z72251	Hex Lock Nut, 1/2NC	1
18	2071L123	Clevis, Latch Mount	1
19	2280W125	Weldment, 12ft Conveyor Chain	1
20	2280W131	Conveyor Cog	10
21	2280A101	Pin and Conveyor Cog	10

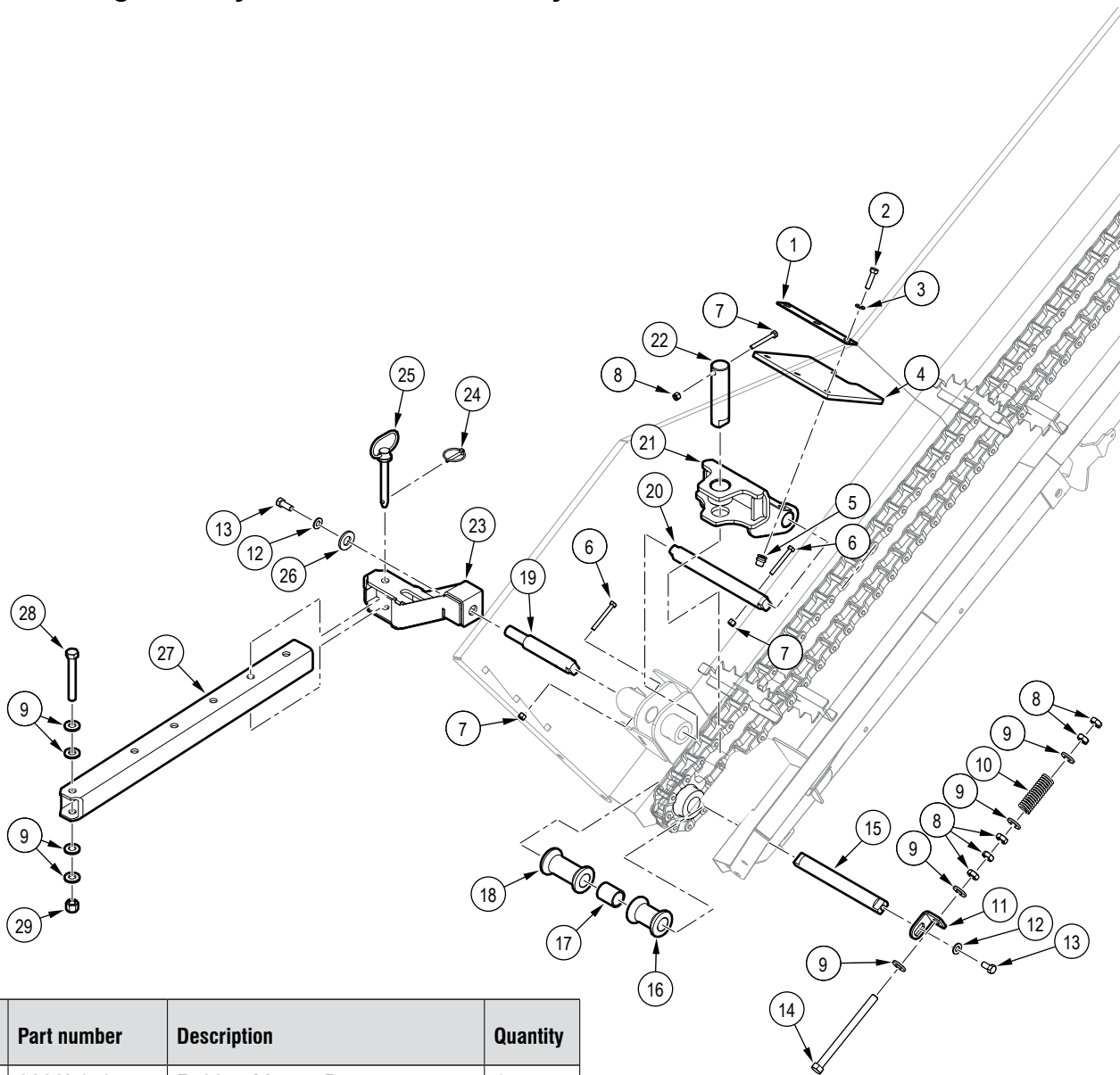
12' Stacking Conveyor - Upper and Lower Troughs



Item	Part number	Description	Quantity
1	2280W127	Weldment, Upper Trough	1
2	Z19511	Handle Clamp, Latch	1
3	Z72511	Serrated Flange Locknut, 1/4NC	12
4	2280W128	Weldment, Lower Trough	1
5	Z72211	Hex Lock Nut, 1/4NC	4
6	Z73111G8	SAE Washer, 1/4" Grade 8	8
7	Z73122G8	SAE Washer, 5/16" Grade 8	9
8	Z75523	Shoulder Bolt, 5/16" x 3/8"	4
9	2280W130	Weldment, Guard Lower Trough	1
10	2280M120	Spacer, 1" O.D. x .340" I.D. x 9/16" Lg.	2

Item	Part number	Description	Quantity
11	Z71212	Hex Bolt, 5/16NC x 1-1/4"	2
12	Z72221	Hex Lock Nut, 5/16NC	4
13	2280L184	Indicator, Angle	1
14	Z76223	Carriage Bolt, 5/16NC x 1-1/4"	1
15	2280L283	Bracket, Guard Upper Trough	2
16	Z72231	Hex Lock Nut, 3/8NC	6
17	Z73131G8	SAE Washer, 3/8" Grade 8	6
18	2280L180	Plate, Trap	2
19	Z76232	Carriage Bolt, 3/8NC x 1-1/4"	6
20	Z76211	Carriage Bolt, 1/4NC x 3/4"	12

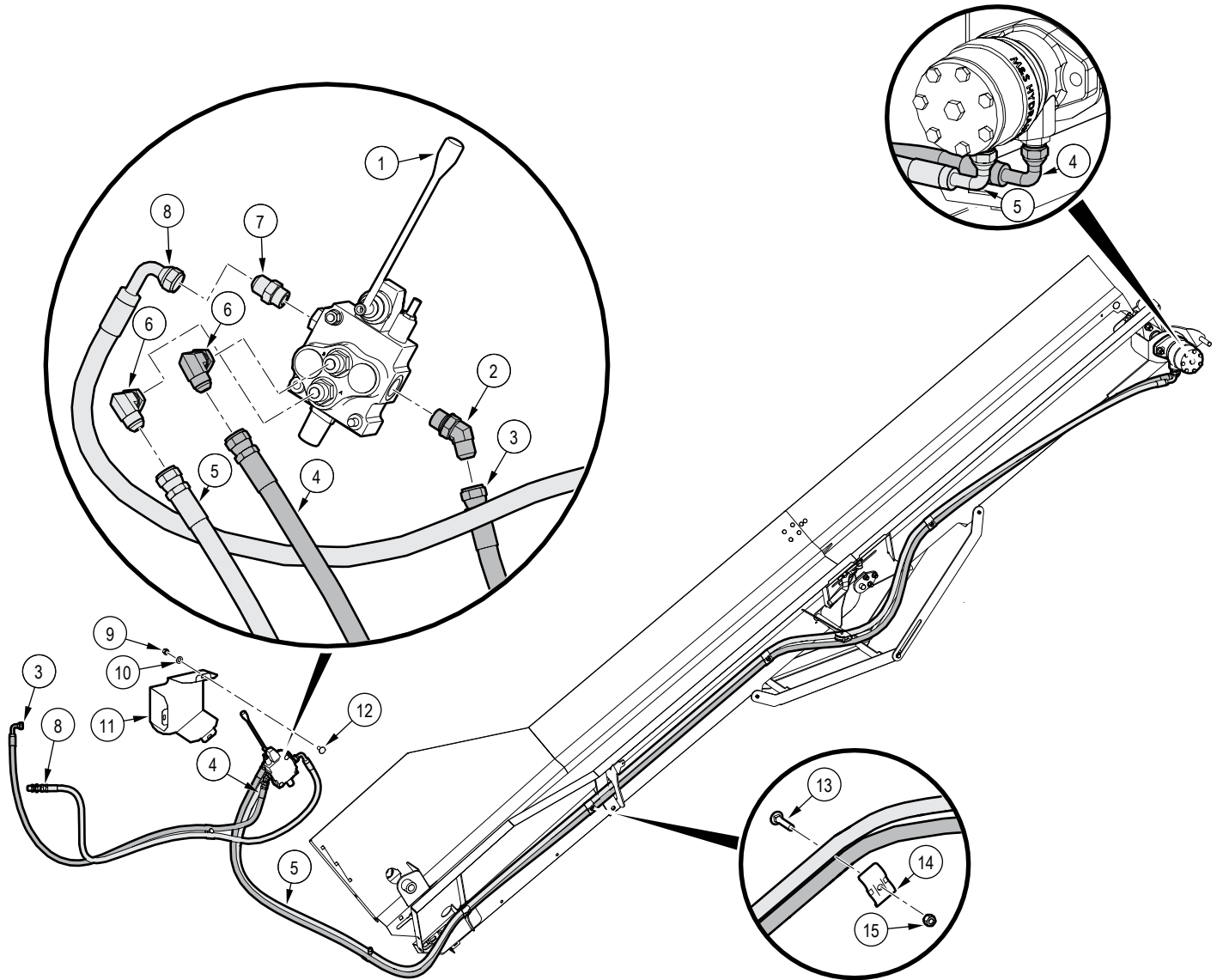
12' Stacking Conveyor - Swivel Assembly



Item	Part number	Description	Quantity
1	2280L158	Rubber Mount, Bottom Enclosure	1
2	Z71212	Hex Bolt, 5/16NC x 1-1/4"	3
3	Z73122G8	SAE Washer, 5/16" Grade 8	3
4	2280S103	Trough Flap, Rubber	1
5	Z72956	Rivet Nut, 5/16NC x 150	1
6	Z71122	Hex Bolt, 1/4NC x 2-1/4"	4
7	Z72211	Hex Lock Nut, 1/4NC	4
8	Z72351	Jam Nut, 1/2NC	10
9	Z73151G8	SAE Washer, 1/2" Grade 8	14
10	Z32603	Die Spring, 1" x 3" Blue	1
11	2280L150	Tensioner, L-Bracket	2
12	Z73131G8	SAE Washer, 3/8" Grade 8	3
13	Z71307	Hex Bolt, 3/8NC x 3/4"	3
14	Z71565FT	Hex Bolt, 1/2NC x 6-1/2" Full Threads	2
15	2280M103	Shaft, Conveyor Pivot	1
16	2280M105	Spacer, Idler Short	1

Item	Part number	Description	Quantity
17	Z27109	Composite Bearing, 1" ID x 1-1/2" long x 1/8" Wall	1
18	2280M104	Spacer, Idler Long	1
19	2280M123	Shaft, Conveyor Swivel	1
20	2280M121	Shaft, Lower Conveyor Mount	1
21	2280W104	Weldment, Conveyor Pivot Yoke	1
22	2250M056	Ylw DiChromate	1
23	2280W119	Weldment, Swivel	1
24	Z12110	Lynch Pin, 3/16"	1
25	Z11222	Hitch Pin, 1/2" x 3-1/2"	1
26	2280L122	Washer, Swing Lock	1
27	2280S105	Outer Tube, Anti-sway	1
28	Z71537	Hex Bolt, 1/2NC x 3-3/4"	1
29	Z72251	Hex Lock Nut, 1/2NC	1

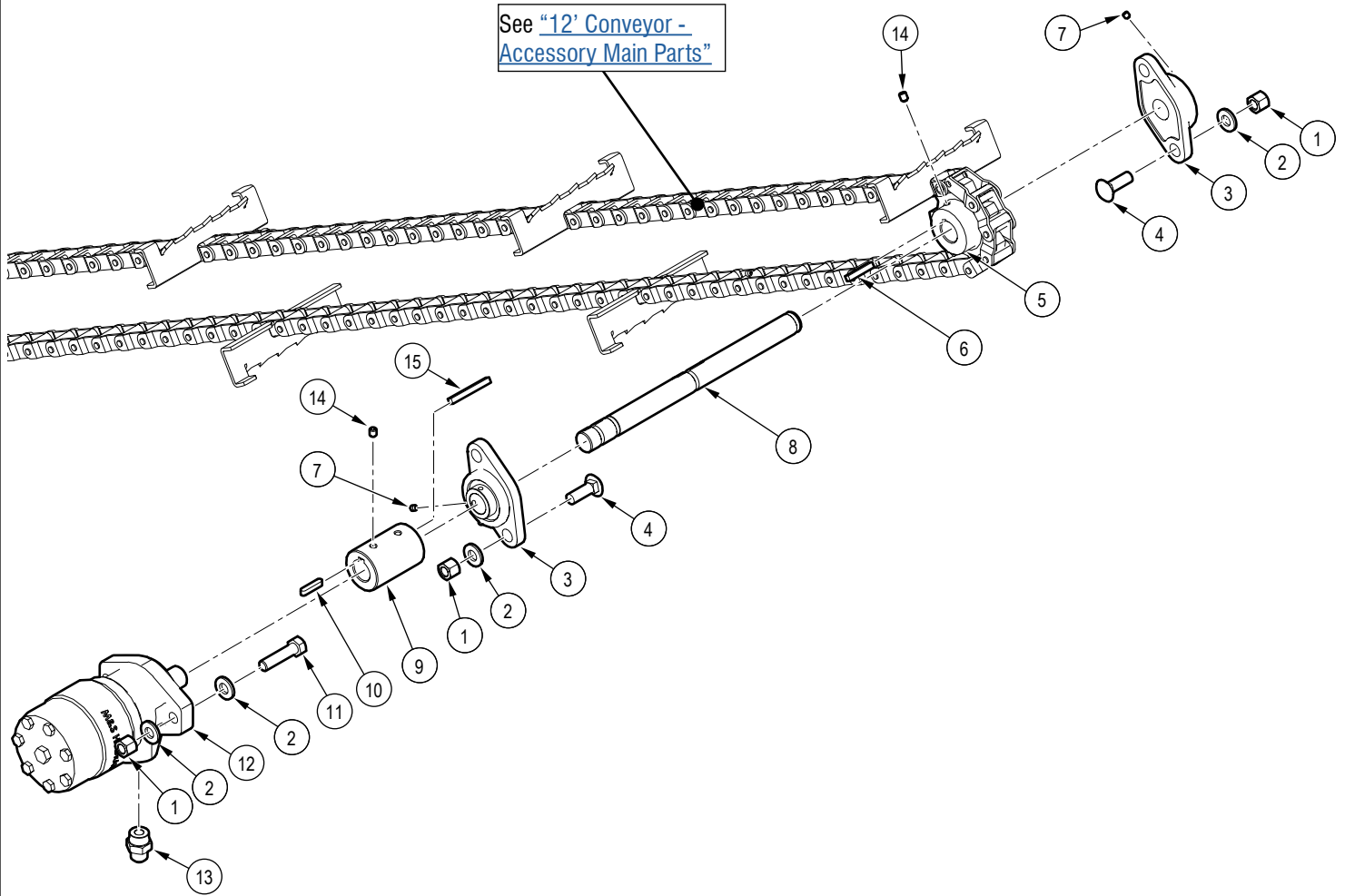
12' Stacking Conveyor - Valve and Hydraulics Assembly



Item	Part number	Description	Quantity
1	Z56229	Single Spool Valve, OC Tandem x 12GPM	1
2	Z51662	Elbow 45, MJIC x MORB 0808	1
3	2280F113	1/2" Hose, FJIC08 x 90FJIC08 x 62"	1
4	2280F103	1/2" Hose, FJIC08 x 90FJIC08 x 216"	1
5	2280F102	1/2" Hose, FJIC08 x 90FJIC08 x 212"	1
6	Z51562	Elbow 90, MJIC x FJICX 0808	2
7	Z51643	Straight, MJIC x MORB 0808	1

Item	Part number	Description	Quantity
8	2280F114	1/2" Hose, FJIC08 x 90FJIC08 x 60"	1
9	Z72221	Hex Lock Nut, 5/16NC	3
10	Z73122G8	SAE Washer, 5/16" Grade 8	3
11	2280L186	Guard, Conveyor Hydraulics	1
12	Z76221	Carriage Bolt, 5/16NC x 3/4"	3
13	Z76224	Carriage Bolt, 5/16NC x 1-1/2"	5
14	2054L412	Hose Clamp, 2 x 1/2"	5
15	Z72221	Hex Lock Nut, 5/16NC	5

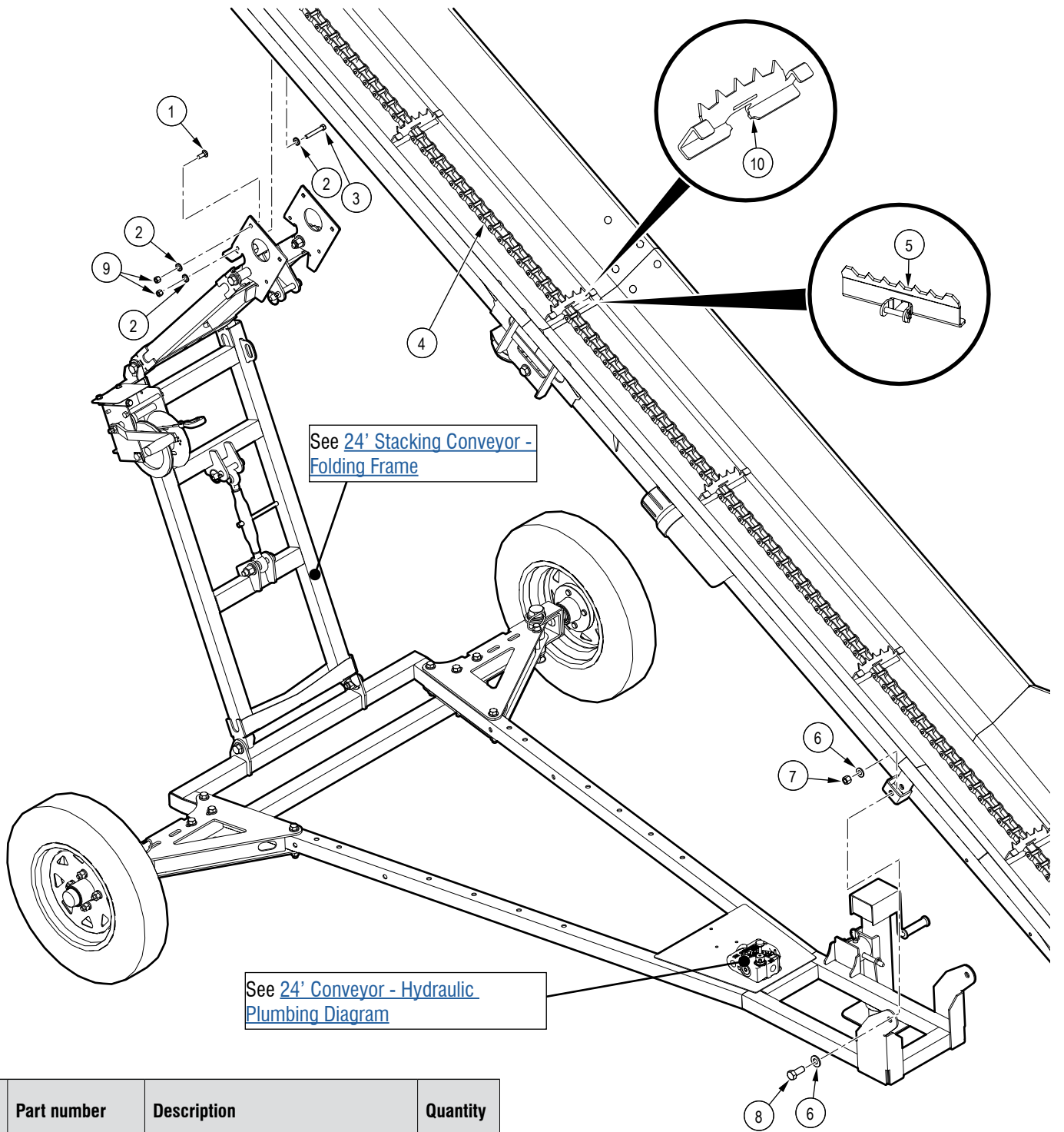
12' Stacking Conveyor - Drive Assembly



Item	Part number	Description	Quantity
1	Z72251	Hex Lock Nut, 1/2NC	6
2	Z73151G8	SAE Washer, 1/2" Grade 8	8
3	Z25101	2-Bolt Flange Bearing, UCFL205-16	2
4	Z76251	Carriage Bolt, 1/2NC x 1-1/2"	4
5	2280M110	Sprocket, 7 Tooth x 1" Bore	1
6	Z46532	Key, 1/4" x 1/4" x 1-1/2"	1
7	Z74112	Set Screw, 1/4NF x 1/4"	4
8	2280M101	Shaft, Conveyor Drive	1

Item	Part number	Description	Quantity
9	Z46444	Rigid Coupling, 1" x 1"	1
10	Z46594	Blind Chipper Key, 1/4" x 1/4" x 1-1/4"	1
11	Z71520	Hex Bolt, 1/2NC x 2"	2
12	Z54104	Hydraulic Motor, 315CC	1
13	Z51647	Straight, MJIC x MORB 0810	2
14	Z74121	Set Screw, 5/16NC x 3/8"	4
15	Z46533	Key, 1/4" x 1/4" x 1"	1

24' Conveyor - Main Parts



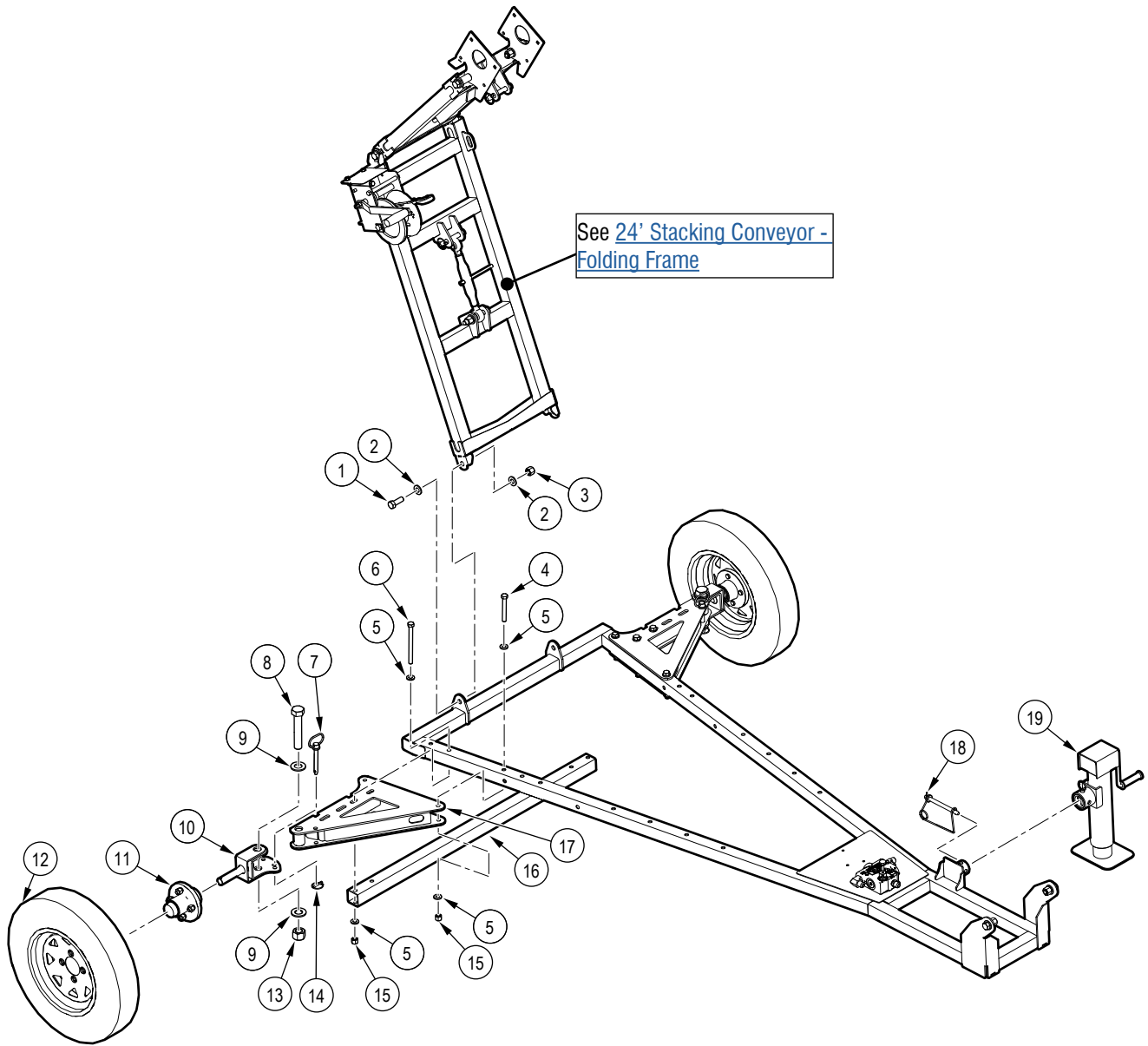
See [24' Stacking Conveyor - Folding Frame](#)

See [24' Conveyor - Hydraulic Plumbing Diagram](#)

Item	Part number	Description	Quantity
1	Z76231	Carriage Bolt, 3/8NC x 1"	4
2	Z73131G8	SAE Washer, 3/8" Grade 8	16
3	Z71325	Hex Bolt, 3/8NC x 2-1/2"	4
4	2280W258	Weldment, 24ft Conveyor Chain	1
5	2280A101	Conveyor Cog and Pin	22
6	Z73161G8	SAE Washer, 5/8" Grade 8	8
7	Z72261	Hex Lock Nut, 5/8NC	2
8	Z71615	Hex Bolt, 5/8NC x 1-1/2"	2

Item	Part number	Description	Quantity
9	Z72231	Hex Lock Nut, 3/8NC	8
10	2280W131	Conveyor Cog	22

24' Conveyor - Trailer Assembly Detail

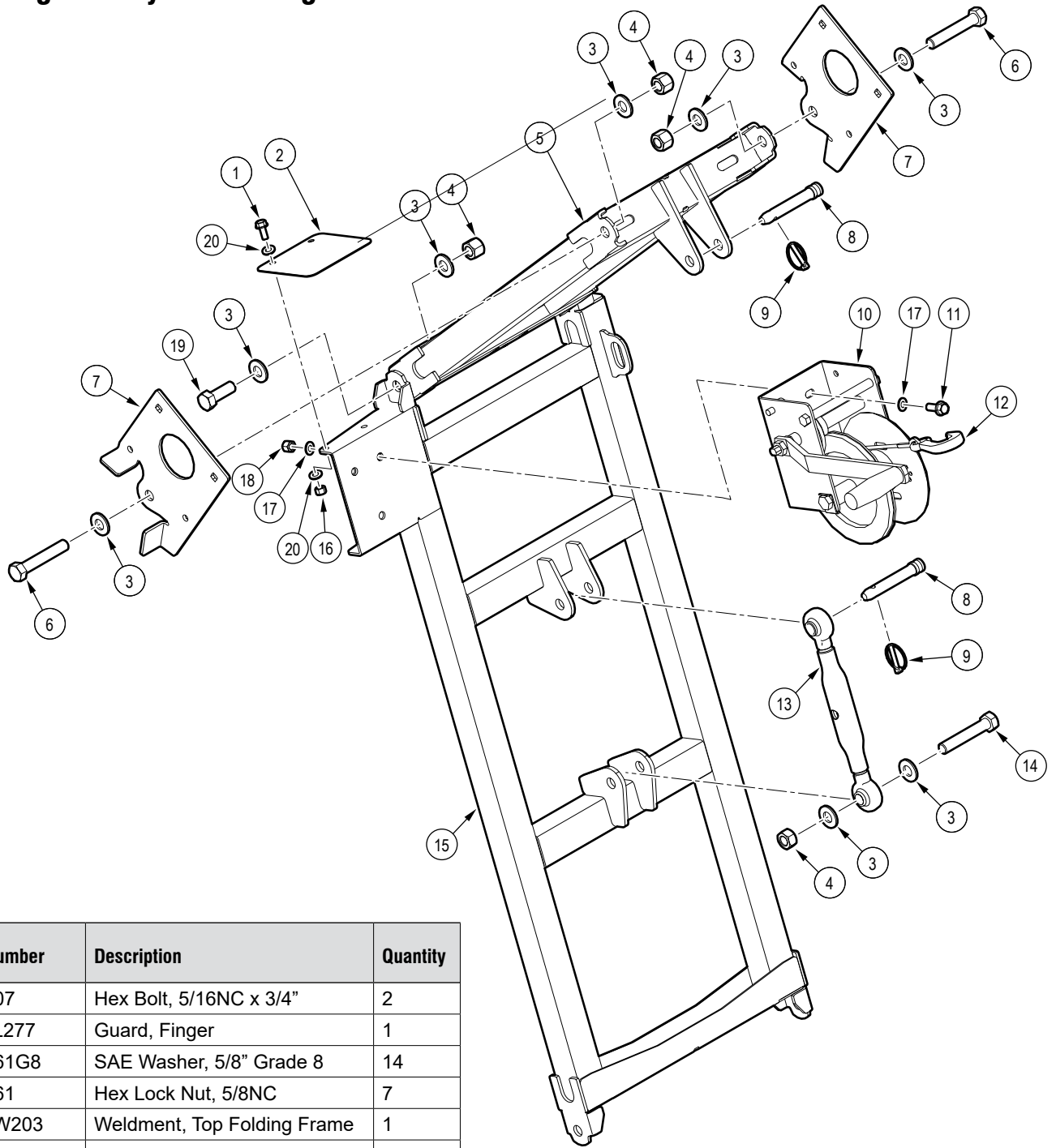


See 24' Stacking Conveyor - Folding Frame

Item	Part number	Description	Quantity
1	Z71617	Hex Bolt, 5/8NC x 1-3/4"	2
2	Z73161G8	SAE Washer, 5/8" Grade 8	4
3	Z72261	Hex Lock Nut, 5/8NC	2
4	Z71537	Hex Bolt, 1/2NC x 3-3/4"	4
5	Z73151G8	SAE Washer, 1/2" Grade 8	16
6	Z71560	Hex Bolt, 1/2NC x 6"	4
7	Z11222	Hitch Pin, 1/2" x 3-1/2"	2
8	Z719110	Hex Bolt, 1NC x 5-1/2"	2
9	Z73191G8	SAE Washer, 1" Grade 8	4
10	2280W202	Weldment, Wheel Rotator	2
11	Z91202	Idler Hub Assembly, 1000lbs x 4on4" x 1"	2

Item	Part number	Description	Quantity
12	Z91302	5.30-12 LRC 8PR P811 4on4"	2
13	Z72291	Hex Lock Nut, 1NC	2
14	Z12110	Lynch Pin, 3/16"	2
15	Z72251	Hex Lock Nut, 1/2NC	8
16	2280S209	Axle Tube	1
17	2280W252	Weldment, Axle	2
18	Z12441	Snap Lock Pin, 1/2" x 4-1/2"	1
19	Z91512	Trailer Jack, Side Wind x 2000lbs	1

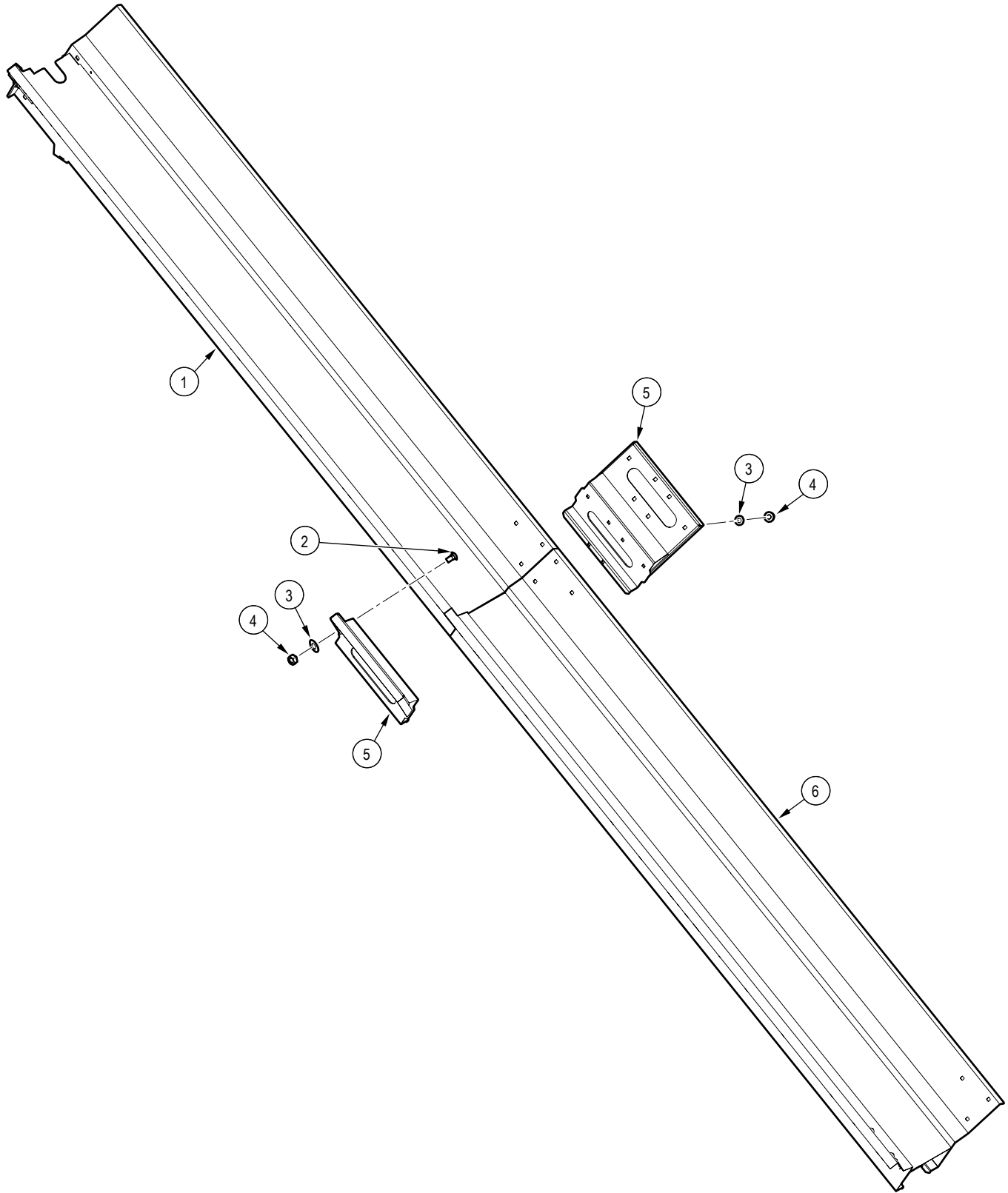
24' Stacking Conveyor - Folding Frame



Item	Part number	Description	Quantity
1	Z71207	Hex Bolt, 5/16NC x 3/4"	2
2	2280L277	Guard, Finger	1
3	Z73161G8	SAE Washer, 5/8" Grade 8	14
4	Z72261	Hex Lock Nut, 5/8NC	7
5	2280W203	Weldment, Top Folding Frame	1
6	Z71635	Hex Bolt, 5/8NC x 3-1/2"	3
7	2280L202H	Bracket, Folding Brace	2
8	Z11111	Toplink Pin, 5/8" x 2-3/4"	2
9	Z12120	Ylw DiChromate	2
10	Z92906	Hand Winch, 1500lbs With Brake	1
11	Z71310	Hex Bolt, 3/8NC x 1"	3
12	Z92129	Winch Cable, 3/16" x 25ft with Hook	1
13	Z11501	Toplink, Cat 0 x 10-1/2" x 16"	1
14	Z71640	Hex Bolt, 5/8NC x 4"	1
15	2280W204	Weldment, Bottom Folding Frame	1

Item	Part number	Description	Quantity
16	Z72221	Hex Lock Nut, 5/16NC	2
17	Z73131G8	SAE Washer, 3/8" Grade 8	6
18	Z73131G8	SAE Washer, 3/8" Grade 8	3
19	Z71617	Hex Bolt, 5/8NC x 1-3/4"	4
20	Z73122G8	SAE Washer, 5/16" Grade 8	4

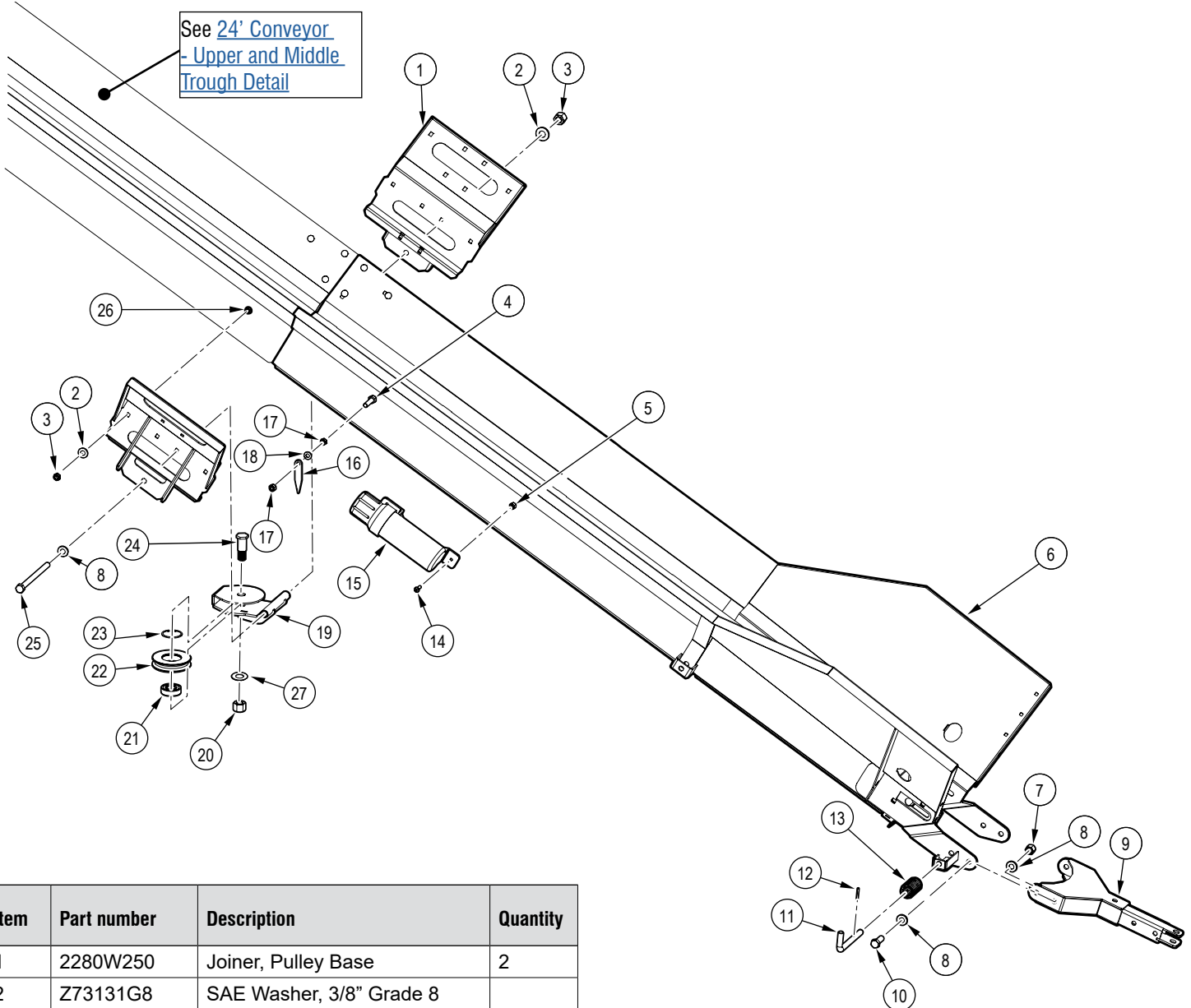
24' Conveyor - Upper and Middle Trough Detail



Item	Part number	Description	Quantity
1	2280W223	Weldment, Upper Trough Trailer	1
2	Z76231	Carriage Bolt, 3/8NC x 1"	24
3	Z73131G8	SAE Washer, 3/8" Grade 8	24

Item	Part number	Description	Quantity
4	Z72231	Hex Lock Nut, 3/8NC	24
5	2280L224	Joiner Lifter Side	2
6	2280W225	Weldment, Trough Extension	1

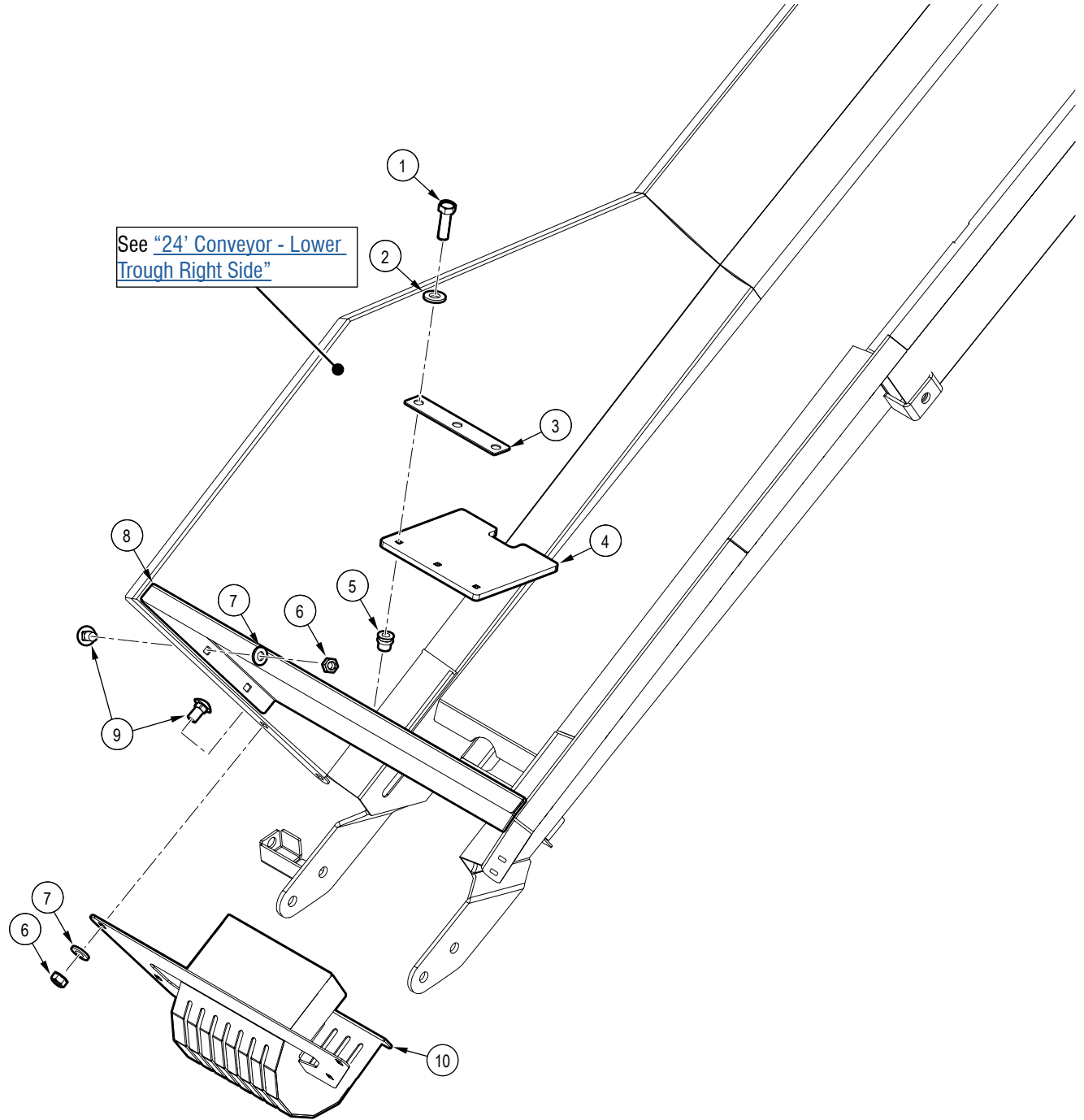
24' Conveyor - Lower Trough Right Side



Item	Part number	Description	Quantity
1	2280W250	Joiner, Pulley Base	2
2	Z73131G8	SAE Washer, 3/8" Grade 8	
3	Z72231	Hex Lock Nut, 3/8NC	
4	Z71212	Hex Bolt, 5/16NC x 1-1/4"	1
5	Z72211	Hex Lock Nut, 1/4NC	3
6	2280W222	Trailer Weldment, Lower Trough	1
7	Z72261	Hex Lock Nut, 5/8NC	2
8	Z73161G8	SAE Washer, 5/8" Grade 8	6
9	2280W226	Weldment, Hitch	1
10	Z71617	Hex Bolt, 5/8NC x 1-3/4"	2
11	1026M102	Handled Plunger, Compact	2
12	Z14151	Roll Pin, 3/16" x 1-1/2"	2
13	Z32305	Comp Spring, 0.845" OD x 3-1/2" x 0.085"	2
14	Z78301	BHCS, 1/4NC x 3/4", Hex Drive	3
15	Z96503	Manual Tube, 3-1/2" Short	1
16	2280L184	Indicator, Angle	1
17	Z72221	Hex Lock Nut, 5/16NC	2

Item	Part number	Description	Quantity
18	Z73122G8	SAE Washer, 5/16" Grade 8	1
19	2280W251	Frame, Snatchblock	1
20	Z72281	Hex Lock Nut, 7/8NC	1
21	Z21201	Ball Bearing, 6305-2RS	1
22	5011M816	Cable Pulley	1
23	Z46101	Internal Retaining Ring, 2-7/16"	1
24	5011M815	Snatch Block, Pulley Pin	1
25	Z71661	Hex Bolt, 5/8NC x 8-1/2"	1
26	Z76231	Carriage Bolt, 3/8NC x 1"	
27	Z73181G8	SAE Washer, 7/8" Grade 8	1

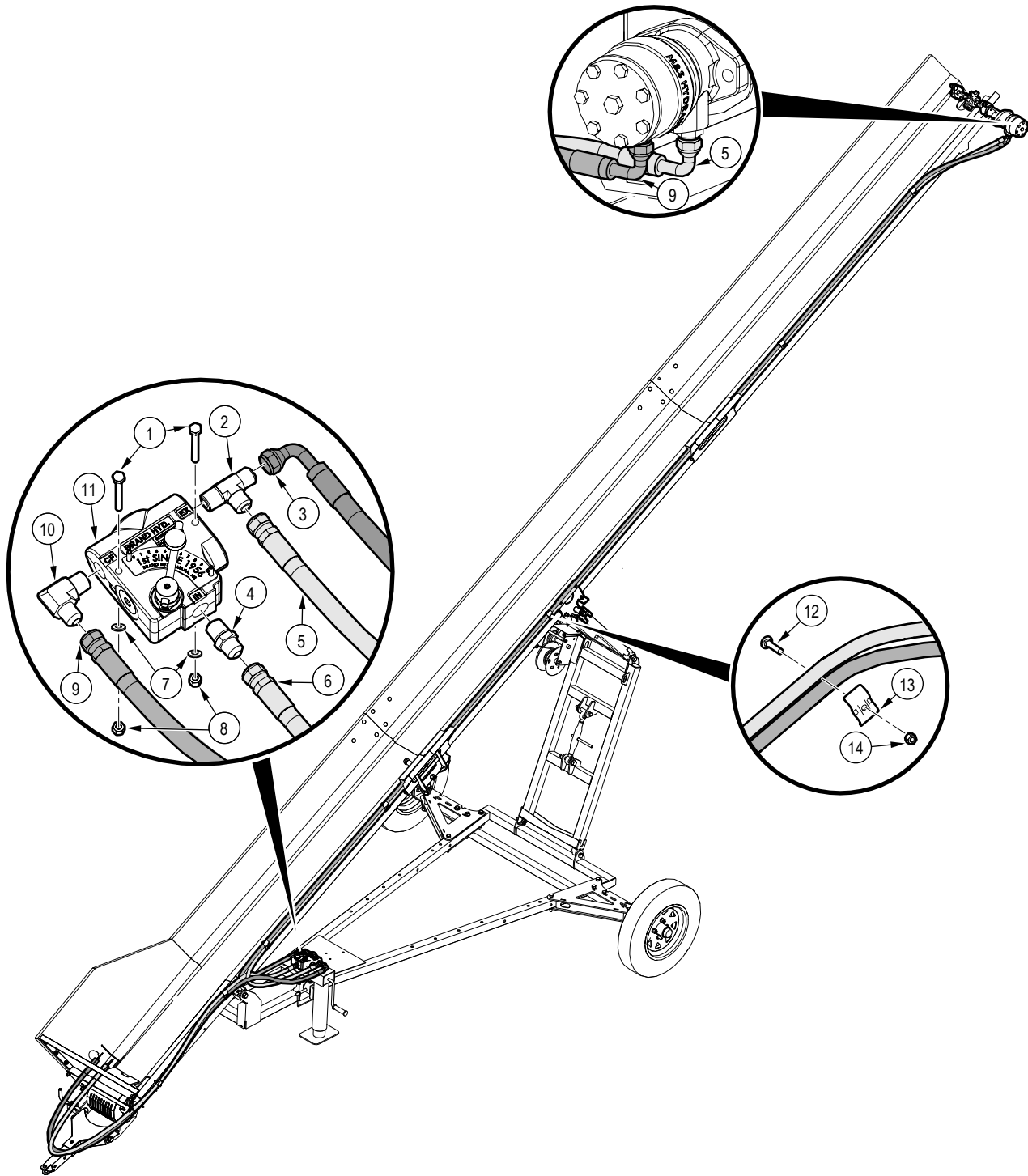
24' Conveyor - Lower Trough Left Side



Item	Part number	Description	Quantity
1	Z71212	Hex Bolt, 5/16NC x 1-1/4"	3
2	Z73122G8	SAE Washer, 5/16" Grade 8	3
3	2280L158	Rubber Mount, Bottom Enclosure	1
4	2280S103	Trough Flap, Rubber	1
5	Z72956	Rivet Nut, 5/16NC x 150	1

Item	Part number	Description	Quantity
6	Z72231	Hex Lock Nut, 3/8NC	10
7	Z73131G8	SAE Washer, 3/8" Grade 8	10
8	2280L221	Backer Plate	1
9	Z76231	Carriage Bolt, 3/8NC x 1"	10
10	2280W117	Bottom Sprocket Enclosure	1

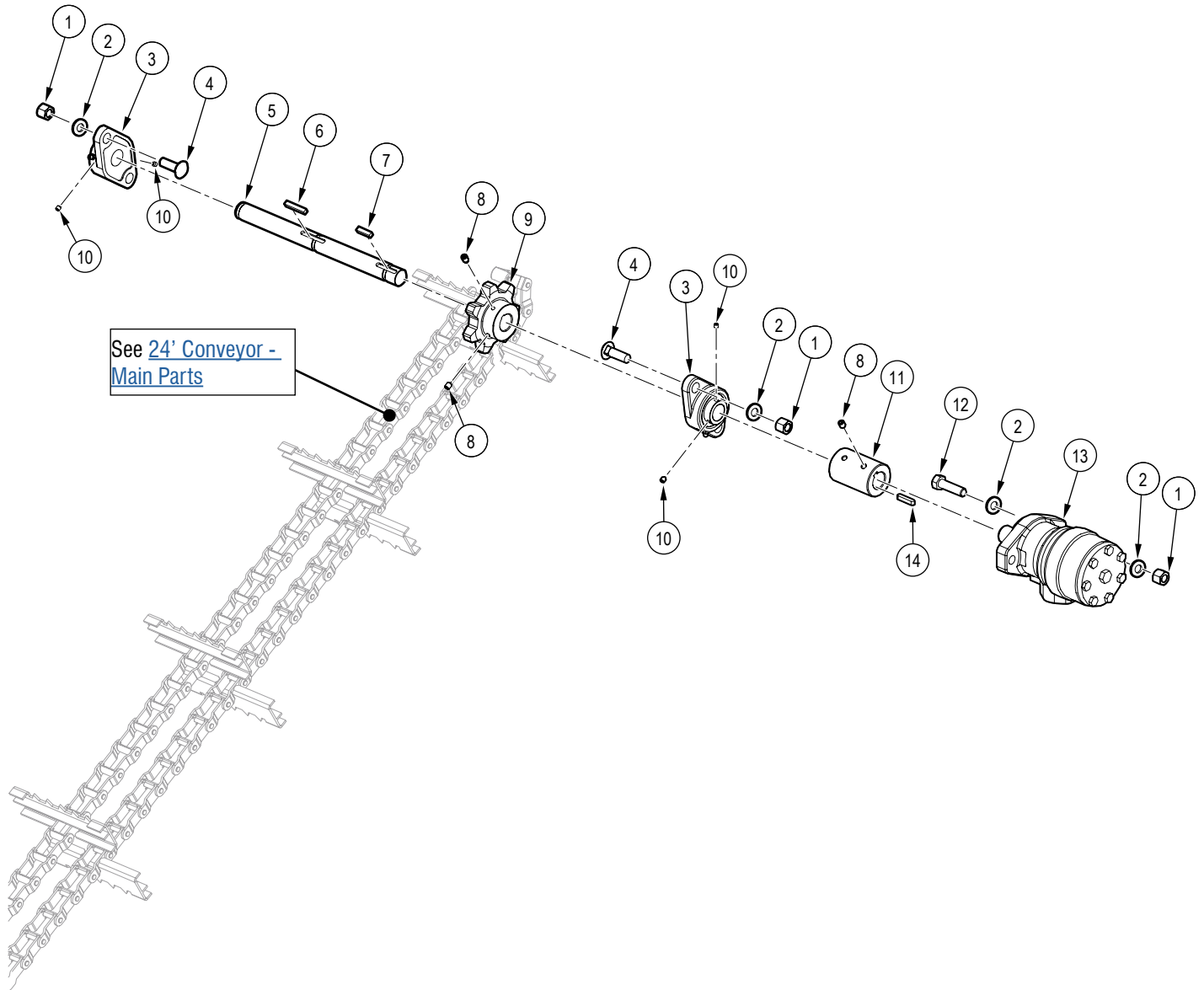
24' Conveyor - Hydraulic Plumbing Diagram



Item	Part number	Description	Quantity
1	Z71125	Hex Bolt, 1/4NC x 2-1/2"	2
2	Z51487	Tee, MJIC x MP x MJIC 080808	2
3	2280F255	1/2" 90FJIC08 x MP08 x 166"	1
4	Z51442	Straight, MJIC x MP 0808	1
5	2280F253	1/2" 90FJIC08 x FJIC08 x 280"	1
6	2280F254	1/2" FJIC08 x MP08 x 166"	1
7	Z73111G8	SAE Washer, 1/4" Grade 8	2

Item	Part number	Description	Quantity
8	Z72211	Hex Lock Nut, 1/4NC	2
9	2280F252	1/2" FJIC08 x 90FJIC08 x 280"	1
10	Z51451	Elbow 90, MJIC x MP 0808	1
11	Z56305	Flow Control, 3 Port x 0-8 GPM	1
12	Z71215	Hex Bolt, 5/16NC x 1-1/2"	7
13	2054L412	Hose Clamp, 2 x 1/2"	7
14	Z72221	Hex Lock Nut, 5/16NC	7

24' Conveyor - Idler Sprocket Detail



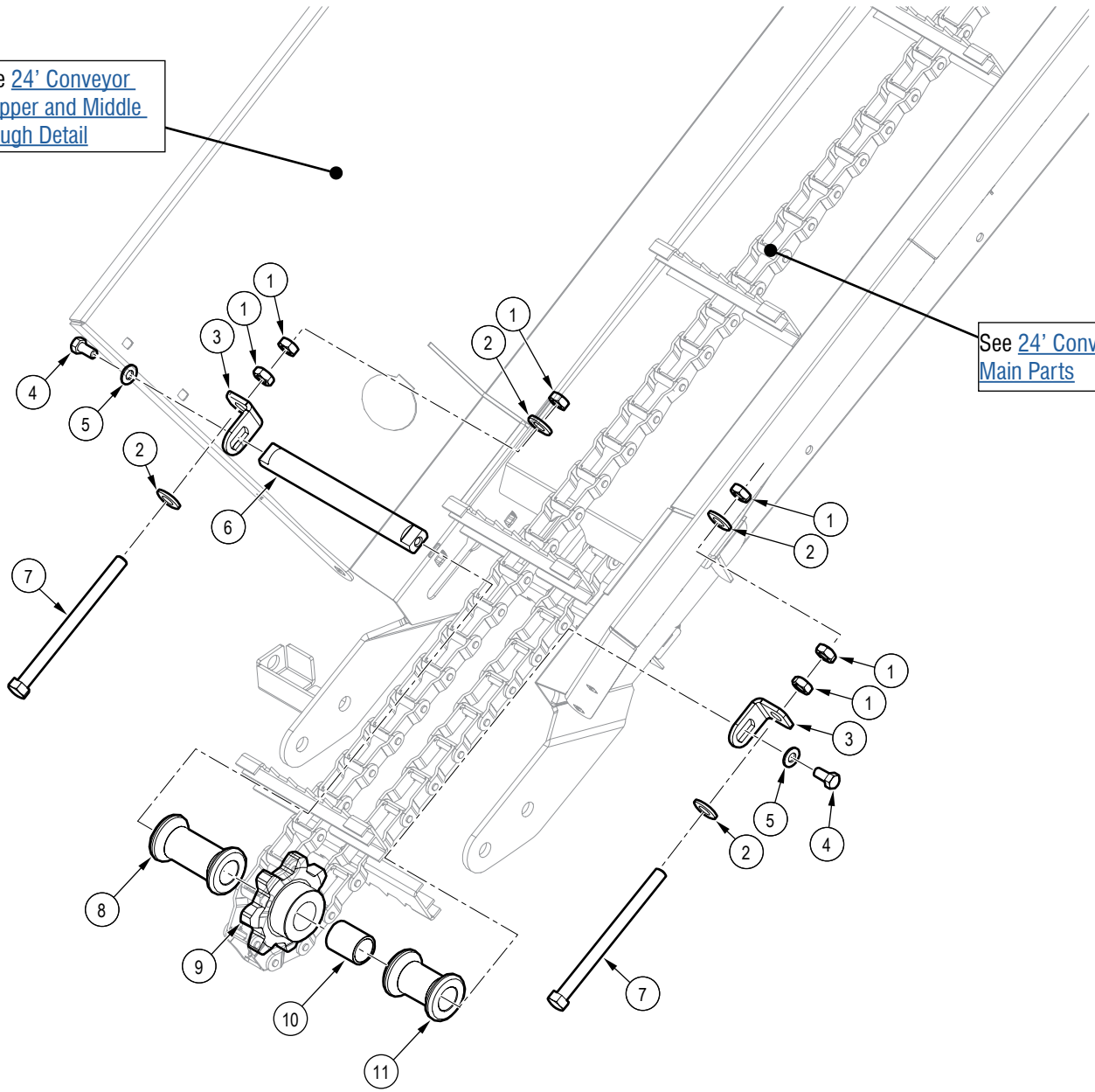
Item	Part number	Description	Quantity
1	Z72251	Hex Lock Nut, 1/2NC	6
2	Z73151G8	SAE Washer, 1/2" Grade 8	8
3	Z25101	2-Bolt Flange Bearing, UCFL205-16	2
4	Z76251	Carriage Bolt, 1/2NC x 1-1/2"	4
5	2280M204	Shaft, Conveyor Drive	1
6	Z46532	Key, 1/4" x 1/4" x 1-1/2"	1
7	Z46533	Key, 1/4" x 1/4" x 1"	1

Item	Part number	Description	Quantity
8	Z74121	Set Screw, 5/16NC x 3/8"	4
9	2280M110	Sprocket, 7 Tooth x 1" Bore	1
10	Z74112	Set Screw, 1/4NF x 1/4"	4
11	Z46444	Rigid Coupling, 1" x 1"	1
12	Z71520	Hex Bolt, 1/2NC x 2"	2
13	Z54102	Hydraulic Motor, 200CCR	1
14	Z46594	Blind Chipper Key, 1/4" x 1/4" x 1-1/4"	1

24' Conveyor - Idler Sprocket Detail

See [24' Conveyor - Upper and Middle Trough Detail](#)

See [24' Conveyor - Main Parts](#)



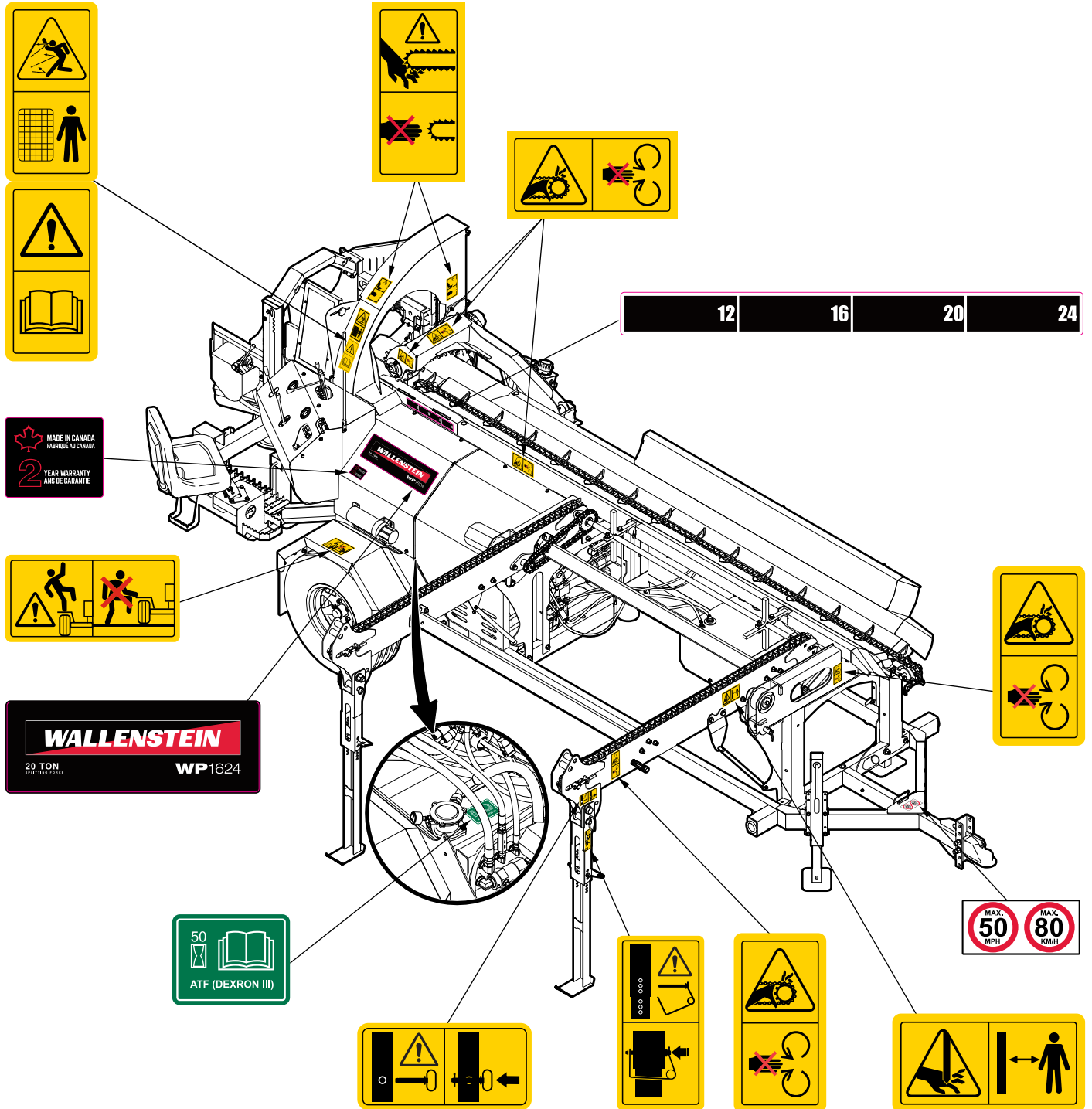
Item	Part number	Description	Quantity
1	Z72351	Jam Nut, 1/2NC	6
2	Z73151G8	SAE Washer, 1/2" Grade 8	4
3	2280L150	Tensioner, L-Bracket	2
4	Z71307	Hex Bolt, 3/8NC x 3/4"	2
5	Z73131G8	SAE Washer, 3/8" Grade 8	2
6	2280M103	Shaft, Conveyor Pivot	1
7	Z71565	Hex Bolt, 1/2NC x 6-1/2"	2

Item	Part number	Description	Quantity
8	2280M104	Spacer, Idler Long	1
9	2280M111	Idler Sprocket, 7 Tooth x 1-1/4" Bore	1
10	Z27109	Composite Bearing, 1" ID x 1-1/2" long x 1/8" Wall	1
11	2280M105	Spacer, Idler Short	1


Label Locations

IMPORTANT! If you replace a part that has a safety label on it, you must apply a new safety label. Immediately replace safety labels that are damaged, have been removed, or are illegible.

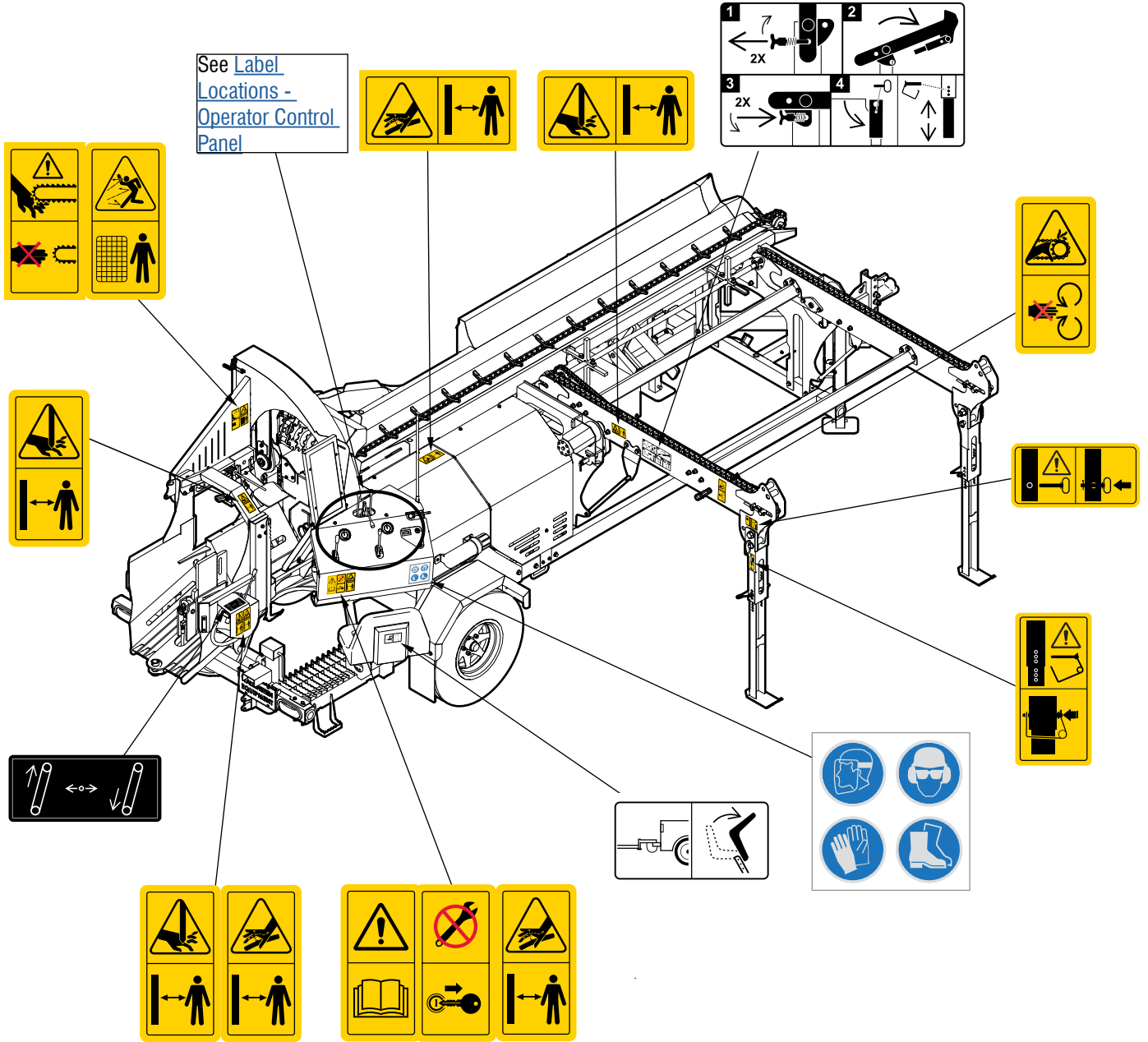
Contact your local Wallenstein Equipment dealer or distributor to order a safety label kit. Labels are not sold individually.



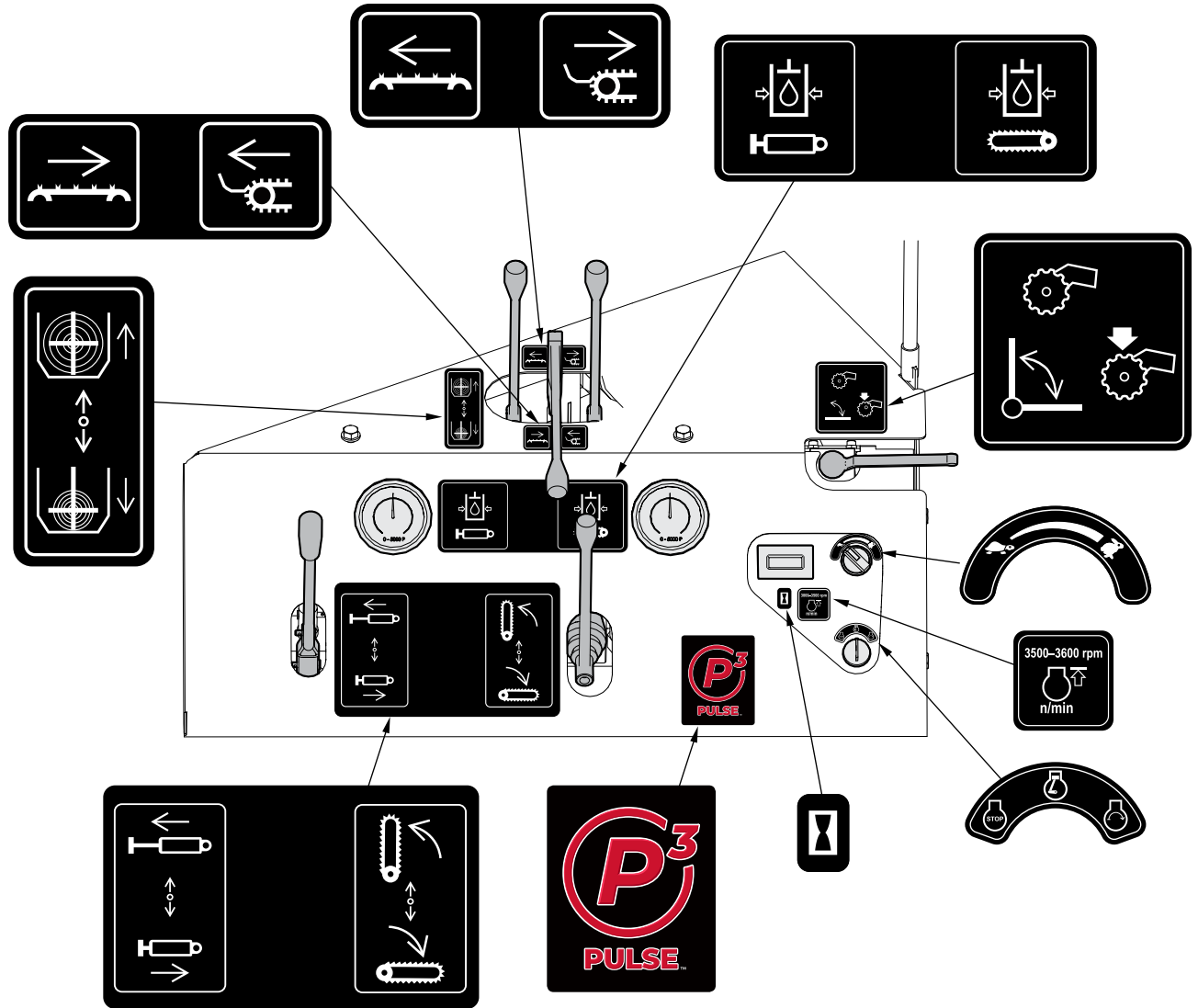
Label Locations



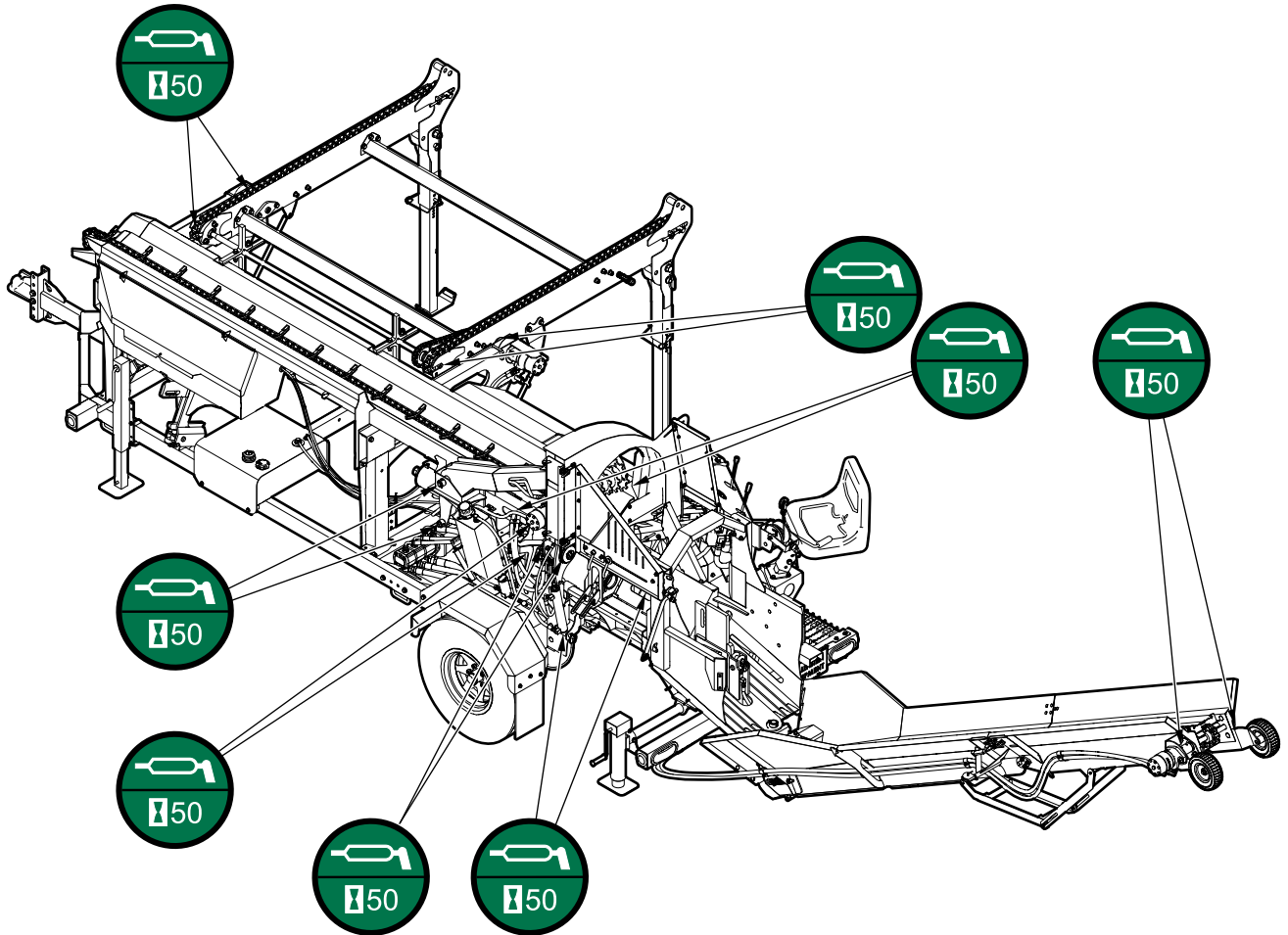
Label Locations



Label Locations - Operator Control Panel

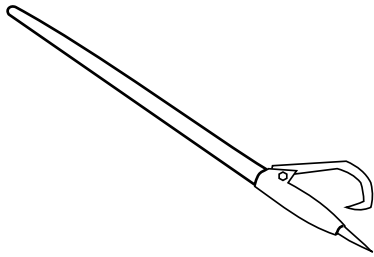


Label Locations - Grease Points



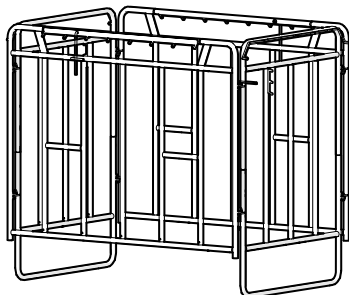
Accessories

For price and availability, contact your local Wallenstein dealer or distributor.



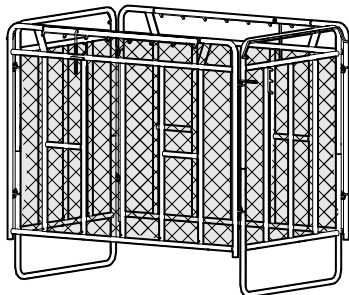
48" Log Peavey Part number Z99001

Use the log peavey to feed your final log into the firewood processor. Also the ideal tool for gaining leverage for rolling heavy logs into position single stroke.



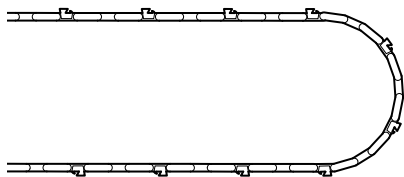
Firewood Mesh Bag Frame Part number P500

Optimal skid size: 48" x 48"




Firewood Mesh Bag Z99007 Part number Z99007

PTO Power Pack Use with the P500 frame and a pallet to have a log pile that is ready to go and easy to transport without having to manually stack it.



Spare Chainsaw Chain Part number P901

Single replacement chain




Spare Chainsaw Chains 3-Pack Part number P903

Package of 3 replacement chains.

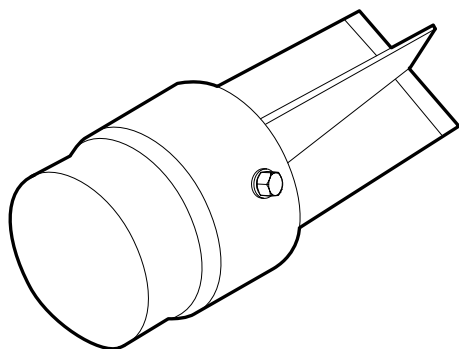
Accessories

For price and availability, contact your local Wallenstein dealer or distributor.



Spare Chainsaw Chains 6-Pack
Part number P906

Package of 6 replacement chains.



Spark Arrestor - Vanguard®
Part number Z47920

A mechanical device that traps exhaust particles that are expelled from an internal combustion engine. Spark arrestors are required by law in some regions. It is the responsibility of the operator to comply with the local laws and regulations.

Bolt Torque

IMPORTANT! If you replace hardware, use fasteners of the same grade.

IMPORTANT! The torque specifications in these tables are for non-greased or non-oiled threads. Do not grease or oil fastener threads unless otherwise indicated. When using a thread lock, increase the specified torque 5%.



Bolt grades are identified by the marks on the bolt head.

The bolt torque specification tables provide the correct torque settings for common bolts and capscrews. Tighten all bolts to the torque that is specified in the table, unless otherwise indicated. Check the bolt tightness periodically.

Imperial Bolt Torque Specifications

Bolt Diameter	Torque					
	SAE Gr. 2		SAE Gr. 5		SAE Gr. 8	
	lbf•ft	N•m	lbf•ft	N•m	lbf•ft	N•m
1/4 inch	6	8	9	12	12	17
5/16 inch	10	13	19	25	27	36
3/8 inch	20	27	33	45	45	63
7/16 inch	30	41	53	72	75	100
1/2 inch	45	61	80	110	115	155
9/16 inch	60	95	115	155	165	220
5/8 inch	95	128	160	215	220	305
3/4 inch	165	225	290	390	400	540
7/8 inch	170	230	420	570	650	880



SAE Gr. 2



SAE Gr. 5



SAE Gr. 8

Metric Bolt Torque Specifications

Bolt Diameter	Torque			
	Gr. 8.8		Gr. 10.9	
	lbf•ft	N•m	lbf•ft	N•m
M3	0.4	0.5	1.3	1.8
M4	2.2	3	3.3	4.5
M6	7	10	11	15
M8	18	25	26	35
M10	37	50	52	70
M12	66	90	92	125
M14	83	112	116	158
M16	166	225	229	310
M20	321	435	450	610
M30	1,103	1,495	1,550	2,100



8.8



10.9

Hydraulic Fitting Torque

Tighten flare-type tube fittings:

1. Check the flare and flare seat for defects that might cause leaks.
2. Align the tube with the fitting before tightening.
3. Hand-tighten the swivel nut until it is snug.
4. To prevent the tube from twisting, use two wrenches. Place one wrench on the connector body and tighten the swivel nut with the second wrench. Torque the fitting to the correct specification.

If a torque wrench is not available, use the flats from finger tight (FFFT) method.

Hydraulic Fitting Torque Specifications					
Tube size OD	Hex size across flats	Torque		Flats from finger tight	
		lbf•ft	N•m	Flats	Turns
3/16	7/16	6	8	2	1/6
1/4	9/16	11–12	15–17	2	1/6
5/16	5/8	14–16	19–22	2	1/6
3/8	11/16	20–22	27–30	1-1/4	1/6
1/2	7/8	44–48	59–65	1	1/6
5/8	1	50–58	68–79	1	1/6
3/4	1-1/4	79–88	107–119	1	1/8
1	1-5/8	117–125	158–170	1	1/8

Specifications are for non-lubricated connections.

Lug Nut Torque



WARNING!

Wheel lug nuts must be installed and kept at the correct torque to prevent loose wheels, broken studs, or possible separation of a wheel from the axle.

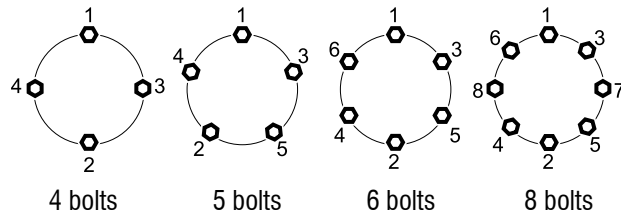
It is an extremely important safety procedure to apply and maintain the correct torque on lug nuts that secure the wheel to the trailer axle. A calibrated torque wrench is the best tool to make sure that the correct amount of torque is applied to a fastener.

Tighten wheel lug nuts to the correct torque before the first use and after each wheel removal. After a wheel is installed, check and torque the lug nuts after the first 10 miles (16 km), 25 miles (40 km), and 50 miles (80 km). Check the lug nut torque periodically thereafter.

- Start all lug nuts onto the threads by hand.
- Tighten lug nuts in stages, following the pattern shown below the Lug Nut Torque Specifications table.

Lug Nut Torque Specifications				
Wheel size	Units	First stage	Second stage	Third stage
8 inch	lbf•ft N•m	12–20 16–26	30–35 39–45.5	45–55 58.5–71.5
12 inch	lbf•ft N•m	20–25 26–32.5	35–40 45.5–52	50–60 65–78
13 inch	lbf•ft N•m	20–25 26–32.5	35–40 45.5–52	50–60 65–78
14 inch	lbf•ft N•m	20–25 26–32.5	50–60 65–78	90–120 117–156
15 inch	lbf•ft N•m	20–25 26–32.5	50–60 65–78	90–120 117–156
16 inch	lbf•ft N•m	20–25 26–32.5	50–60 65–78	90–120 117–156

Lug nut torque pattern:





MAKING WORK FEEL MORE LIKE PLAY™

WallensteinEquipment.com

