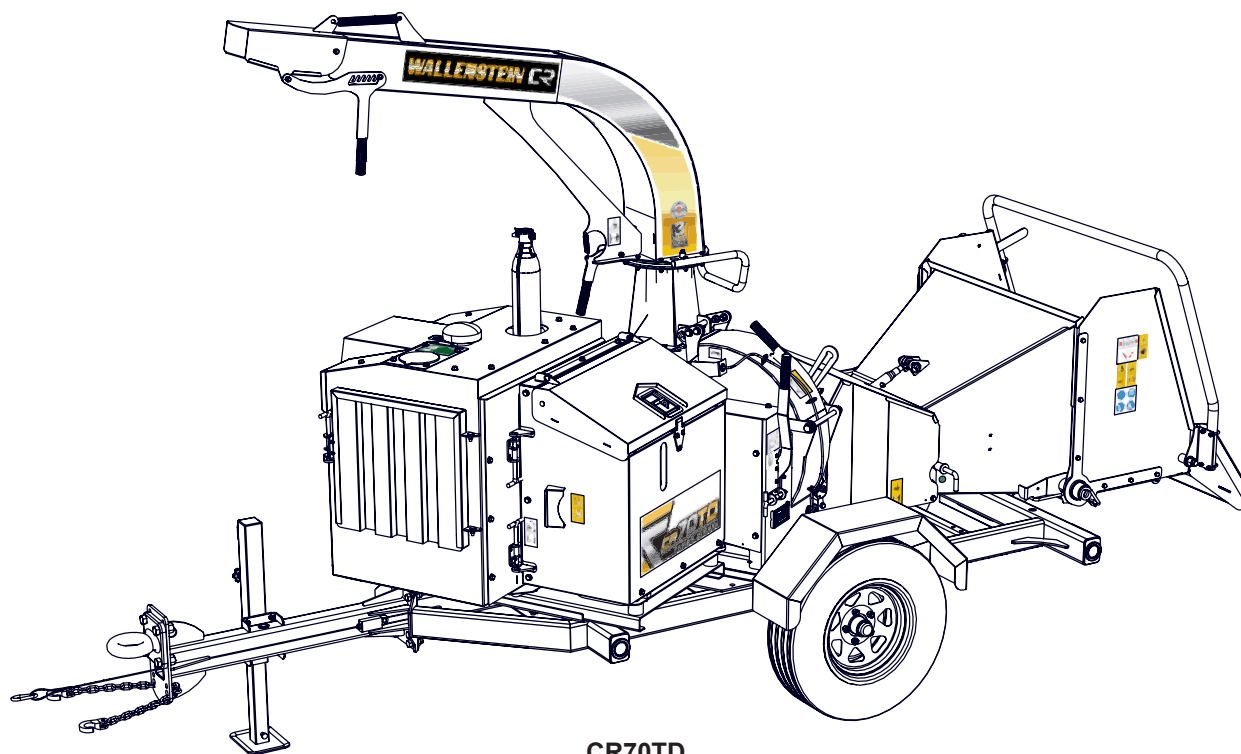




EMB Manufacturing Inc.
4144 Boomer Line · St. Clements, On · N0B 2M0 · Canada
Ph: (519) 699-9283 · Fax: (519) 699-4146
www.wallensteinequipment.com

CR70 Diesel Series Trailer Chipper Parts Manual

S/N 2E9US1119H010027 & up
MODELS CR70D & CR70TD



CR70TD



Refer to the operators
manual for safe
operation and
maintenance

Table of Contents

<p>CR70 Diesel Variation Chart3</p> <p>Bolt Torque.....4</p> <p>Hydraulic Fitting Torque5</p> <p>Wheel Lug Torque5</p> <p>Frame Detail - Tongue & Jack.....6</p> <p>Frame Detail - Front.....7</p> <p>Frame Detail - Rear8</p> <p>Frame & Fender Assembly.....9</p> <p>Hub Assembly10</p> <p>Brake Assembly.....10</p> <p>Engine Carriage.....11</p> <p>Engine CR70D & CR70TD12</p> <p>Engine Parts.....12</p> <p>Engine Shroud - CR70D13</p> <p>Engine Shroud - CR70TD.....14</p> <p>Radiator Door & Shroud - CR70D.....15</p> <p>Radiator Door & Shroud - CR70TD16</p> <p>Engine Access Door - CR70D17</p> <p>Engine Access Door - CR70TD.....18</p> <p>Engine Shroud-Tank Side - CR70D19</p> <p>Engine Shroud-Tank Side - CR70TD.....20</p> <p>Pivoting Tank Base.....21</p> <p>Tank / Engine Shroud Assembly21</p> <p>Tank / Shroud Assembly22</p> <p>Hydraulic Tank Assembly23</p> <p>Fuel Tank Assembly.....24</p>	<p>Tank Door Assembly..... 25</p> <p>Discharge Chute 26</p> <p>Rotor Housing Front 26</p> <p>Rotor Housing Rear 27</p> <p>Rotor Interlock Latch..... 28</p> <p>Rotor Interlock Clutch 28</p> <p>Rotor Assembly 29</p> <p>Pulley Shroud 30</p> <p>Hopper Top / Back View..... 31</p> <p>Hopper Front/ Bottom View 32</p> <p>Upper Roller Right Pivot Arm..... 33</p> <p>Upper Roller Left Pivot Arm 33</p> <p>Upper Roller Assembly 34</p> <p>Lower Roller Assembly 34</p> <p>Hopper Roller Shrouding 35</p> <p>Feed Table 36</p> <p>Feed Roller Control Detail..... 37</p> <p>Intellifeed Wiring Harness & 38</p> <p>Lights and Brakes Wiring Harness 38</p> <p>Intellifeed Wiring Diagram 39</p> <p>Hose Parts List 40</p> <p>Hydraulic Schematic 41</p> <p>Label Layout - List..... 42</p> <p>Label Layout - Right Side 43</p> <p>Label Layout - Left Side..... 44</p> <p>Label Layout 45</p> <p>Accessories..... 46</p>
--	---

Foreword

EMB Manufacturing has prepared this parts manual to assist customers in ordering quality OEM replacement parts.

Regular maintenance, and replacing old, worn or broken parts with the correct OEM parts, is essential in prolonging the life of your EMB product. Please refer to this manual to identify replacement parts.

To order parts, please contact your dealer for further information. If your dealer is no longer available please go to our website: <http://www.wallensteinequipment.com> and click on the [Dealer Locator](#) to find the nearest dealer.

All information contained in this parts manual is current as per the revision date at the bottom of the page. EMB reserves the right to change product specifications at any time without notice.

If your product specifications differ from those contained in this manual, contact EMB Manufacturing for information.

Reproduction of this parts manual of any kind is prohibited without prior written permission from EMB Manufacturing.

For parts and information please contact your dealer. If your dealer is no longer available please go to our website: <http://www.wallensteinequipment.com> and click on "FIND A DEALER NEAR YOU" for information on a local dealer.

CR70 Diesel Variation Chart

CR Option Cross Reference		Option			
		Diesel	Turbo Deisel	3.0" Eye Pintle	2 5/16 Hitch Coupler
M o d e l	CR70D	X		X	
	CR70DB	X			X
	CR70TD		X	X	
	CR70TDB		X	X	

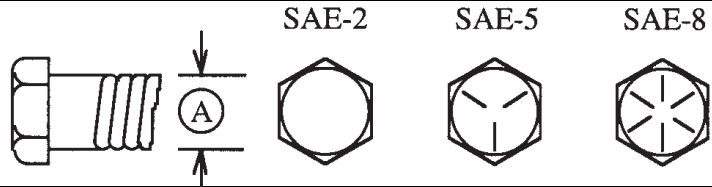
Bolt Torque

CHECKING BOLT TORQUE

The tables shown below give correct torque values for various bolts and capscrews. Tighten all bolts to the torques specified in chart unless otherwise noted. Check tightness of bolts periodically, using bolt torque chart as a guide. Replace hardware with the same strength bolt.

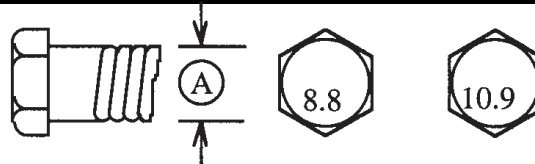
ENGLISH TORQUE SPECIFICATIONS

Bolt Diameter "A"	Bolt Torque*					
	SAE 2 (N.m) (lb-ft)		SAE 5 (N.m) (lb-ft)		SAE 8 (N.m) (lb-ft)	
1/4"	8	6	12	9	17	12
5/16"	13	10	25	19	36	27
3/8"	27	20	45	33	63	45
7/16"	41	30	72	53	100	75
1/2"	61	45	110	80	155	115
9/16"	95	60	155	115	220	165
5/8"	128	95	215	160	305	220
3/4"	225	165	390	290	540	400
7/8"	230	170	570	420	880	650
1"	345	225	850	630	1320	970



METRIC TORQUE SPECIFICATIONS

Bolt Diameter "A"	Bolt Torque*			
	8.8 (N.m) (lb-ft)		10.9 (N.m) (lb-ft)	
M3	0.5	0.4	1.8	1.3
M4	3	2.2	4.5	3.3
M5	6	4	9	7
M6	10	7	15	11
M8	25	18	35	26
M10	50	37	70	52
M12	90	66	125	92
M14	140	103	200	148
M16	225	166	310	229
M20	435	321	610	450
M24	750	553	1050	774
M30	1495	1103	2100	1550
M36	2600	1917	3675	2710



Torque figures indicated above are valid for non-greased or non-oiled threads and heads unless otherwise specified. Therefore, do not grease or oil bolts or capscrews unless otherwise specified in this manual. When using locking elements, increase torque values by 5%.

* Torque value for bolts and capscrews are identified by their head markings.

Hydraulic Fitting Torque

Tightening Flare Type Tube Fittings *

1. Check flare and flare seat for defects that might cause leakage.
2. Align tube with fitting before tightening.
3. Lubricate connection and hand tighten swivel nut until snug.
4. To prevent twisting the tube(s), use two wrenches. Place one wrench on the connector body and with the second tighten the swivel nut to the torque shown.

Tube Size OD (in.)	Nut Size Across Flats (in.)	Torque Value*		Recommended Turns To Tighten (After Finger Tightening)	
		(N.m)	(lb-ft)	(Flats)	(Turn)
3/16	7/16	8	6	1	1/6
1/4	9/16	12	9	1	1/6
5/16	5/8	16	12	1	1/6
3/8	11/16	24	18	1	1/6
1/2	7/8	46	34	1	1/6
5/8	1	62	46	1	1/6
3/4	1-1/4	102	75	3/4	1/8
7/8	1-3/8	122	90	3/4	1/8

The torque values shown are based on lubricated connections as in reassembly.

Wheel Lug Torque

It is extremely important safety procedure to apply and maintain proper wheel mounting torque on your trailer axle. Torque wrenches are the best method to assure the proper amount of torque is being applied to a fastener.

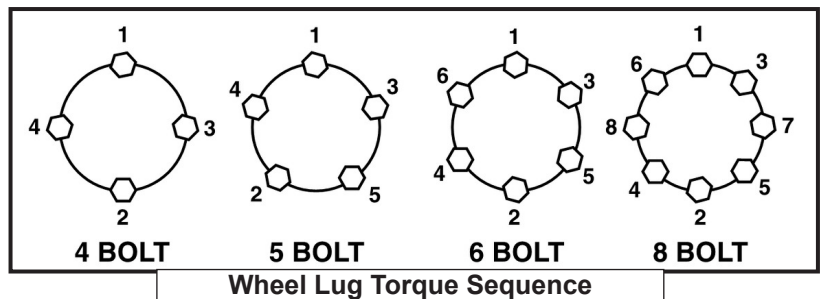
Wheel lugs should be torqued before first road use and after each wheel removal. Check and re torque after the first 16Km (10 miles), 40Km (25 miles), and again at 80Km (50 miles). Check periodically thereafter.

Note: Wheel lugs must be applied and maintained at the proper torque levels to prevent loose wheels, broken studs, and possible dangerous separation of wheels from your axle.

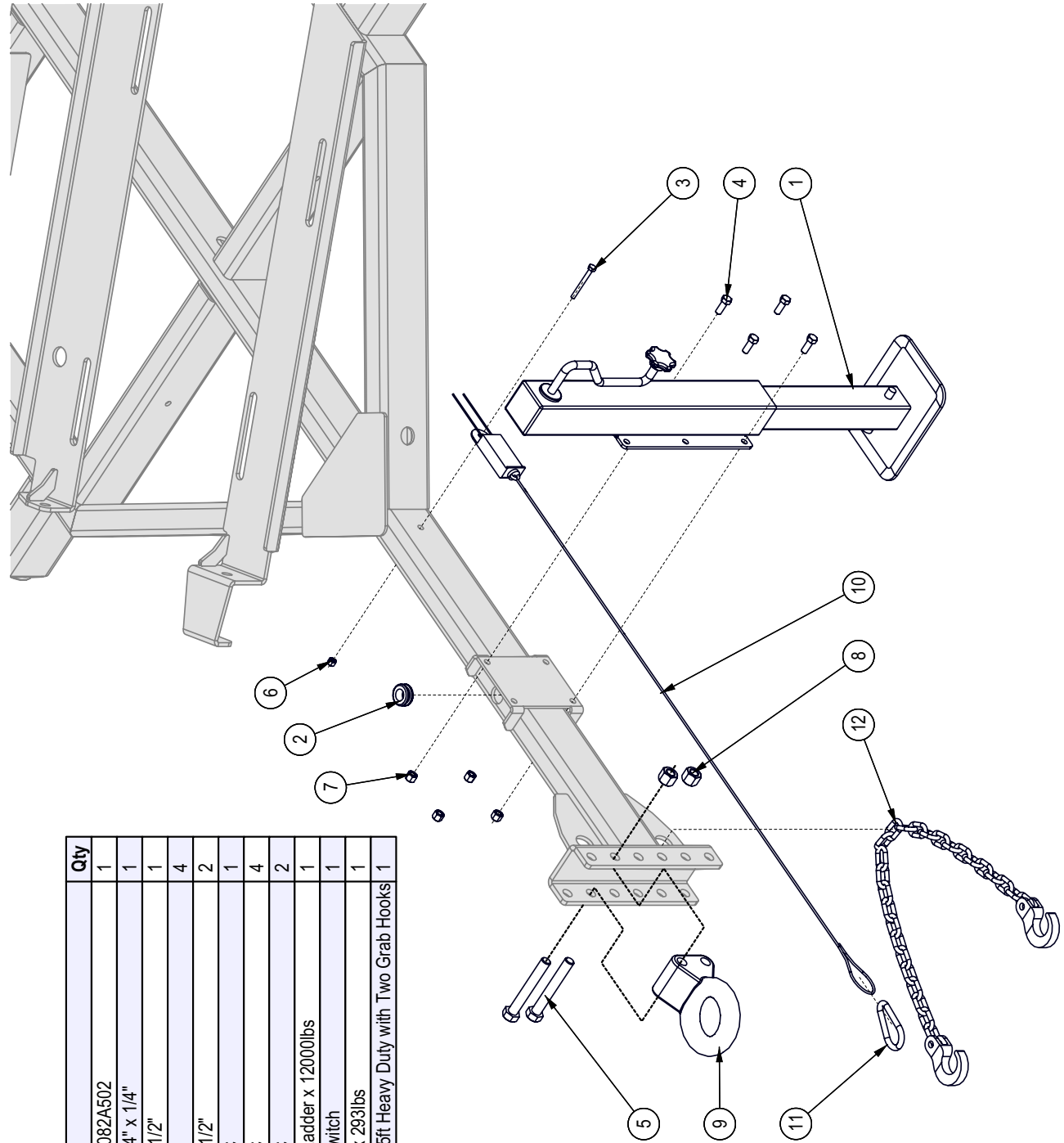
- Start all lugs by hand to prevent cross threading.
- Tighten lugs in sequence, per wheel lug torque sequence chart.
- The tightening of the fasteners should be done in stages. Following the recommended sequence, tighten fasteners per wheel torque requirements chart.

Wheel Torque Requirements

Wheel Size	Torque Unit	1st Stage	2nd Stage	3rd Stage
8"	ft-lbs	12 - 20	30 - 35	45 - 55
	Nm	16 - 26	39 - 45.5	58.5 - 71.5
12"	ft-lbs	20 - 25	35 - 40	50 - 60
	Nm	26 - 32.5	45.5 - 52	65 - 78
13"	ft-lbs	20 - 25	35 - 40	50 - 60
	Nm	26 - 32.5	45.5 - 52	65 - 78
14"	ft-lbs	20 - 25	50 - 60	90 - 120
	Nm	26 - 32.5	65 - 78	117 - 156
15"	ft-lbs	20 - 25	50 - 60	90 - 120
	Nm	26 - 32.5	65 - 78	117 - 156
16"	ft-lbs	20 - 25	50 - 60	90 - 120
	Nm	26 - 32.5	65 - 78	117 - 156

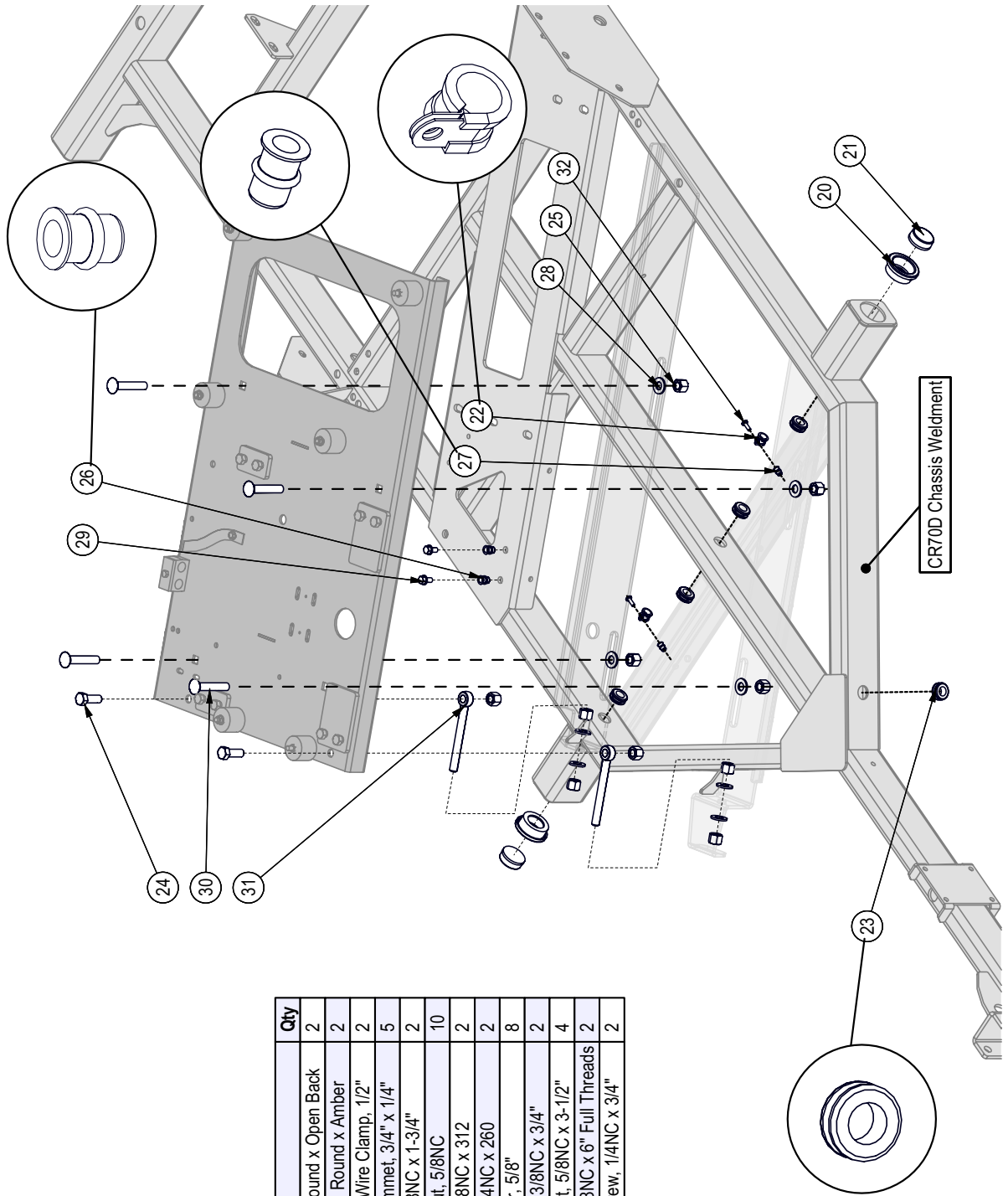


Frame Detail - Tongue & Jack



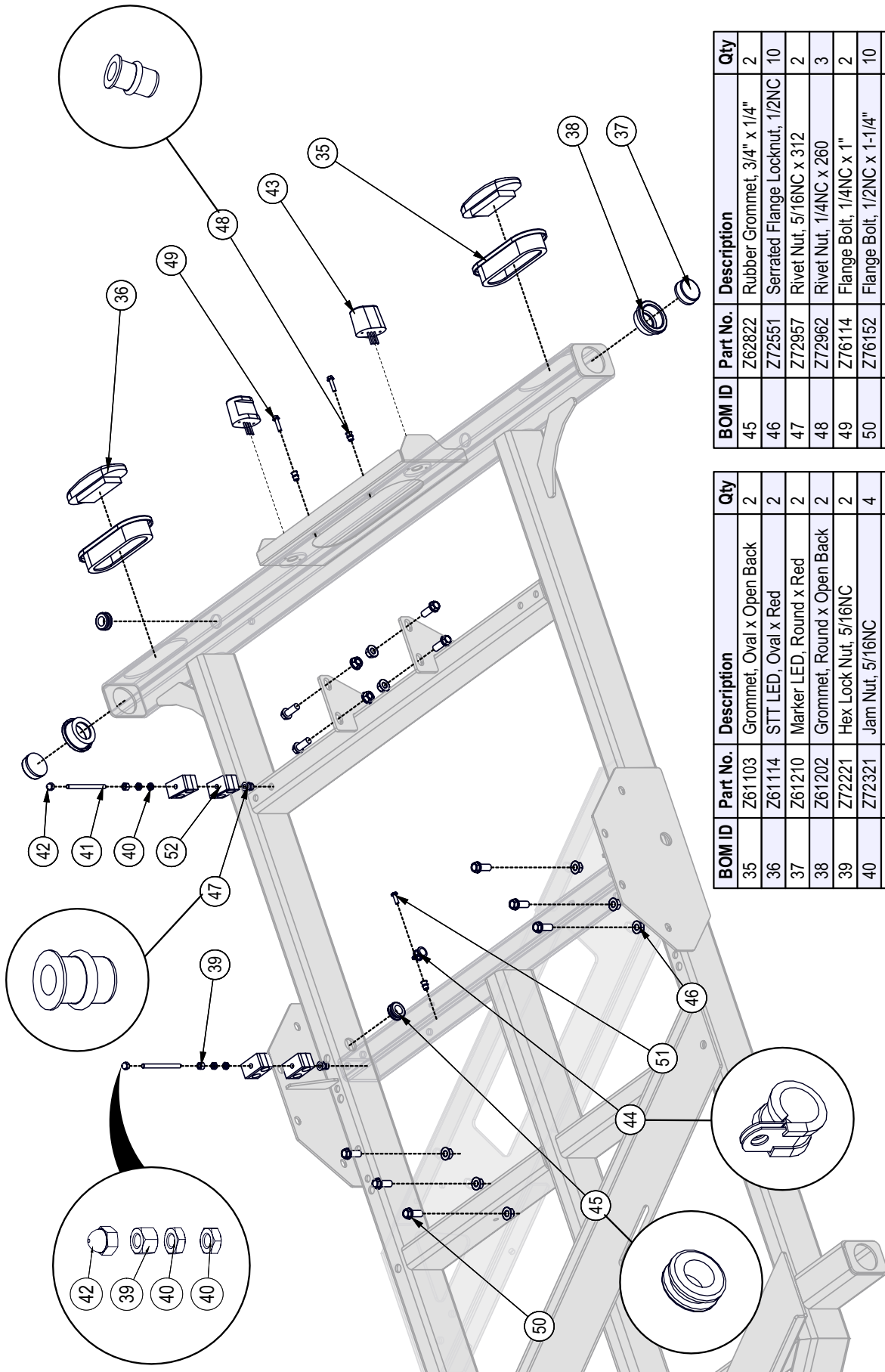
BOM ID	Part No.	Description	Qty
1	1082W503	Jack Weldment for 1082A502	1
2	Z62822	Rubber Grommet, 3/4" x 1/4"	1
3	Z71125	Hex Bolt, 1/4NC x 2-1/2"	1
4	Z71310	Hex Bolt, 3/8NC x 1"	4
5	Z71645	Hex Bolt, 5/8NC x 4-1/2"	2
6	Z72211	Hex Lock Nut, 1/4NC	1
7	Z72231	Hex Lock Nut, 3/8NC	4
8	Z72261	Hex Lock Nut, 5/8NC	2
9	Z91622	Pintle, 2-1/2" Eye x Ladder x 12000lbs	1
10	Z91713	Breakaway Safety Switch	1
11	Z92303-2	Safety Snap, 3-5/8" x 293lbs	1
12	Z92309	Safety Chain, 1/4" x 5ft Heavy Duty with Two Grab Hooks	1

Frame Detail - Front



BOM ID	Part No.	Description	Qty
20	Z61202	Grommet, Round x Open Back	2
21	Z61211	Marker LED, Round x Amber	2
22	Z62819	Rubberized Wire Clamp, 1/2"	2
23	Z62822	Rubber Grommet, 3/4" x 1/4"	5
24	Z71617	Hex Bolt, 5/8NC x 1-3/4"	2
25	Z72261	Hex Lock Nut, 5/8NC	10
26	Z72959	Rivet Nut, 3/8NC x 312	2
27	Z72962	Rivet Nut, 1/4NC x 260	2
28	Z73161	SAE Washer, 5/8"	8
29	Z76133	Flange Bolt, 3/8NC x 3/4"	2
30	Z76265	Carriage Bolt, 5/8NC x 3-1/2"	4
31	Z76561	Rod End, 5/8NC x 6" Full Threads	2
32	Z78301	Machine Screw, 1/4NC x 3/4"	2

Frame Detail - Rear

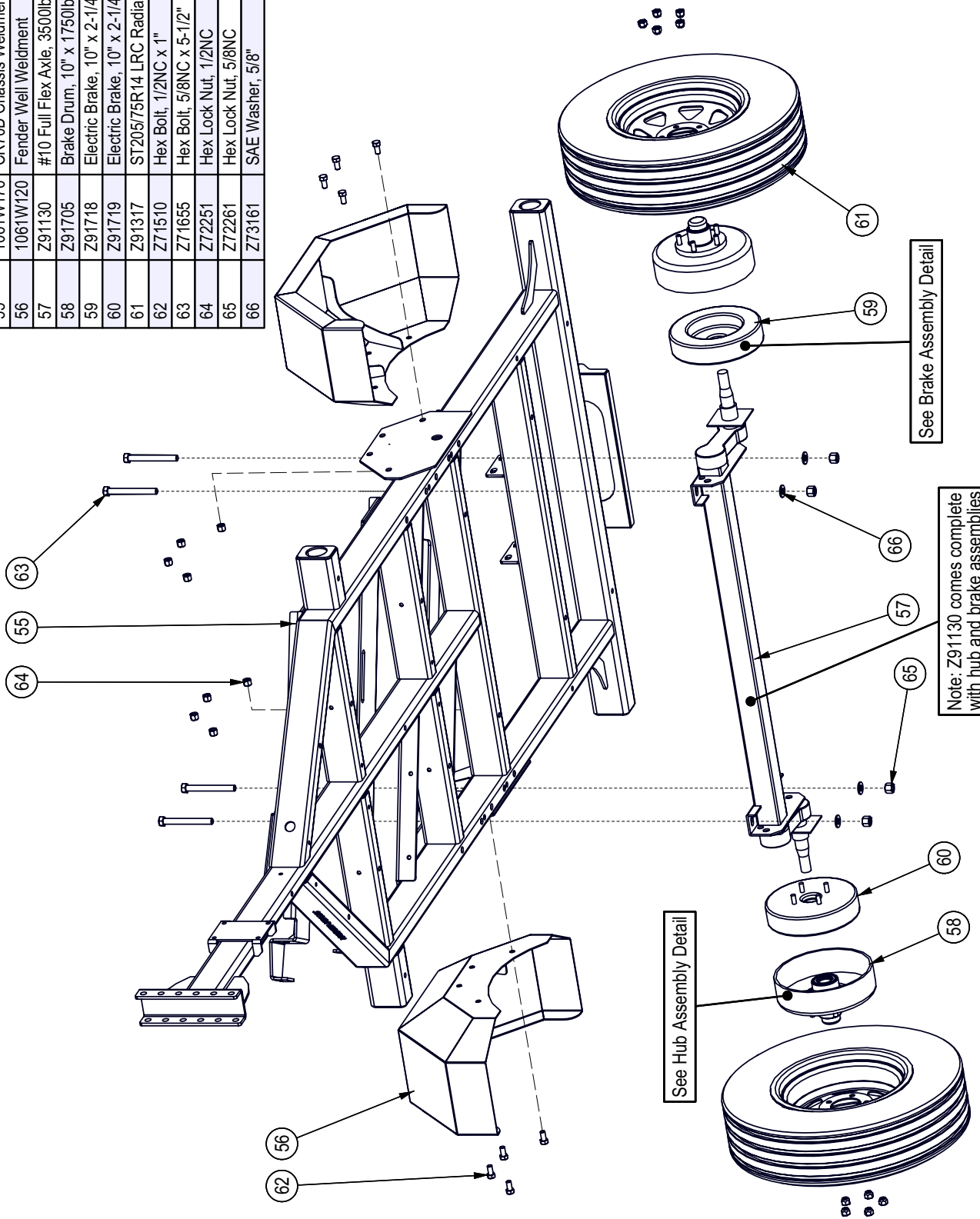


BOM ID	Part No.	Description	Qty
45	Z62822	Rubber Grommet, 3/4" x 1/4"	2
46	Z72551	Serrated Flange Locknut, 1/2NC	10
47	Z72957	Rivet Nut, 5/16NC x 3/12	2
48	Z72962	Rivet Nut, 1/4NC x 1"	3
49	Z76114	Flange Bolt, 1/4NC x 1"	2
50	Z76152	Flange Bolt, 1/2NC x 1-1/4"	10
51	Z78301	Machine Screw, 1/4NC x 3/4"	1
52	Z79463	Double Hose Clamp, 11/16" OD	4

BOM ID	Part No.	Description	Qty
35	Z61103	Grommet, Oval x Open Back	2
36	Z61114	STT LED, Oval x Red	2
37	Z61210	Marker LED, Round x Red	2
38	Z61202	Grommet, Round x Open Back	2
39	Z72221	Hex Lock Nut, 5/16NC	2
40	Z72321	Jam Nut, 5/16NC	4
41	Z79141	Threaded Stud, 5/16NC x 4"	2
42	Z72914	Acorn Nut, 5/16NC	2
43	Z61301	License Lamp, White	2
44	Z62819	Rubberized Wire Clamp, 1/2"	1

Frame & Fender Assembly

BOM ID	Part No.	Description	Qty
55	1061W176	CR70D Chassis Weldment	1
56	1061W120	Fender Well Weldment	2
57	Z91130	#10 Full Flex Axle, 3500lbs x 56" HF With Electric Brakes	1
58	Z91705	Brake Drum, 10" x 1750lbs 5on4-1/2" Complete Assembly	2
59	Z91718	Electric Brake, 10" x 2-1/4" x 1750lbs LH	1
60	Z91719	Electric Brake, 10" x 2-1/4" x 1750lbs RH	1
61	Z91317	ST205/75R14 LRC Radial Trail 5on4-1/2"	2
62	Z71510	Hex Bolt, 1/2NC x 1"	8
63	Z71655	Hex Bolt, 5/8NC x 5-1/2"	4
64	Z72251	Hex Lock Nut, 1/2NC	8
65	Z72261	Hex Lock Nut, 5/8NC	4
66	Z73161	SAE Washer, 5/8"	4

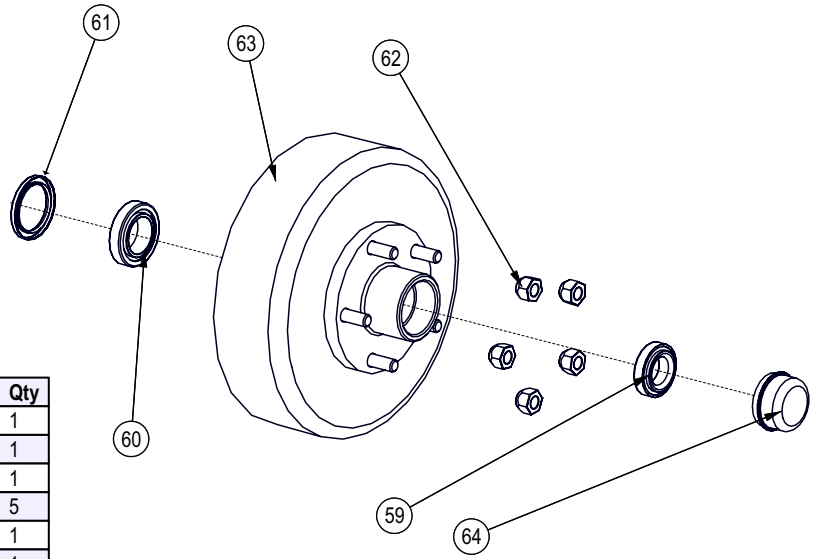
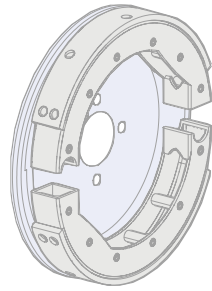
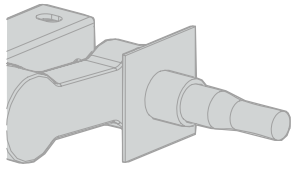


See Brake Assembly Detail

Note: Z91130 comes complete with hub and brake assemblies

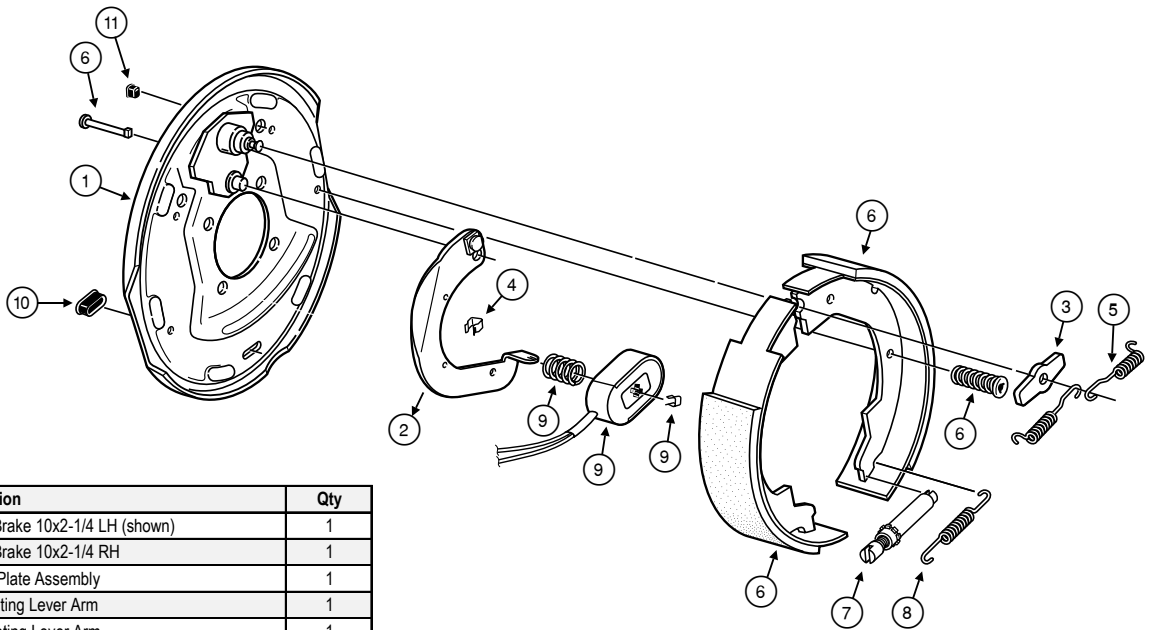
See Hub Assembly Detail

Hub Assembly



BOM ID	Part No.	Description	Qty
59	Z23202	L44649 Cone, L44610 Cup	1
60	Z23205	L68149 Cone and L68111 Cup	1
61	Z28202	Seal, Single Lip	1
62	Z72931	Lug Nut, 1/2NF	5
63	Z91708	1750# Brake Drum 10" 5 - 4-1/2 Bolts	1
64	Z91801	Dust Cap 1.98 Bore	1

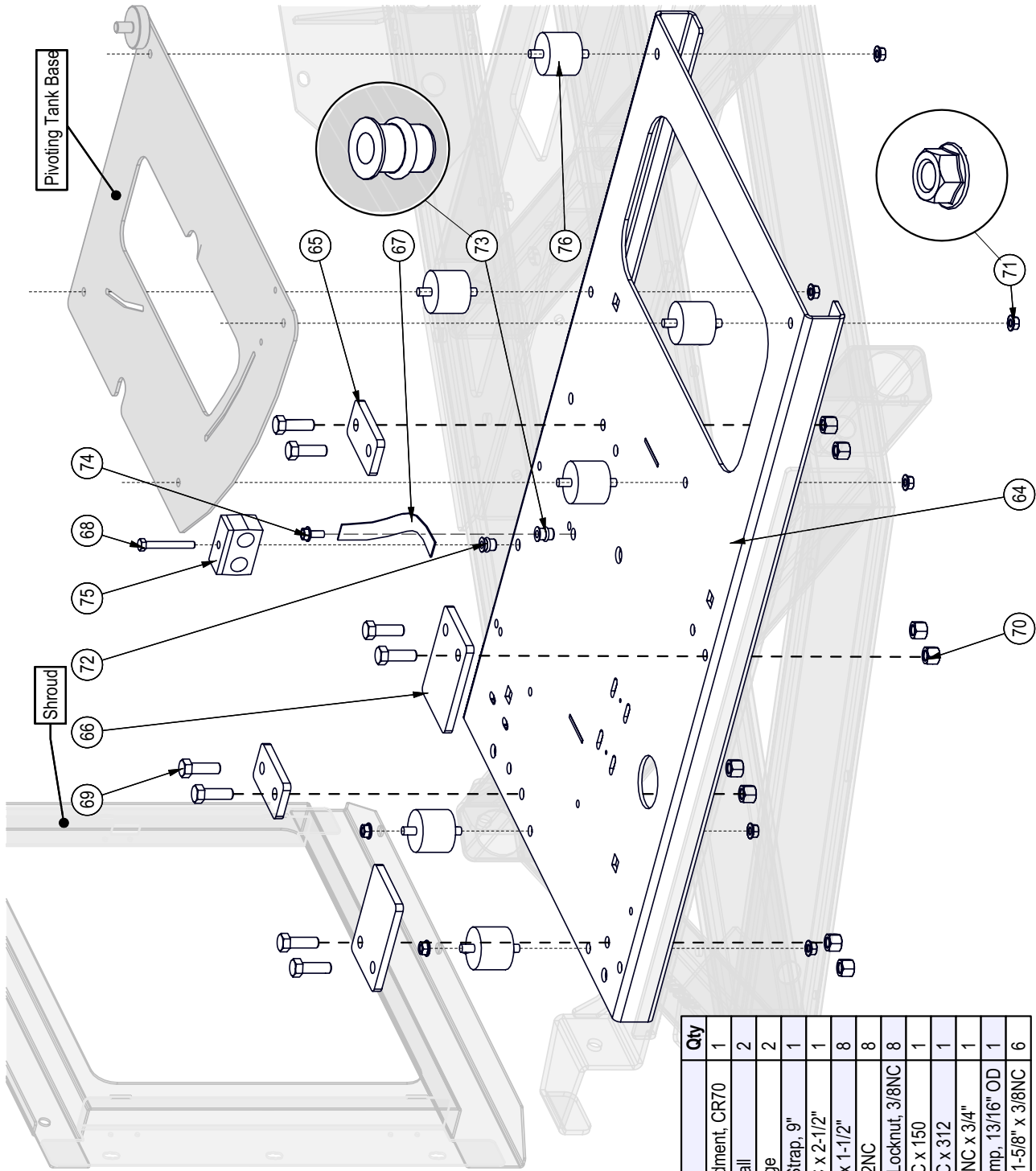
Brake Assembly



Item	Part No.	Description	Qty
	Z91718	Electric Brake 10x2-1/4 LH (shown)	1
	Z91719	Electric Brake 10x2-1/4 RH	1
1	036-019-10	Backing Plate Assembly	1
2	047-019-05	LH Actuating Lever Arm	1
2	047-020-05	RH Actuating Lever Arm	1
3	005-067-00	Washer	1
4	027-005-00	Wire Clip	2
5	046-009-00	Retractor Spring	2
6	K71-047-00	Shoe & Lining Kit Contains:	1
	#040-017-00	Primary Shoe & Lining	1
	#040-021-00	Secondary Shoe & Lining	1
	#049-002-00	Shoe Hold Down Pin #8	2
	#046-077-00	Shoe Hold Down Spring & Cup	2
7	043-004-00	Adjuster Assembly	1
8	046-018-00	Adjusting Screw Spring	1
9	K71-104-00	Magnet Kit Contains:	1
	#042-140-00	Magnet (green wire)	1
	#027-009-00	Magnet Clip	1
	#046-080-00	Magnet Spring	1
10	046-007-00	Adjuster Slot Plug	2
11	046-016-00	Wire Grommet	1

Please note: brake parts are not available from EMB Mfg. Brake part numbers here reference Dexter Axle brake assemblies and are available from your local auto parts dealer. All brake repair and maintenance should be done by a qualified mechanic.

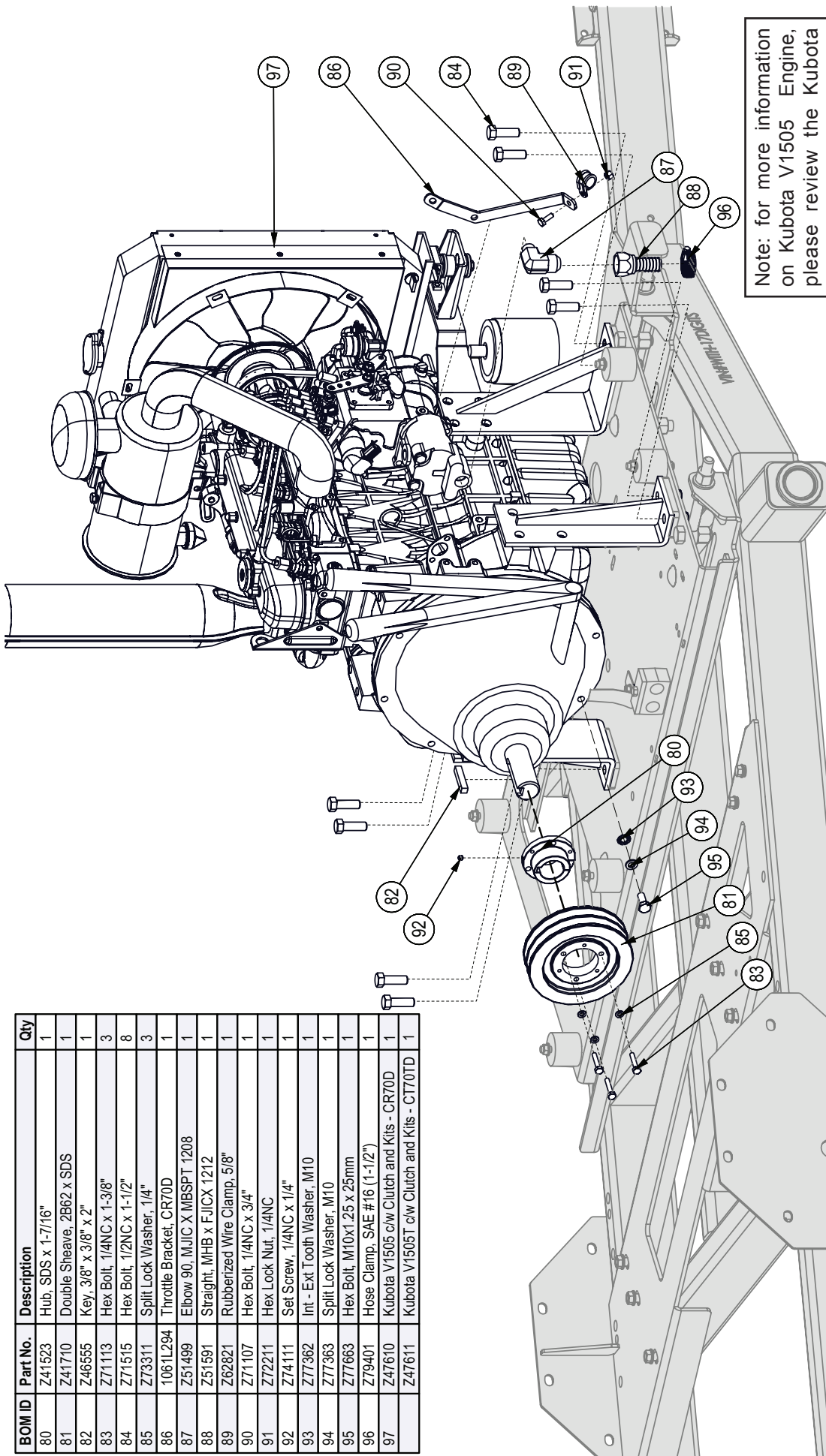
Engine Carriage



BOM ID	Part No.	Description	Qty
64	1061W111	Engine Skid Weldment, CR70	1
65	1061S140	Isolator Pad, Small	2
66	1061S141	Isolator Pad, Large	2
67	Z62713	Copper Ground Strap, 9"	1
68	Z71225	Hex Bolt, 5/16NC x 2-1/2"	1
69	Z71515	Hex Bolt, 1/2NC x 1-1/2"	8
70	Z72251	Hex Lock Nut, 1/2NC	8
71	Z72531	Serrated Flange Locknut, 3/8NC	8
72	Z72956	Rivet Nut, 5/16NC x 150	1
73	Z72957	Rivet Nut, 5/16NC x 312	1
74	Z76121	Flange Bolt, 5/16NC x 3/4"	1
75	Z79464	Double Hose Clamp, 13/16" OD	1
76	Z79932	Isolator, 2" Dia x 1-5/8" x 3/8NC	6

Engine CR70D & CR70TD

BOM ID	Part No.	Description	Qty
80	Z41523	Hub, SDS x 1-7/16"	1
81	Z41710	Double Sheave, 2B62 x SDS	1
82	Z46555	Key, 3/8" x 3/8" x 2"	1
83	Z71113	Hex Bolt, 1/4NC x 1-3/8"	3
84	Z71515	Hex Bolt, 1/2NC x 1-1/2"	8
85	Z73311	Split Lock Washer, 1/4"	3
86	1061L294	Throttle Bracket, CR70D	1
87	Z51499	Elbow 90, MJIC X MBSPT 1208	1
88	Z51591	Straight, MHB x FJICX 1212	1
89	Z62821	Rubberized Wire Clamp, 5/8"	1
90	Z71107	Hex Bolt, 1/4NC x 3/4"	1
91	Z72211	Hex Lock Nut, 1/4NC	1
92	Z74111	Set Screw, 1/4NC x 1/4"	1
93	Z77362	Int - Ext Tooth Washer, M10	1
94	Z77363	Split Lock Washer, M10	1
95	Z77663	Hex Bolt, M10x1.25 x 25mm	1
96	Z79401	Hose Clamp, SAE #16 (1-1/2")	1
97	Z47610	Kubota V1505 c/w Clutch and Kits - CR70D	1
	Z47611	Kubota V1505T c/w Clutch and Kits - CT70TD	1

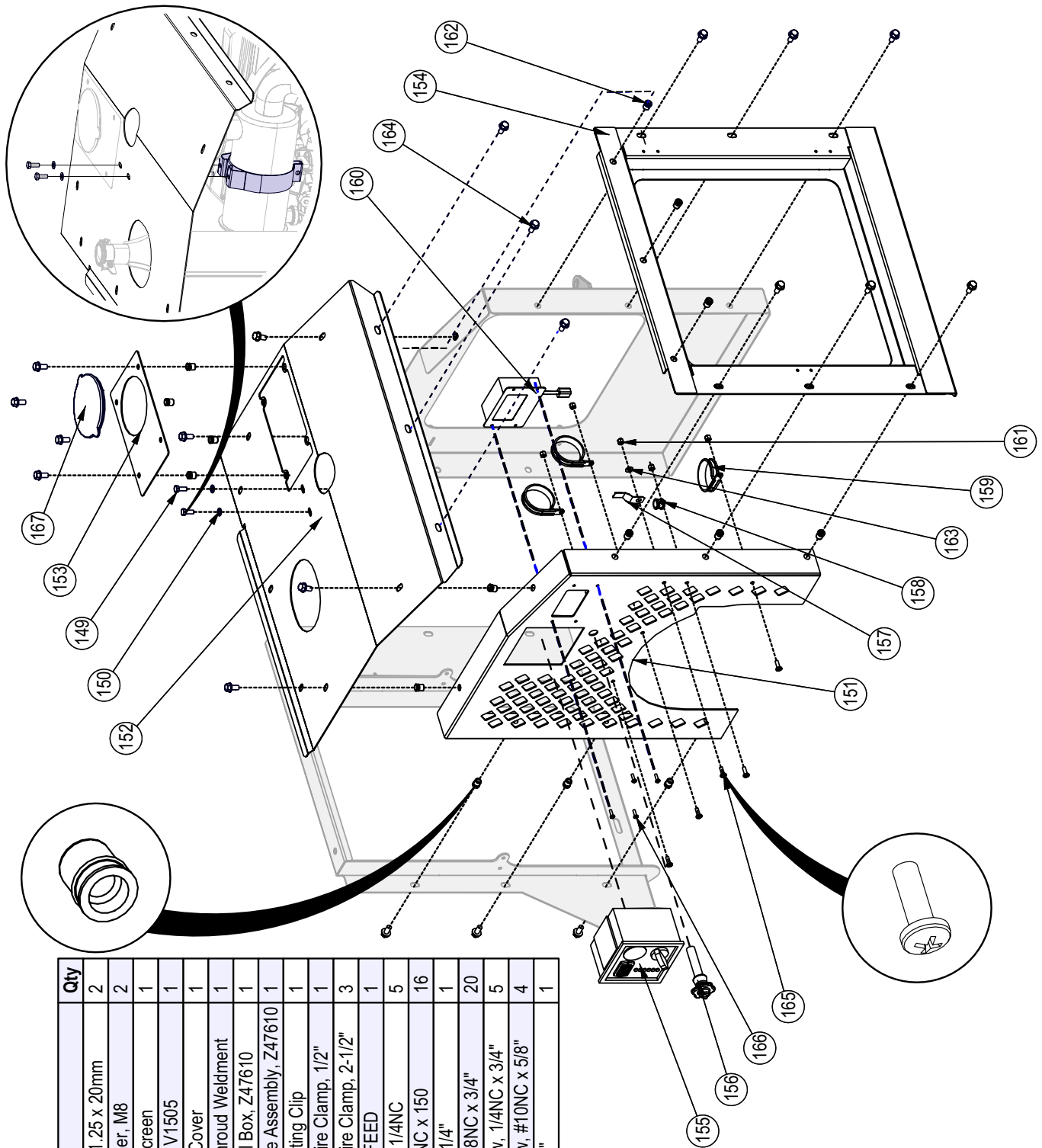


Note: for more information on Kubota V1505 Engine, please review the Kubota Owners Manual.

Note: A solution of 50% antifreeze and 50% water must be used in this engine. Freezing point around -36° c (-34° F) Do not use 100% anti-freeze, or severe damage will occur.

Engine Parts	
Part #	Description
125010007434	Primary Air Filter Element
125010006169	Air Filter Case (Includes Filter)
106200000061	Coolant Overflow Bottle
125010003915	Rad Cap
HH160-32093	Oil Filter

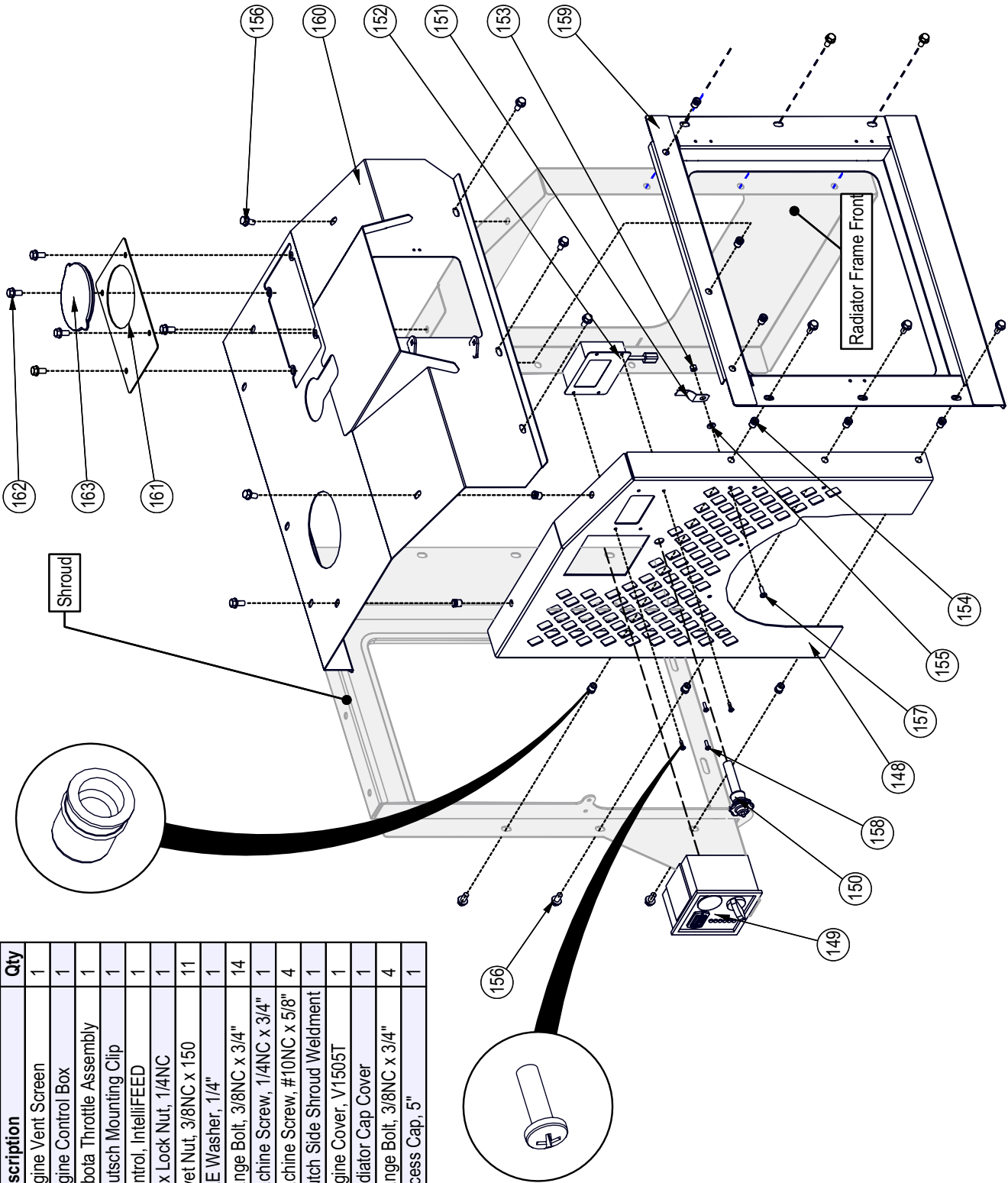
Engine Shroud - CR70D



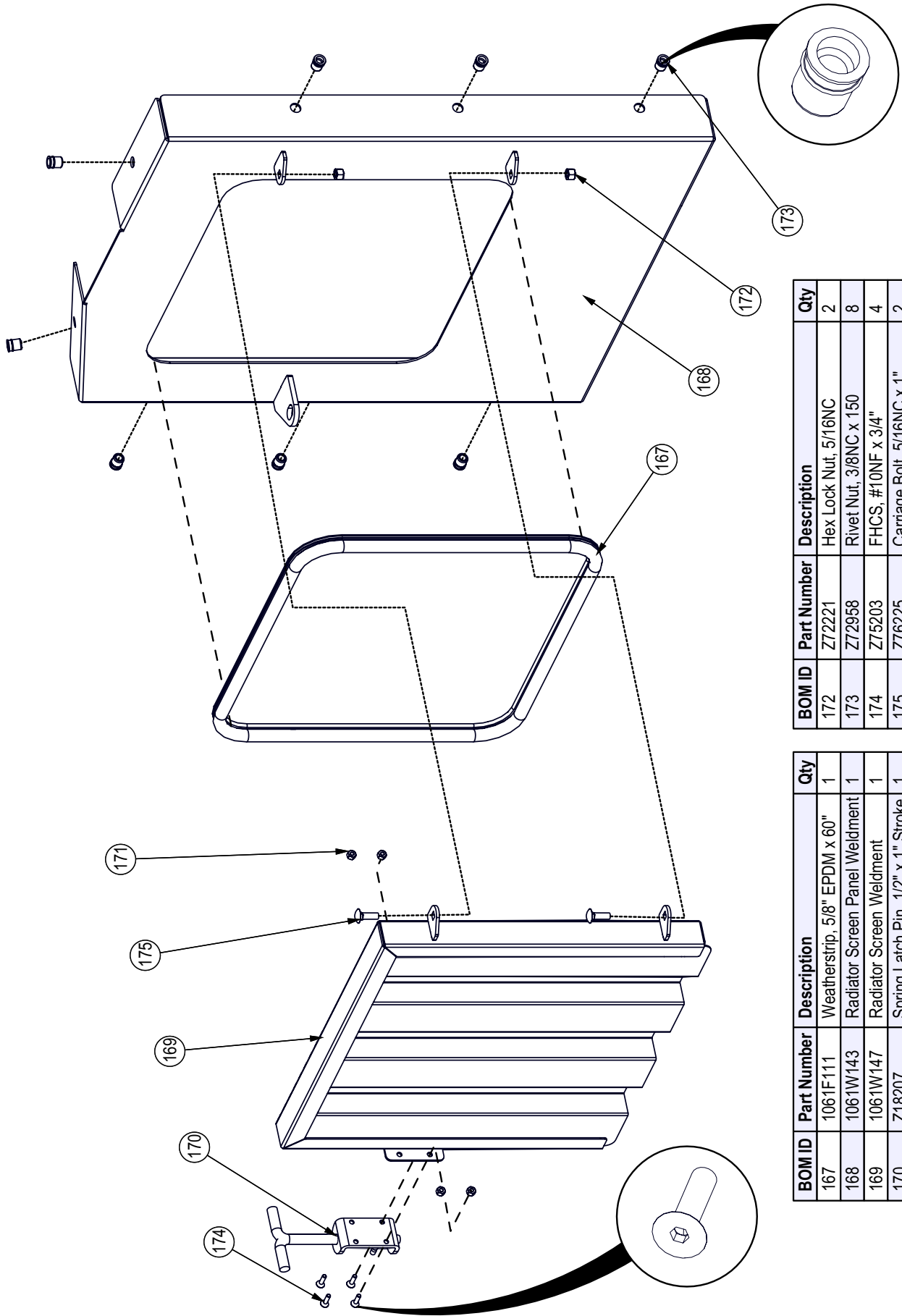
BOM ID	Part Number	Description	Qty
149	Z77150	Hex Bolt, M8x1.25 x 20mm	2
150	Z77352	DIN 125 Washer, M8	2
151	1061L244	Engine Vent Screen	1
152	1061L254	Engine Cover, V1505	1
153	1061L257	Radiator Cap Cover	1
154	1061W144	Clutch Side Shroud Weldment	1
155	Z47610-3	Engine Control Box, Z47610	1
156	Z47610-4	Kubota Throttle Assembly, Z47610	1
157	Z62816	Deutsch Mounting Clip	1
158	Z62819	Rubberized Wire Clamp, 1/2"	1
159	Z62826	Rubberized Wire Clamp, 2-1/2"	3
160	Z66204	Control, IntelliFEED	1
161	Z72211	Hex Lock Nut, 1/4NC	5
162	Z72958	Rivet Nut, 3/8NC x 150	16
163	Z73111	SAE Washer, 1/4"	1
164	Z76133	Flange Bolt, 3/8NC x 3/4"	20
165	Z78301	Machine Screw, 1/4NC x 3/4"	5
166	Z78312	Machine Screw, #10NC x 5/8"	4
167	Z93325	Access Cap, 5"	1

Engine Shroud - CR70TD

BOM ID	Part No.	Description	Qty
148	1061L288	Engine Vent Screen	1
149	Z47608-1	Engine Control Box	1
150	Z47608-2	Kubota Throttle Assembly	1
151	Z62816	Deutsch Mounting Clip	1
152	Z66204	Control, IntelliFEED	1
153	Z72211	Hex Lock Nut, 1/4NC	1
154	Z72958	Rivet Nut, 3/8NC x 150	11
155	Z73111	SAE Washer, 1/4"	1
156	Z76133	Flange Bolt, 3/8NC x 3/4"	14
157	Z78301	Machine Screw, 1/4NC x 3/4"	1
158	Z78312	Machine Screw, #10NC x 5/8"	4
159	1061W161	Clutch Side Shroud Weldment	1
160	1061W164	Engine Cover, V1505T	1
161	1061L257	Radiator Cap Cover	1
162	Z76133	Flange Bolt, 3/8NC x 3/4"	4
163	Z93325	Access Cap, 5"	1



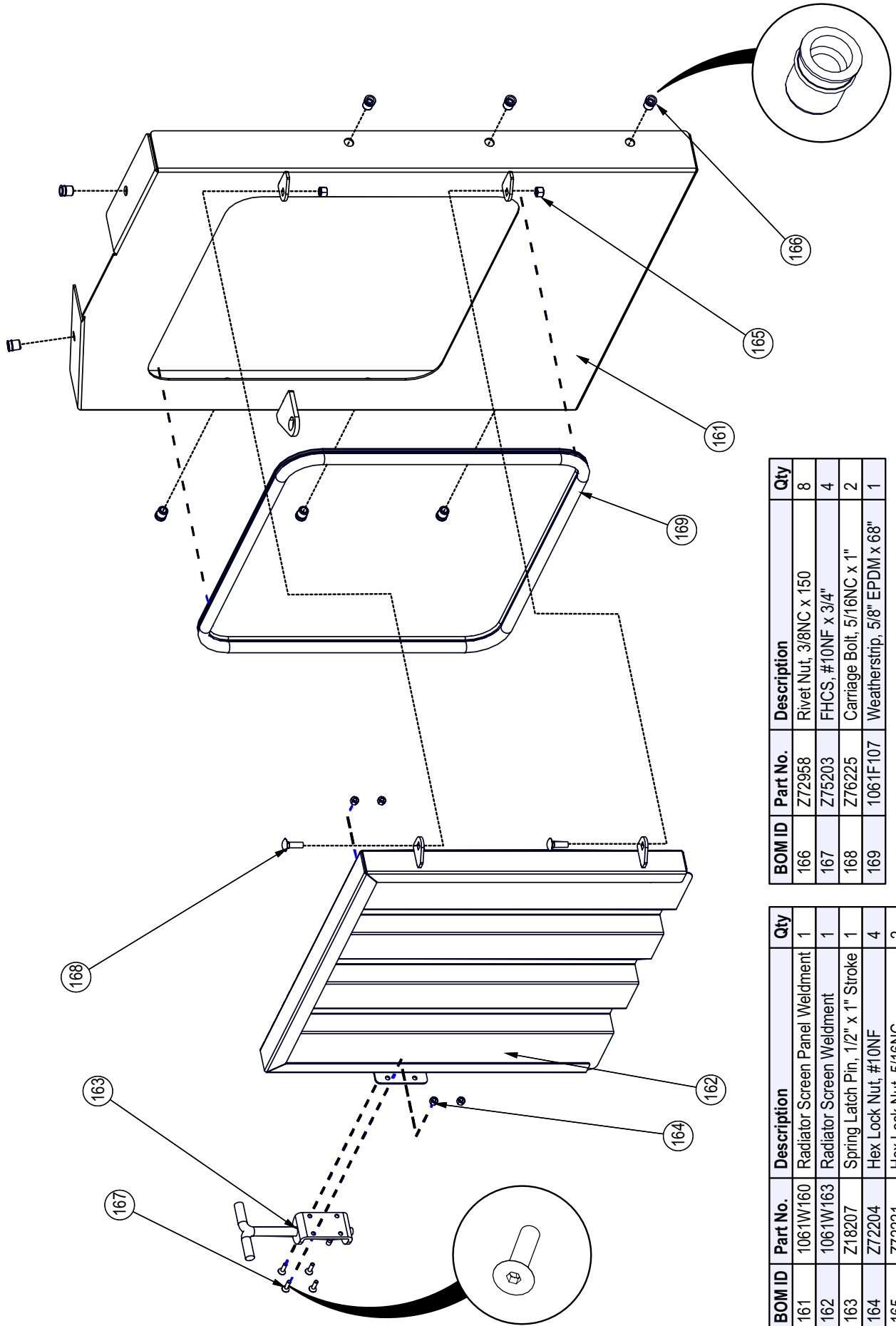
Radiator Door & Shroud - CR70D



BOM ID	Part Number	Description	Qty
172	Z72221	Hex Lock Nut, 5/16NC	2
173	Z72958	Rivet Nut, 3/8NC x 150	8
174	Z75203	FHCS, #10NF x 3/4"	4
175	Z76225	Carriage Bolt, 5/16NC x 1"	2

BOM ID	Part Number	Description	Qty
167	1061F111	Weatherstrip, 5/8" EPDM x 60"	1
168	1061W143	Radiator Screen Panel Weldment	1
169	1061W147	Radiator Screen Weldment	1
170	Z18207	Spring Latch Pin, 1/2" x 1" Stroke	1
171	Z72204	Hex Lock Nut, #10NF	4

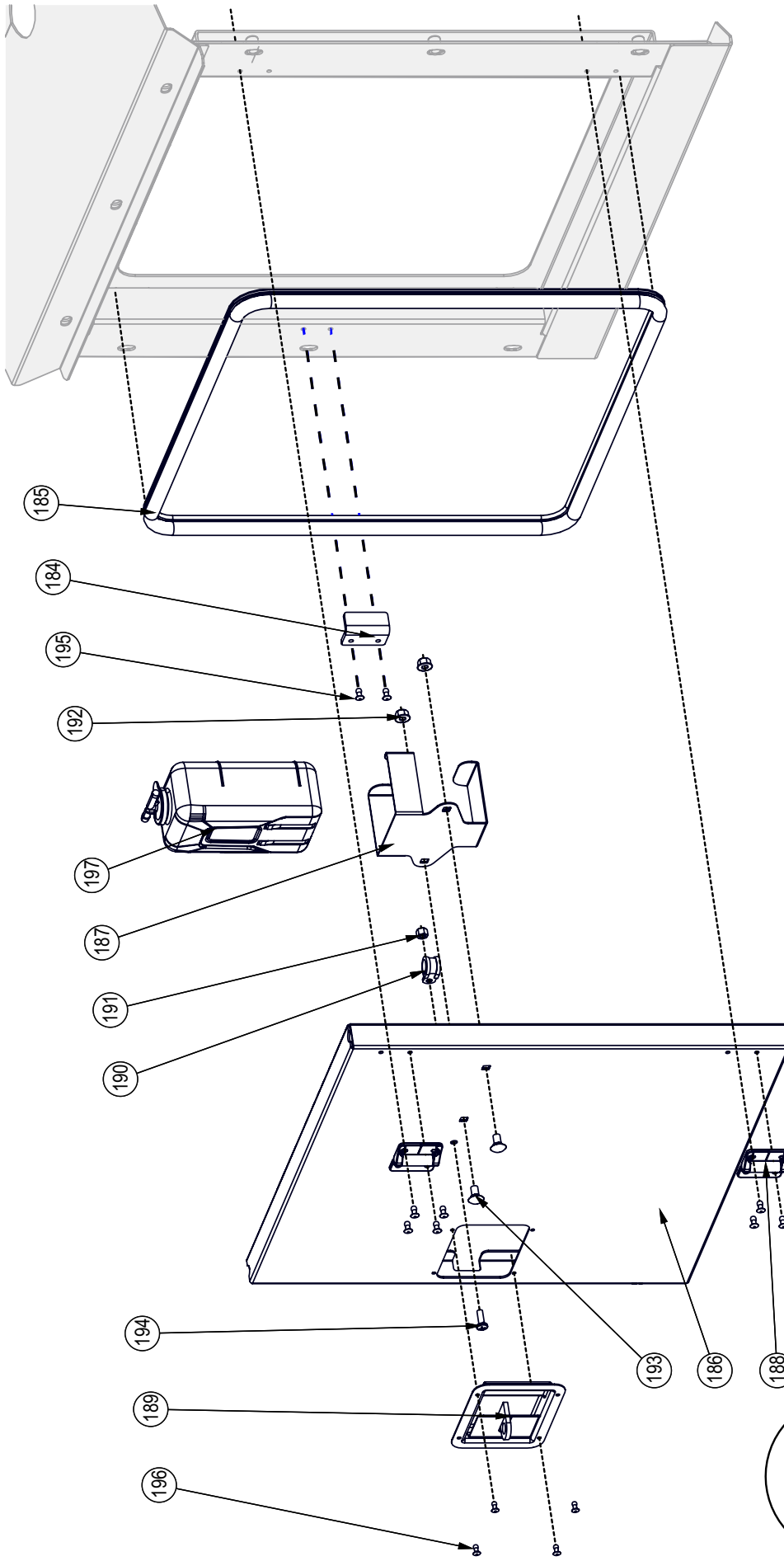
Radiator Door & Shroud - CR70TD



BOM ID	Part No.	Description	Qty
166	Z72958	Rivet Nut, 3/8NC x 150	8
167	Z75203	FHCS, #10NF x 3/4"	4
168	Z76225	Carriage Bolt, 5/16NC x 1"	2
169	1061F107	Weatherstrip, 5/8" EPDM x 68"	1

BOM ID	Part No.	Description	Qty
161	1061W160	Radiator Screen Panel Weldment	1
162	1061W163	Radiator Screen Weldment	1
163	Z18207	Spring Latch Pin, 1/2" x 1" Stroke	1
164	Z72204	Hex Lock Nut, #10NF	4
165	Z72221	Hex Lock Nut, 5/16NC	2

Engine Access Door - CR70D



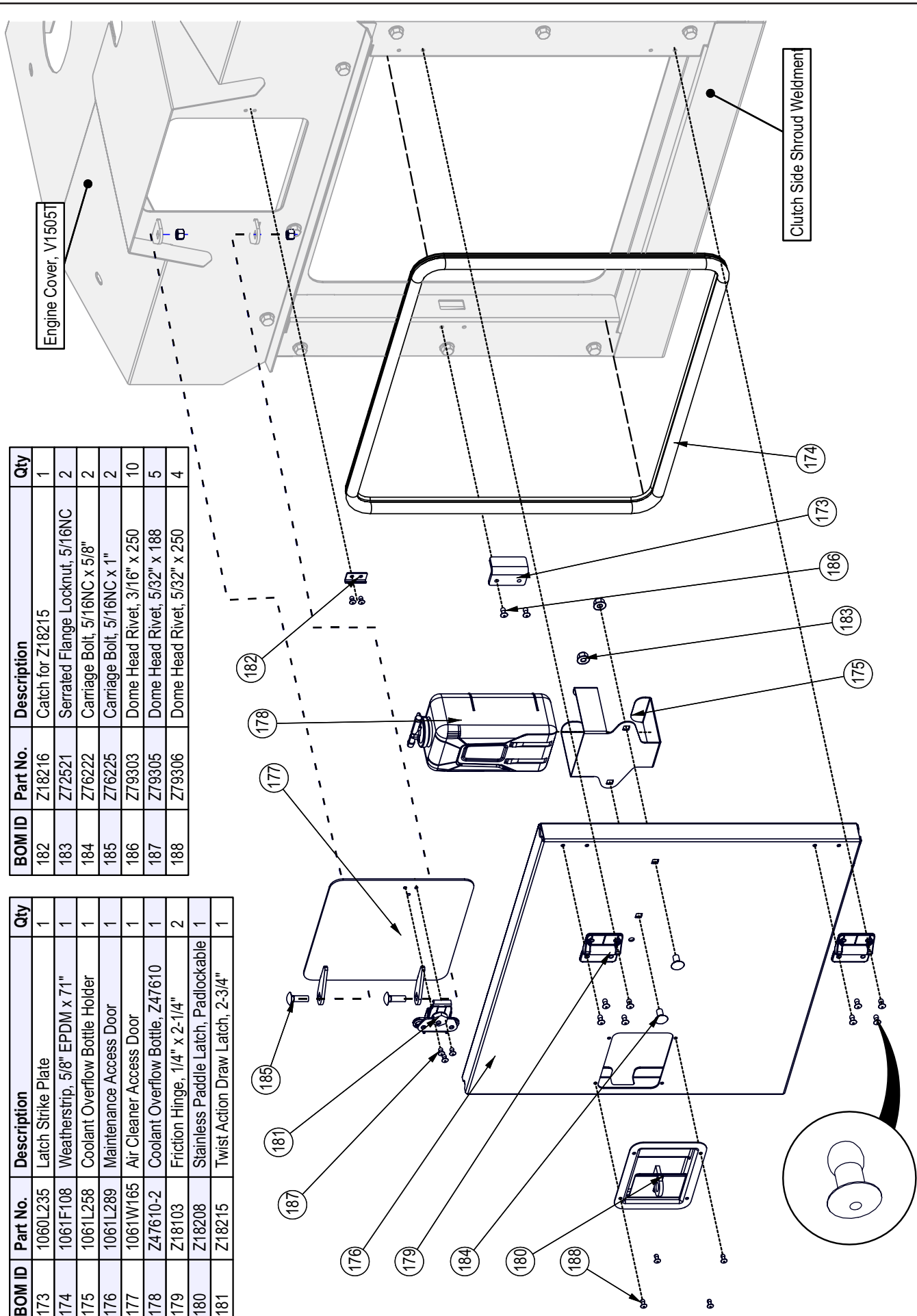
BOM ID	Part Number	Description	Qty
192	Z72521	Serrated Flange Locknut, 5/16NC	2
193	Z76222	Carriage Bolt, 5/16NC x 5/8"	2
194	Z78301	Machine Screw, 1/4NC x 3/4"	1
195	Z79303	Dome Head Rivet, 3/16" x 250	10
196	Z79306	Dome Head Rivet, 5/32" x 250	4
197	Z47610-2	Coolant Overflow Bottle, Z47610	1

BOM ID	Part Number	Description	Qty
184	1060L235	Latch Strike Plate	1
185	1061F112	Weatherstrip, EPDM 5/8" x 75"	1
186	1061L255	Maintenance Access Door	1
187	1061L258	Coolant Overflow Bottle Holder	1
188	Z18103	Friction Hinge, 1/4" x 2-1/4"	2
189	Z18208	Stainless Paddle Latch, Padlockable	1
190	Z62819	Rubberized Wire Clamp, 1/2"	1
191	Z72211	Hex Lock Nut, 1/4NC	1

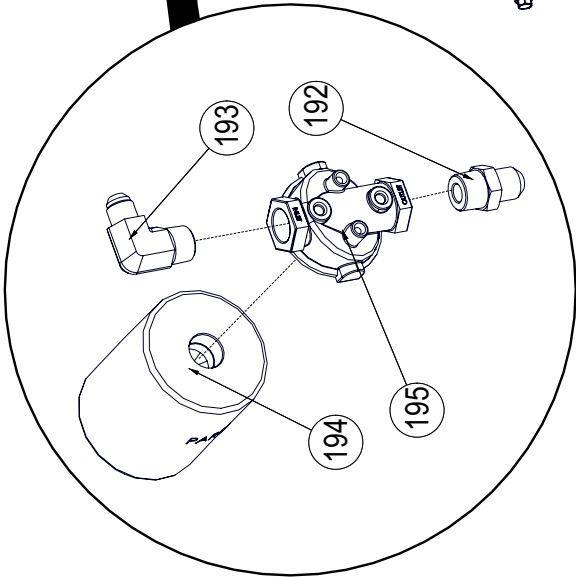
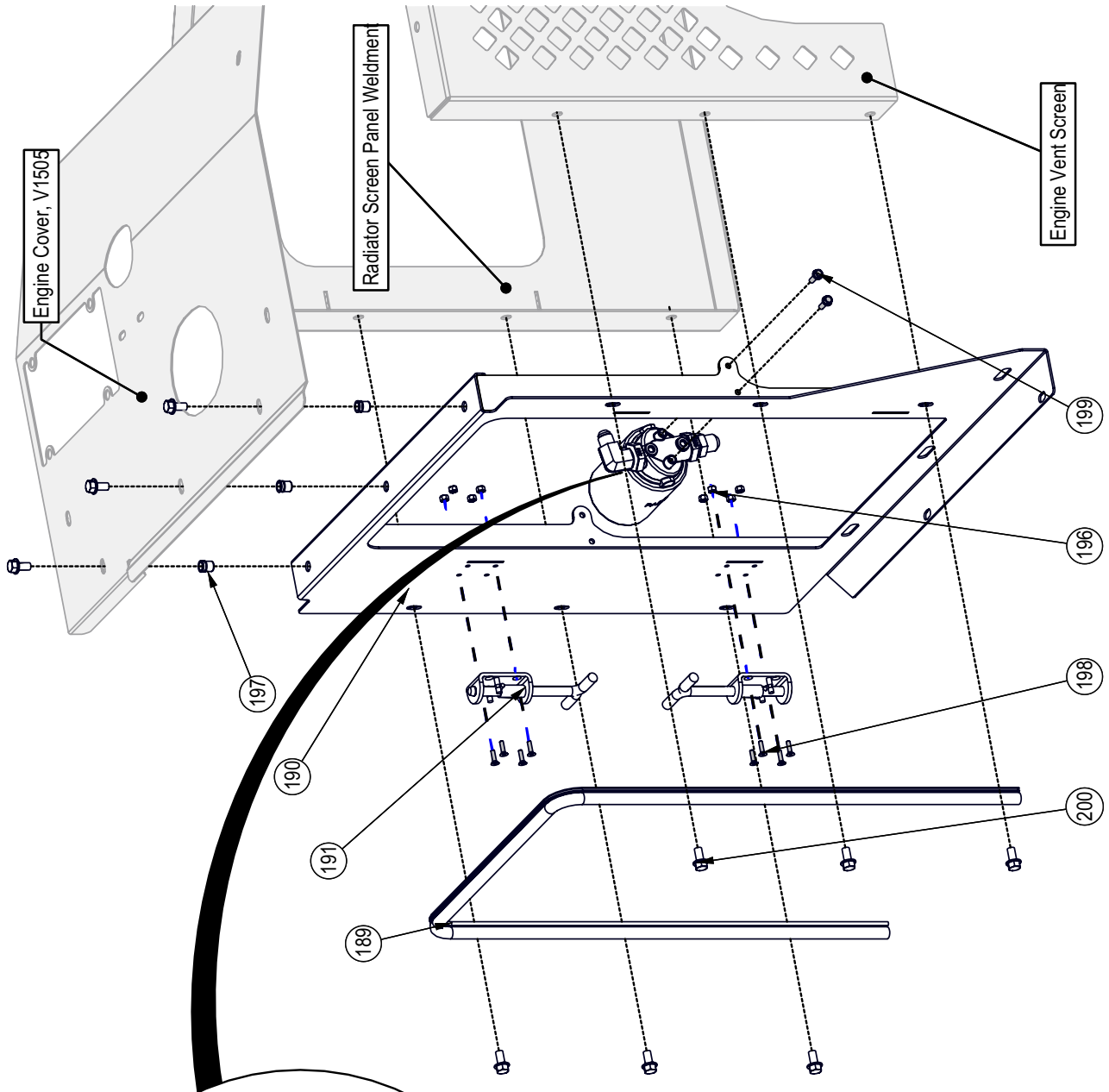
Engine Access Door - CR70ID

BOM ID	Part No.	Description	Qty
173	1060L235	Latch Strike Plate	1
174	1061F108	Weatherstrip, 5/8" EPDM x 71"	1
175	1061L258	Coolant Overflow Bottle Holder	1
176	1061L289	Maintenance Access Door	1
177	1061W165	Air Cleaner Access Door	1
178	Z47610-2	Coolant Overflow Bottle, Z47610	1
179	Z18103	Friction Hinge, 1/4" x 2-1/4"	2
180	Z18208	Stainless Paddle Latch, Padlockable	1
181	Z18215	Twist Action Draw Latch, 2-3/4"	1

BOM ID	Part No.	Description	Qty
182	Z18216	Catch for Z18215	1
183	Z12521	Serrated Flange Locknut, 5/16NC	2
184	Z16222	Carriage Bolt, 5/16NC x 5/8"	2
185	Z16225	Carriage Bolt, 5/16NC x 1"	2
186	Z19303	Dome Head Rivet, 3/16" x 250	10
187	Z19305	Dome Head Rivet, 5/32" x 188	5
188	Z19306	Dome Head Rivet, 5/32" x 250	4

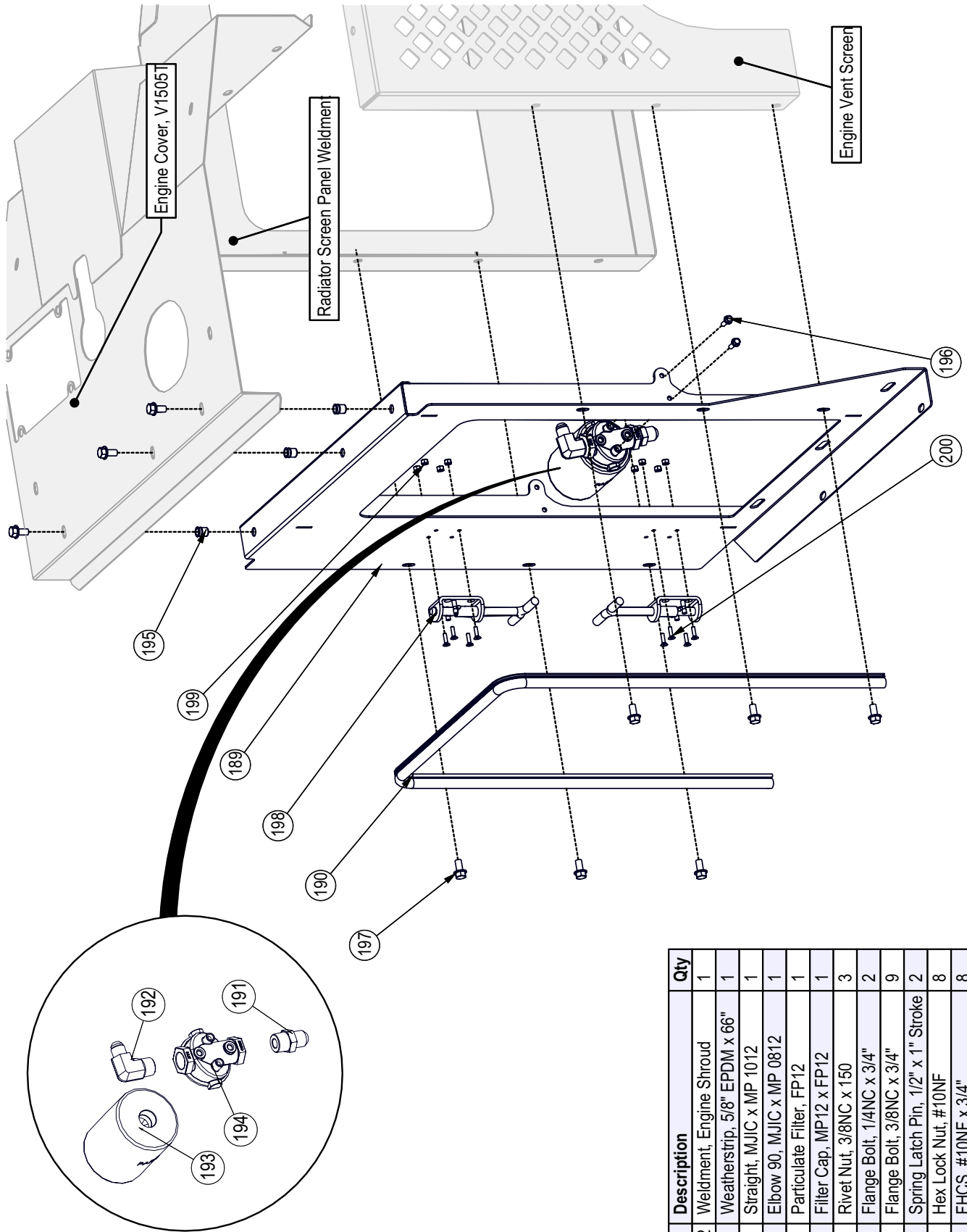


Engine Shroud-Tank Side - CR70D



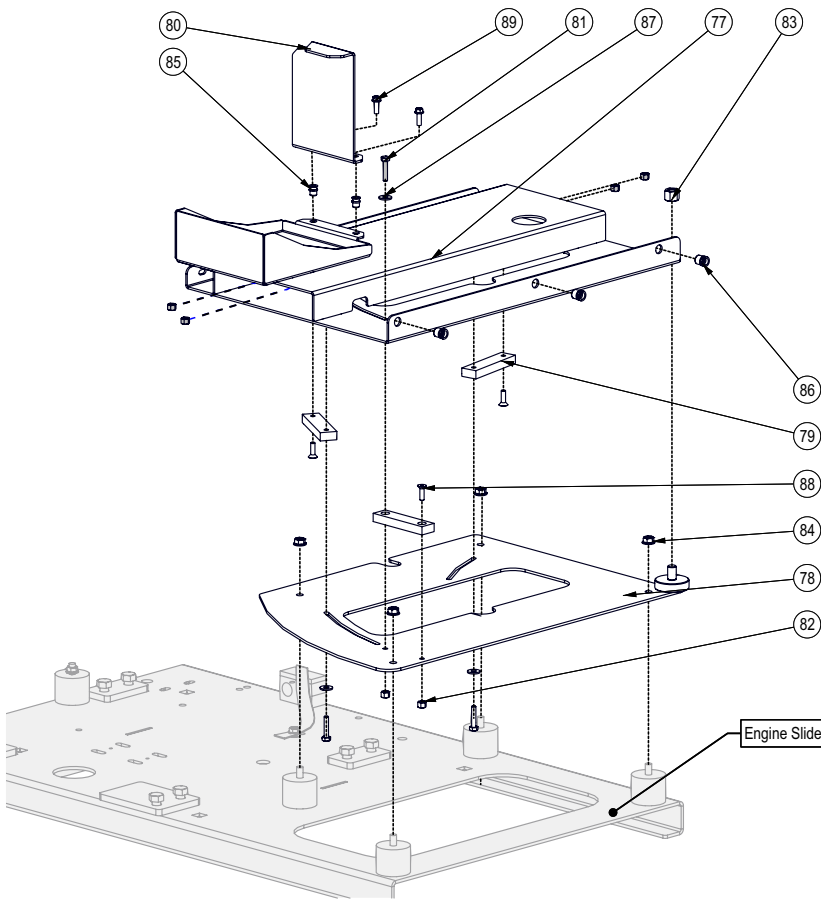
BOM ID	Part Number	Description	Qty
189	1061F113	Weatherstrip, 5/8" EPDM x 68"	1
190	1061W146	Weldment, Engine Shroud	1
191	Z18207	Spring Latch Pin, 1/2" x 1" Stroke	2
192	Z514402	Straight, MJIC x MP 1012	1
193	Z51453	Elbow 90, MJIC x MP 0812	1
194	Z55301	Particulate Filter, FP12	1
195	Z55302	Filter Cap, MP12 x FP12	1
196	Z72204	Hex Lock Nut, #10NF	8
197	Z72958	Rivet Nut, 3/8NC x 150	3
198	Z75203	FHCS, #10NF x 3/4"	8
199	Z76111	Flange Bolt, 1/4NC x 3/4"	2
200	Z76133	Flange Bolt, 3/8NC x 3/4"	9

Engine Shroud-Tank Side - CR70TD



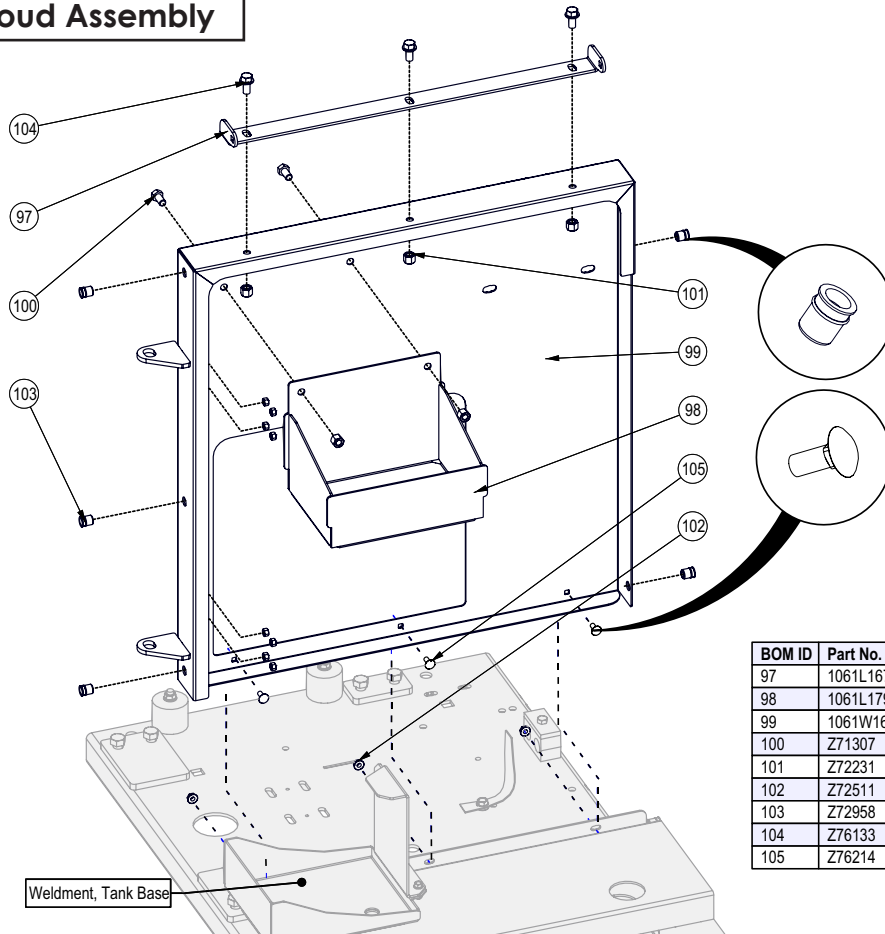
BOM ID	Part No.	Description	Qty
189	1061W162	Weldment, Engine Shroud	1
190	1061F104	Weatherstrip, 5/8" EPDM x 66"	1
191	Z514402	Straight, MJIC x MP 1012	1
192	Z51453	Elbow 90, MJIC x MP 0812	1
193	Z55301	Particulate Filter, FP12	1
194	Z55302	Filter Cap, MP12 x FP12	1
195	Z72958	Rivet Nut, 3/8NC x 150	3
196	Z76111	Flange Bolt, 1/4NC x 3/4"	2
197	Z76133	Flange Bolt, 3/8NC x 3/4"	9
198	Z18207	Spring Latch Pin, 1/2" x 1" Stroke	2
199	Z72204	Hex Lock Nut, #10NF	8
200	Z75203	FHCS, #10NF x 3/4"	8

Pivoting Tank Base



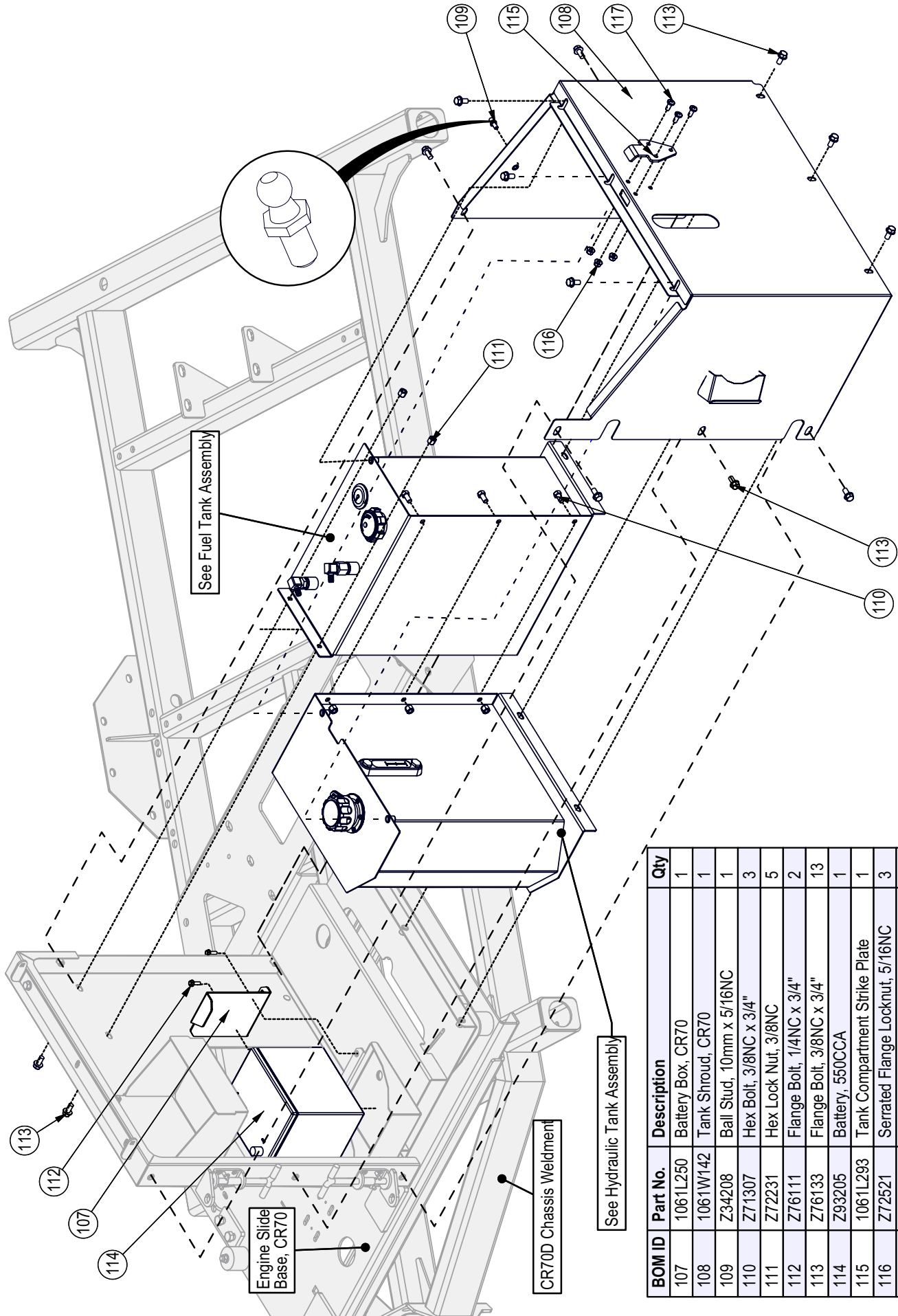
BOM ID	Part No.	Description	Qty
77	1061W145	Weldment, Tank Base	1
78	1061W148	Weldment, Pivoting Tank Base	1
79	1022S208	Rotor Hood Slide	3
80	1061L250	Battery Box, CR70	1
81	Z71112	Hex Bolt, 1/4NC x 1-1/4"	3
82	Z72211	Hex Lock Nut, 1/4NC	4
83	Z72251	Hex Lock Nut, 1/2NC	1
84	Z72531	Serrated Flange Locknut, 3/8NC	4
85	Z72955	Rivet Nut, 1/4NC x 165	2
86	Z72958	Rivet Nut, 3/8NC x 150	3
87	Z73211	USS Washer, 1/4"	3
88	Z75211	FHCS, 1/4NC x 7/8"	3
89	Z76111	Flange Bolt, 1/4NC x 3/4"	2

Tank / Engine Shroud Assembly



BOM ID	Part No.	Description	Qty
97	1061L167	Tank Door Hinge Rail	1
98	1061L179	CR70 Toolbox	1
99	1061W167	Weldment, CR70D Tank Shroud	1
100	Z71307	Hex Bolt, 3/8NC x 3/4"	2
101	Z72231	Hex Lock Nut, 3/8NC	5
102	Z72511	Serrated Flange Locknut, 1/4NC	3
103	Z72958	Rivet Nut, 3/8NC x 150	5
104	Z76133	Flange Bolt, 3/8NC x 3/4"	3
105	Z76214	Carriage Bolt, 1/4NC x 5/8"	3

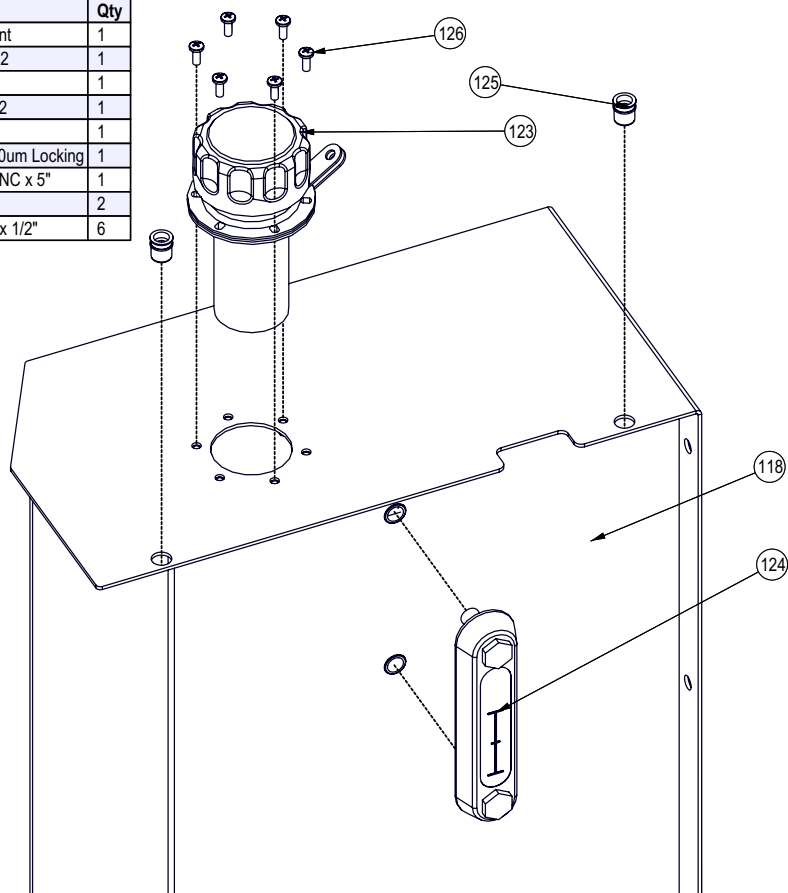
Tank / Shroud Assembly



BOM ID	Part No.	Description	Qty
107	1061L250	Battery Box, CR70	1
108	1061W142	Tank Shroud, CR70	1
109	Z34208	Ball Stud, 10mm x 5/16NC	1
110	Z71307	Hex Bolt, 3/8NC x 3/4"	3
111	Z72231	Hex Lock Nut, 3/8NC	5
112	Z76111	Flange Bolt, 1/4NC x 3/4"	2
113	Z76133	Flange Bolt, 3/8NC x 3/4"	13
114	Z93205	Battery, 550CCA	1
115	1061L293	Tank Compartment Strike Plate	1
116	Z72521	Serrated Flange Locknut, 5/16NC	3
117	Z78319	Machine Screw, 5/16NC x 3/4" Locking	3

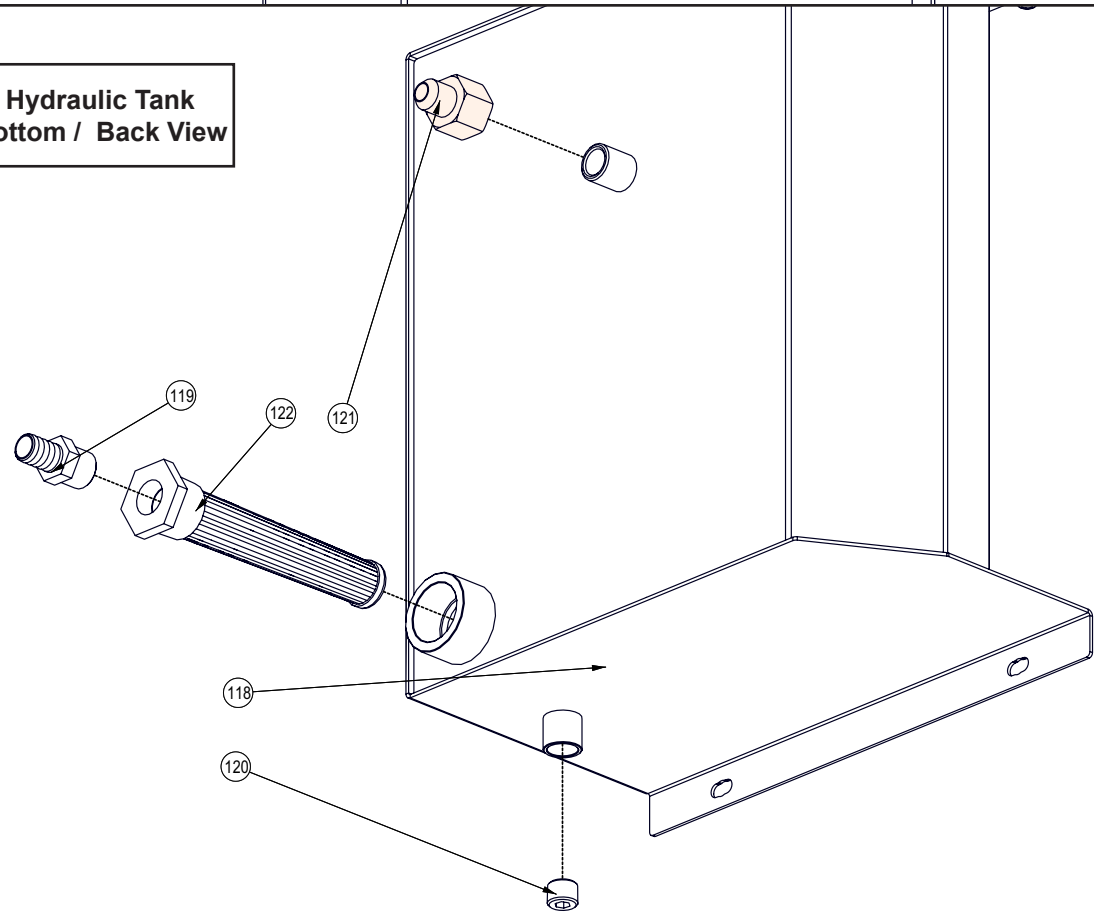
Hydraulic Tank Assembly

BOM ID	Part No.	Description	Qty
118	1061W113	Hydraulic Tank Weldment	1
119	Z51181	Straight, MHB x MP 1212	1
120	Z51192	Socket Plug, MP 08	1
121	Z51463	Straight, MJIC x FP 1012	1
122	Z55101	Suction Strainer, MP20	1
123	Z55403	Filler Breather Cap x 400um Locking	1
124	Z55908	Level Thermometer, 1/2NC x 5"	1
125	Z72958	Rivet Nut, 3/8NC x 150	2
126	Z78303	Machine Screw, #10NF x 1/2"	6



**Hydraulic Tank
Top / Front View**

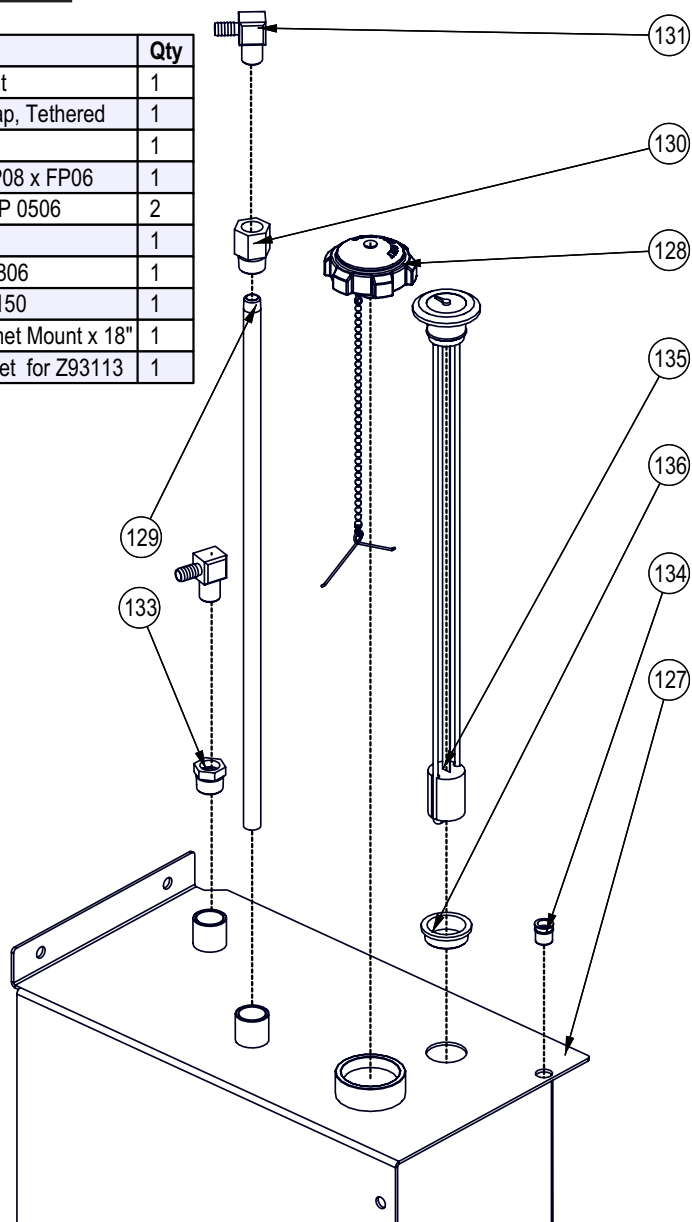
**Hydraulic Tank
Bottom / Back View**



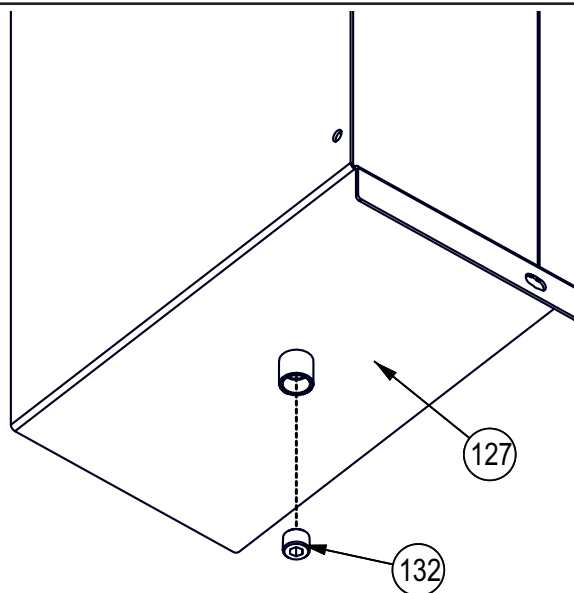
Fuel Tank Assembly

BOM ID	Part No.	Description	Qty
127	1061W156	Fuel Tank Weldment	1
128	1060A140	TIPS Diesel Fuel Cap, Tethered	1
129	1060S103	Fuel Pickup Tube	1
130	1060m103	Custom Adapter MP08 x FP06	1
131	Z51189	Elbow 90, MHB x MP 0506	2
132	Z51192	Socket Plug, MP 08	1
133	Z51226	Straight, MP x FP 0806	1
134	Z72958	Rivet Nut, 3/8NC x 150	1
135	Z93112	Fuel Gauge, Grommet Mount x 18"	1
136	Z93115	Fuel Gauge Grommet for Z93113	1

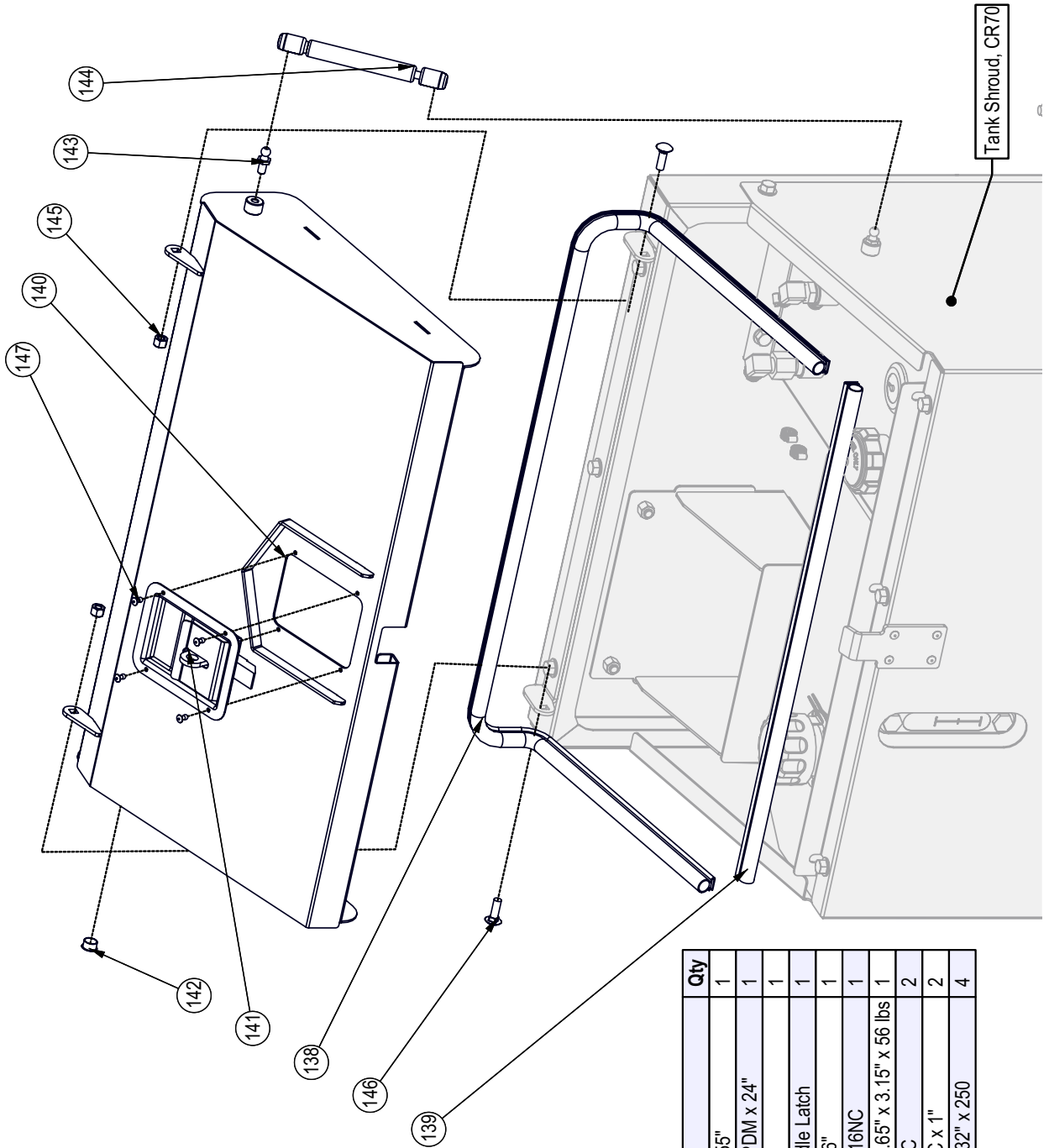
**Fuel Tank
Top / Front View**



**Fuel Tank
Bottom / Back View**

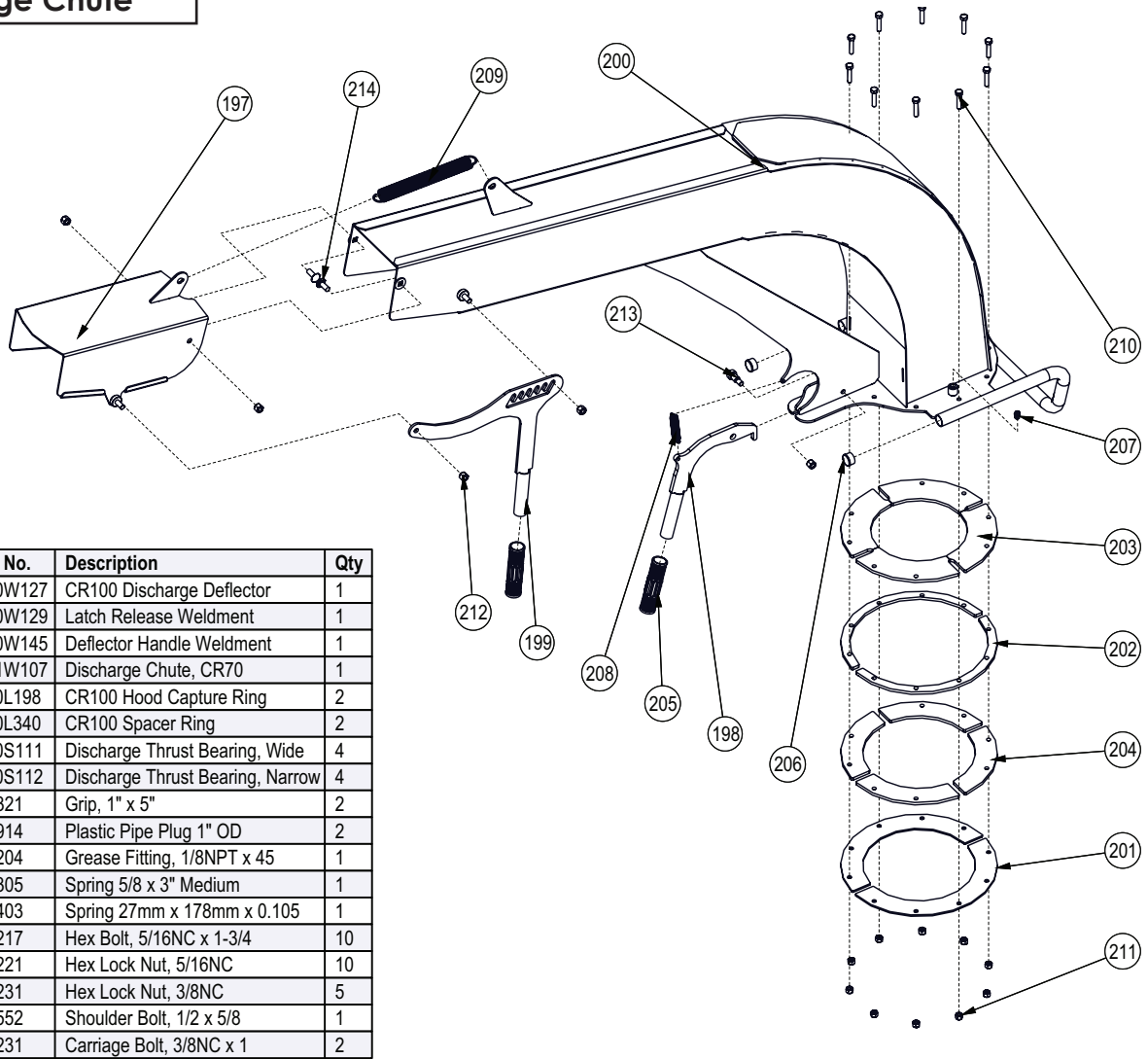


Tank Door Assembly



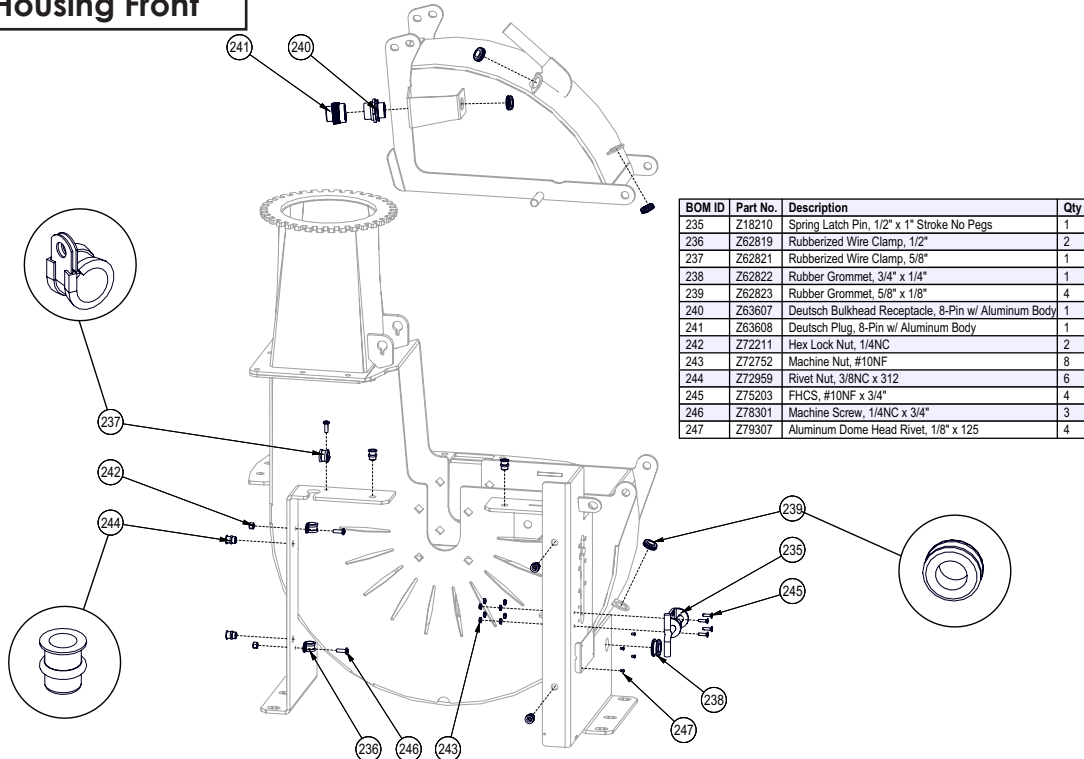
BOM ID	Part No.	Description	Qty
138	1061F105	Weatherstrip, 5/8" x 55"	1
139	1061F106	Weatherstrip, 5/8" EPDM x 24"	1
140	1061W116	Tank Door	1
141	Z18208	SS Padlockable Paddle Latch	1
142	Z19915	Plastic Hole Plug 9/16"	1
143	Z34208	Ball Stud, 10mm x 5/16NC	1
144	Z34209	Gas Spring, 8mm x 9.65" x 3.15" x 56 lbs	1
145	Z72221	Hex Lock Nut, 5/16NC	2
146	Z76225	Carriage Bolt, 5/16NC x 1"	2
147	Z79306	Dome Head Rivet, 5/32" x 250	4

Discharge Chute



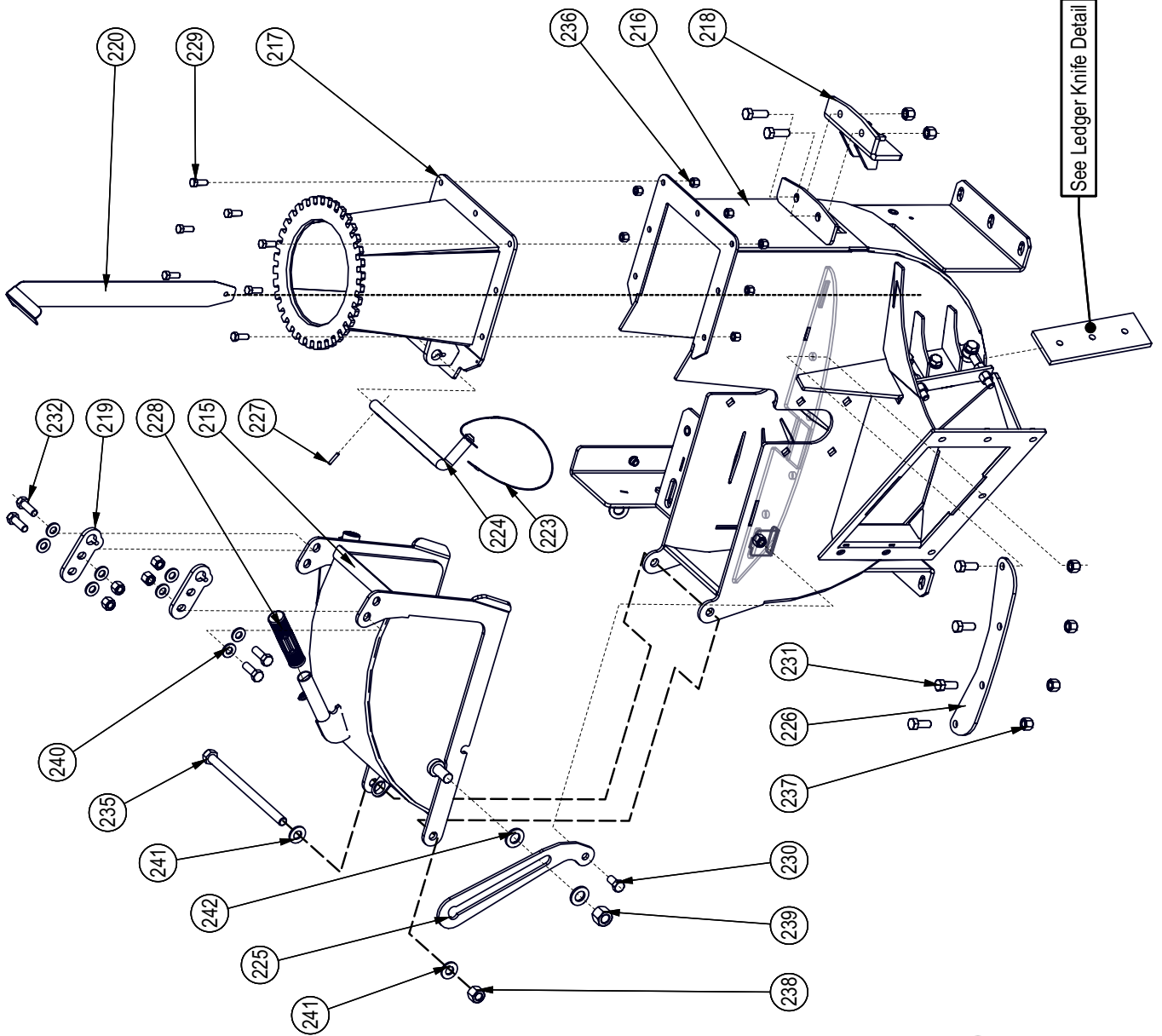
BOM ID	Part No.	Description	Qty
197	1060W127	CR100 Discharge Deflector	1
198	1060W129	Latch Release Weldment	1
199	1060W145	Deflector Handle Weldment	1
200	1061W107	Discharge Chute, CR70	1
201	1060L198	CR100 Hood Capture Ring	2
202	1060L340	CR100 Spacer Ring	2
203	1060S111	Discharge Thrust Bearing, Wide	4
204	1060S112	Discharge Thrust Bearing, Narrow	4
205	Z19321	Grip, 1" x 5"	2
206	Z19914	Plastic Pipe Plug 1" OD	2
207	Z29204	Grease Fitting, 1/8NPT x 45	1
208	Z31305	Spring 5/8 x 3" Medium	1
209	Z31403	Spring 27mm x 178mm x 0.105	1
210	Z71217	Hex Bolt, 5/16NC x 1-3/4	10
211	Z72221	Hex Lock Nut, 5/16NC	10
212	Z72231	Hex Lock Nut, 3/8NC	5
213	Z75552	Shoulder Bolt, 1/2 x 5/8	1
214	Z76231	Carriage Bolt, 3/8NC x 1	2

Rotor Housing Front

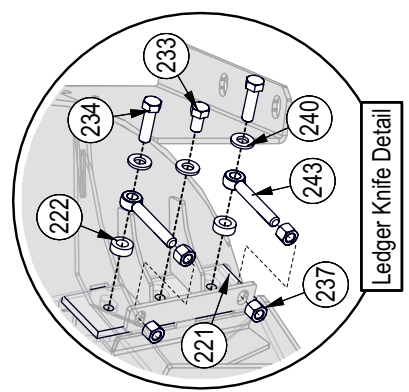


BOM ID	Part No.	Description	Qty
235	Z18210	Spring Latch Pin, 1/2" x 1" Stroke No Pegs	1
236	Z62819	Rubberized Wire Clamp, 1/2"	2
237	Z62821	Rubberized Wire Clamp, 5/8"	1
238	Z62822	Rubber Grommet, 3/4" x 1/4"	1
239	Z62823	Rubber Grommet, 5/8" x 1/8"	4
240	Z63607	Deutsch Bulkhead Receptacle, 8-Pin w/ Aluminum Body	1
241	Z63608	Deutsch Plug, 8-Pin w/ Aluminum Body	1
242	Z72211	Hex Lock Nut, 1/4NC	2
243	Z72752	Machine Nut, #10NF	8
244	Z72959	Rivet Nut, 3/8NC x 3/12	6
245	Z75203	FHCS, #10NF x 3/4"	4
246	Z78301	Machine Screw, 1/4NC x 3/4"	3
247	Z79307	Aluminum Dome Head Rivet, 1/8" x 125	4

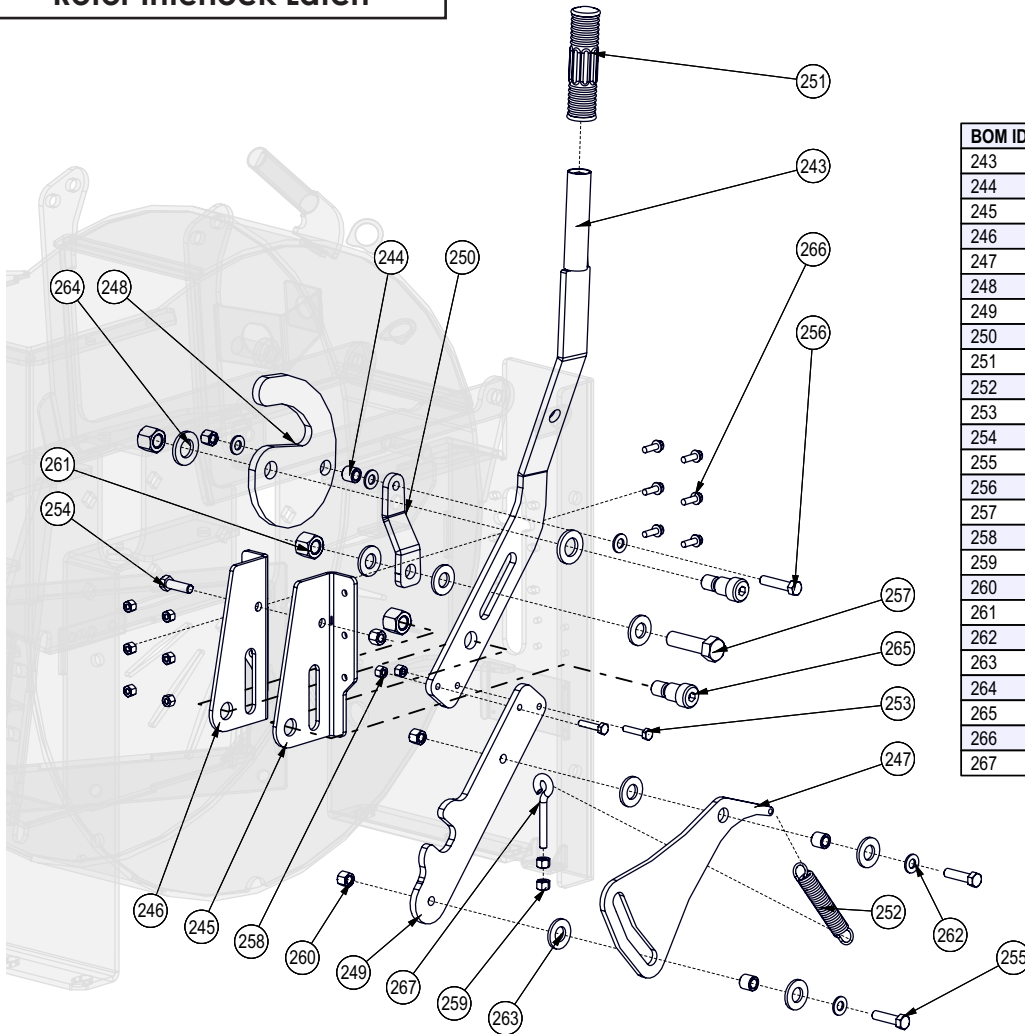
Rotor Housing Rear



BOM ID	Part No.	Description	Qty
215	1061W108	CR70 Upper Housing	1
216	1061W106	Lower Housing Weldment, CR70	1
217	1061W140	Square to Round Weldment, CR70	1
218	1060W103	Twig Breaker, CR100	1
219	1060L284	Hood Closure Interface	2
220	1012L269	Gauge, Ledger Setting	1
221	1012M204	Knife, BX62 Ledger	1
222	1023L150	Ledger Washer	2
223	1060F001	Safety Cable, 1/16" x 18"	1
224	1060S113	Hood Lock Pin	1
225	1061L142	Rotation Stop, CR70	1
226	1061L197	Rotor Tie Plate, CR70	1
227	Z14153	Roll Pin, 3/16" x 1"	1
228	Z19321	Handle Grip, 1"	1
229	Z71310	Hex Bolt, 3/8NC x 1"	7
230	Z71510	Hex Bolt, 1/2NC x 1"	1
231	Z71512	Hex Bolt, 1/2NC x 1-1/4"	4
232	Z71515	Hex Bolt, 1/2NC x 1-1/2"	6
233	Z71572G8	Hex Bolt, 1/2NF x 7/8" G8	1
234	Z71579G8	Hex Bolt, 1/2NF x 1-3/4" G8	2
235	Z71662	Hex Bolt, 5/8NC x 10"	1
236	Z72231	Hex Lock Nut, 3/8NC	7
237	Z72251	Hex Lock Nut, 1/2NC	15
238	Z72261	Hex Lock Nut, 5/8NC	1
239	Z72271	Hex Lock Nut, 3/4NC	1
240	Z73151	SAE Washer, 1/2"	11
241	Z73161	SAE Washer, 5/8"	2
242	Z73171	SAE Washer, 3/4"	2
243	Z76553	Rod End, 1/2NC x 3-1/2" Full Threads	2

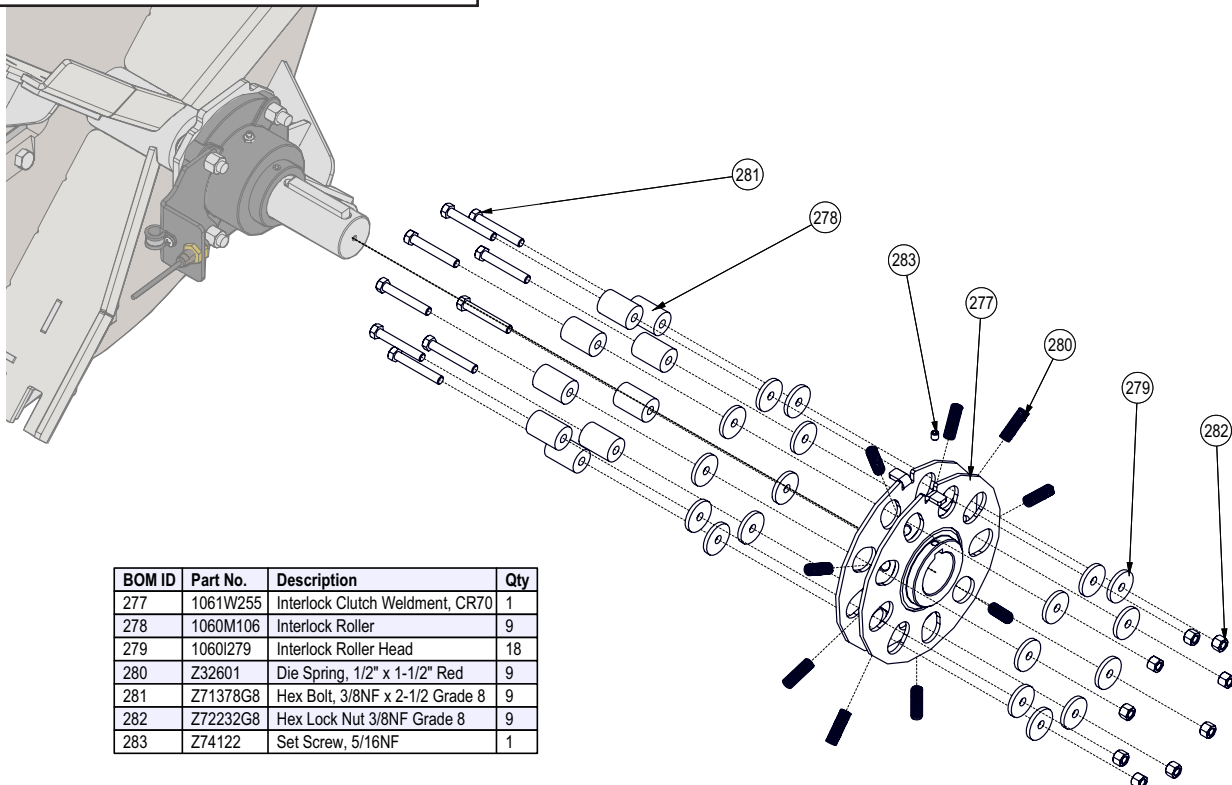


Rotor Interlock Latch



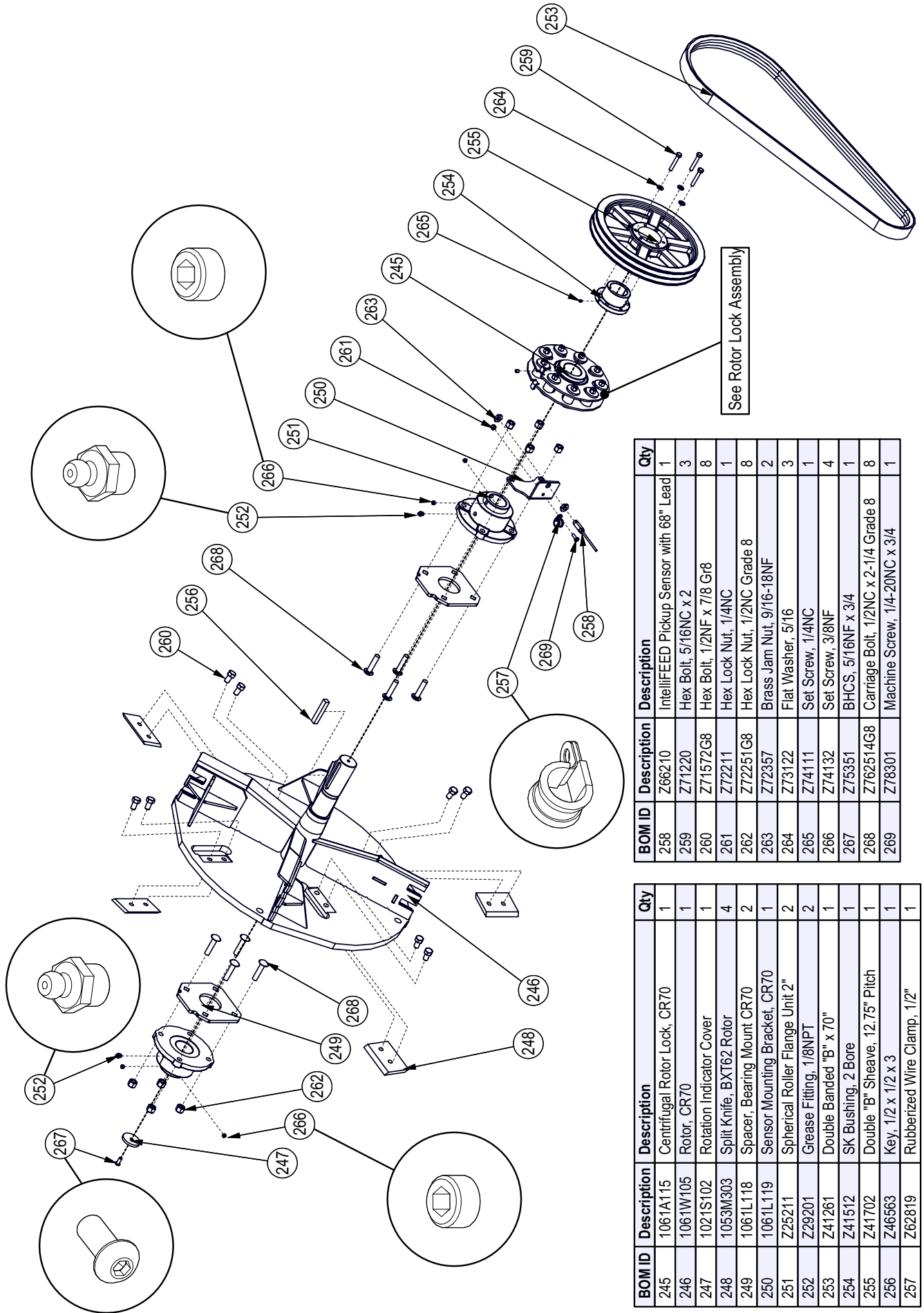
BOM ID	Part No.	Description	Qty
243	1060W256	Interlock Engage Handle	1
244	1056M115	Spacer, Shredder .580	3
245	1060L281	Interlock Handle Base LH	1
246	1060L281H	1060L281 Mirror	1
247	1060L282	Interlock Early Warning	1
248	1060L287	Rotor Hood Safety Latch	1
249	1060L328	Interlock Tip	1
250	1061L139	Linkage, CR70	1
251	Z19321	Handle Grip, 1"	1
252	Z31401	Ext Spring, 3/4" OD x 4" x 0.105"	1
253	Z71112	Hex Bolt, 1/4NC x 1-1/4"	2
254	Z71312	Hex Bolt, 3/8NC x 1-1/4"	1
255	Z71315	Hex Bolt, 3/8NC x 1-1/2"	2
256	Z71317	Hex Bolt, 3/8NC x 1-3/4"	1
257	Z71622	Hex Bolt, 5/8NC x 2-1/4"	1
258	Z72211	Hex Lock Nut, 1/4NC	8
259	Z72221	Hex Lock Nut, 5/16NC	2
260	Z72231	Hex Lock Nut, 3/8NC	4
261	Z72261	Hex Lock Nut, 5/8NC	3
262	Z73131	SAE Washer, 3/8"	5
263	Z73161	SAE Washer, 5/8"	7
264	Z73171	SAE Washer, 3/4"	2
265	Z75572	Shoulder Bolt, 3/4" x 3/4"	2
266	Z76111	Flange Bolt, 1/4NC x 3/4"	6
267	Z76522	Eye Bolt, 5/16NC x 2"	1

Rotor Interlock Clutch



BOM ID	Part No.	Description	Qty
277	1061W255	Interlock Clutch Weldment, CR70	1
278	1060M106	Interlock Roller	9
279	1060I279	Interlock Roller Head	18
280	Z32601	Die Spring, 1/2" x 1-1/2" Red	9
281	Z71378G8	Hex Bolt, 3/8NF x 2-1/2" Grade 8	9
282	Z72232G8	Hex Lock Nut 3/8NF Grade 8	9
283	Z74122	Set Screw, 5/16NF	1

Rotor Assembly

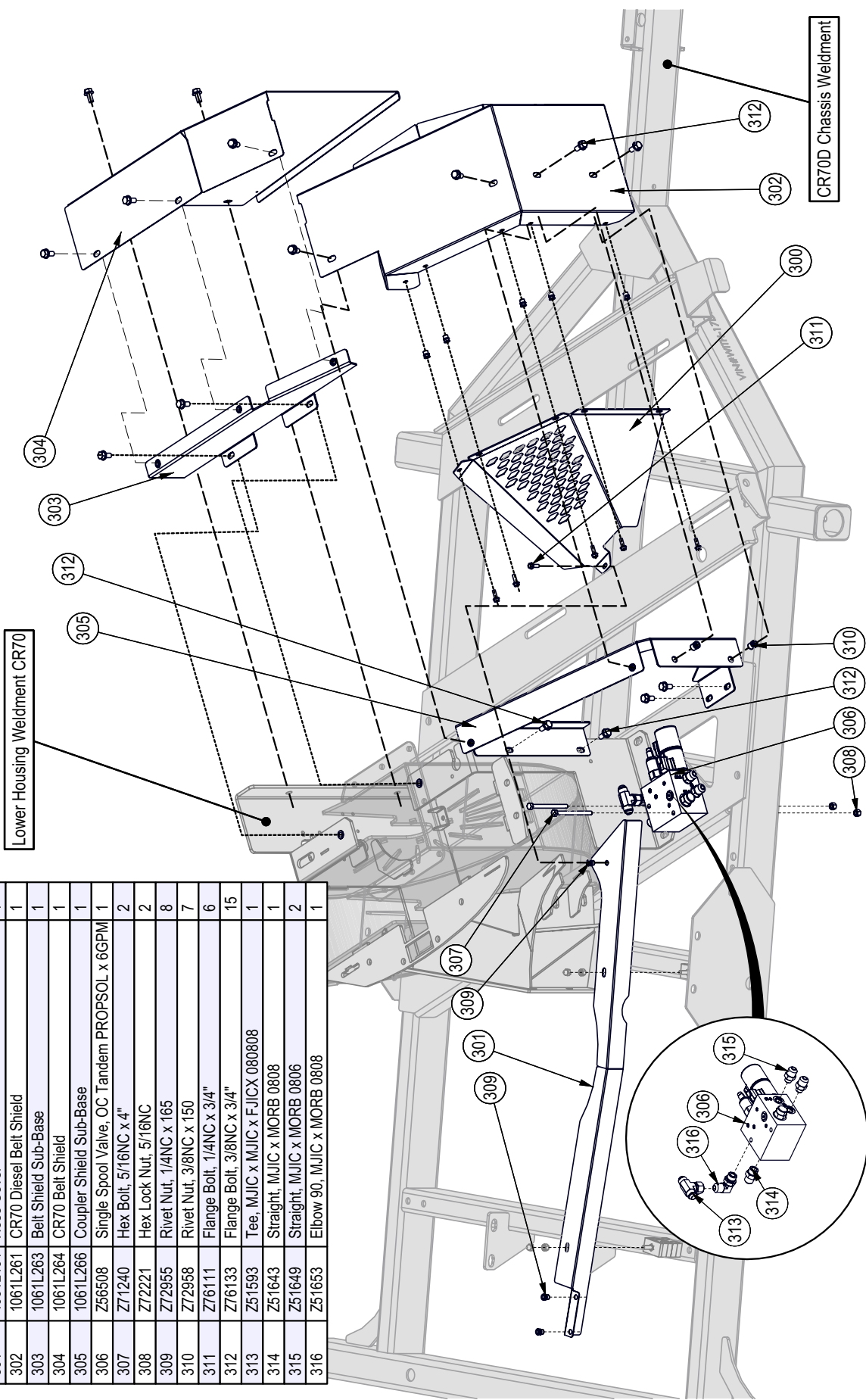


BOM ID	Description	Description	Qty
258	Z66210	IntelliFEED Pickup Sensor with 68" Lead	1
259	Z71220	Hex Bolt, 5/16NC x 2	3
260	Z71572G8	Hex Bolt, 1/2NF x 7/8 Gr8	8
261	Z72211	Hex Lock Nut, 1/4NC	1
262	Z72251G8	Hex Lock Nut, 1/2NC Grade 8	8
263	Z72357	Brass Jam Nut, 9/16-18NF	2
264	Z73122	Flat Washer, 5/16	3
265	Z74111	Set Screw, 1/4NC	1
266	Z74132	Set Screw, 3/8NF	4
267	Z76351	BHCS, 5/16NF x 3/4	1
268	Z762514G8	Carriage Bolt, 1/2NC x 2-1/4 Grade 8	8
269	Z78301	Machine Screw, 1/4-20NC x 3/4	1

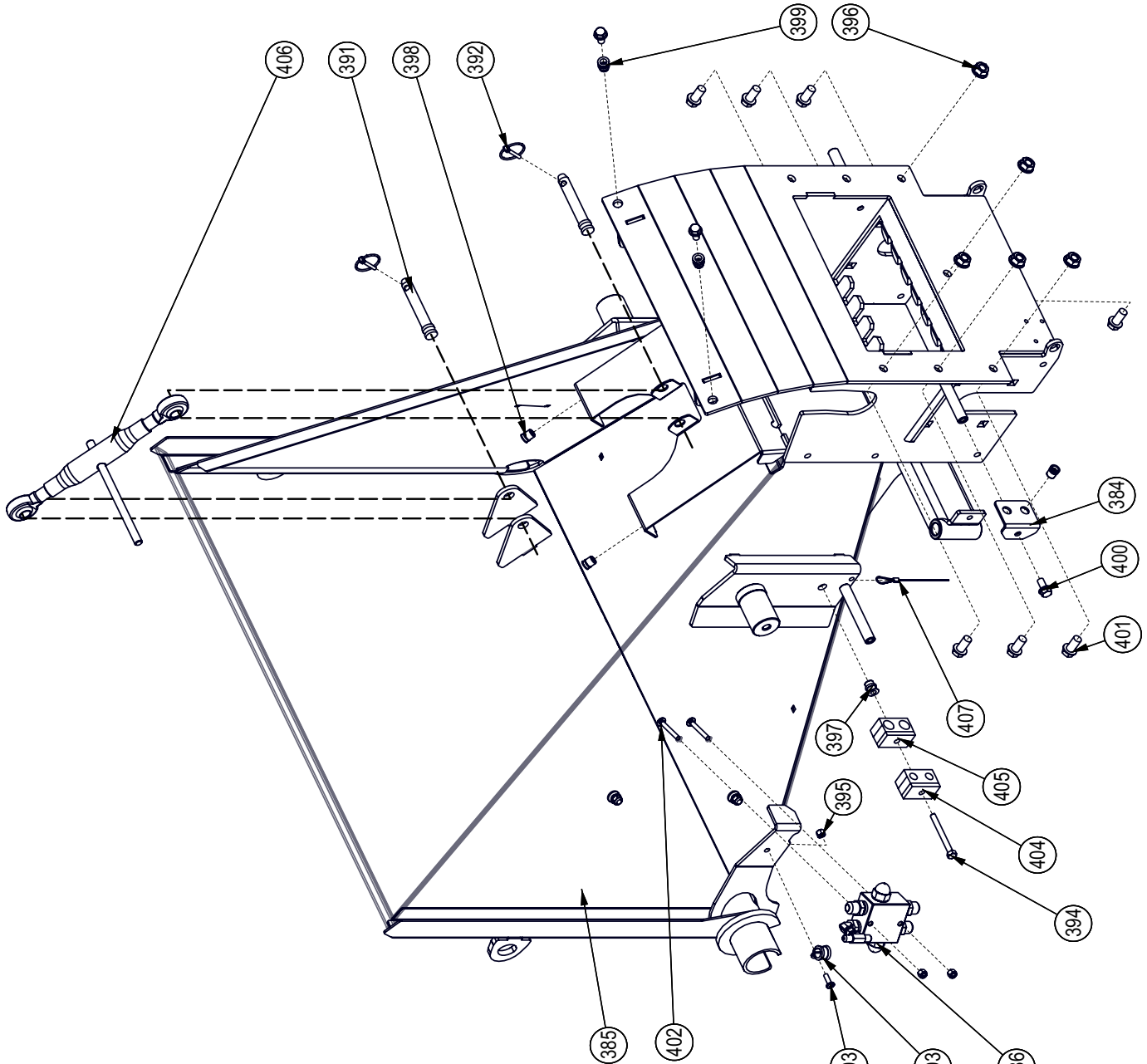
BOM ID	Description	Description	Qty
245	1061A115	Centrifugal Rotor Lock, CR70	1
246	1061W105	Rotor, CR70	1
247	1021S102	Rotation Indicator Cover	1
248	1053M303	Split Knife, BXT62 Rotor	4
249	1061L118	Spacer, Bearing Mount CR70	2
250	1061L119	Sensor Mounting Bracket, CR70	1
251	Z25211	Spherical Roller Flange Unit 2"	2
252	Z29201	Grease Fitting, 1/8NPT	2
253	Z41261	Double Banded "B" x 70"	1
254	Z41512	SK Bushing, 2 Bore	1
255	Z41702	Double "B" Sheave, 12.75" Pitch	1
256	Z46563	Key, 1/2 x 1/2 x 3	1
257	Z62819	Rubberized Wire Clamp, 1/2"	1

Pulley Shroud

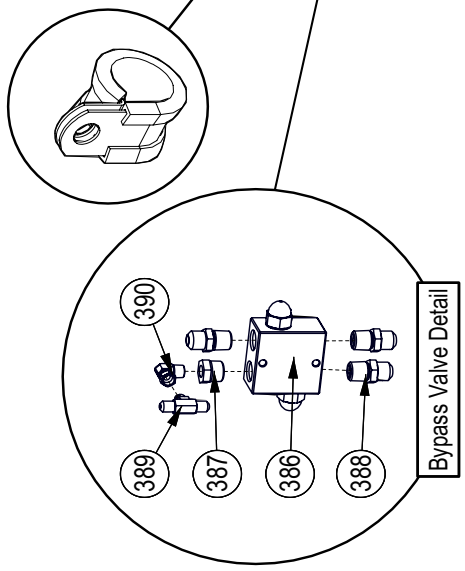
BOM ID	Part No.	Description	Qty
300	1061L190	Hydraulic - Coupler Shield	1
301	1061L191	Hose Cover	1
302	1061L261	CR70 Diesel Belt Shield	1
303	1061L263	Belt Shield Sub-Base	1
304	1061L264	CR70 Belt Shield	1
305	1061L266	Coupler Shield Sub-Base	1
306	Z56508	Single Spool Valve, OC Tandem PROPSOL x 6GPM	1
307	Z11240	Hex Bolt, 5/16NC x 4"	2
308	Z72221	Hex Lock Nut, 5/16NC	2
309	Z72955	Rivet Nut, 1/4NC x 165	8
310	Z72958	Rivet Nut, 3/8NC x 150	7
311	Z76111	Flange Bolt, 1/4NC x 3/4"	6
312	Z76133	Flange Bolt, 3/8NC x 3/4"	15
313	Z51593	Tee, MJIC x MJIC x FJICX 080808	1
314	Z51643	Straight, MJIC x MORB 0808	1
315	Z51649	Straight, MJIC x MORB 0806	2
316	Z51653	Elbow 90, MJIC x MORB 0808	1



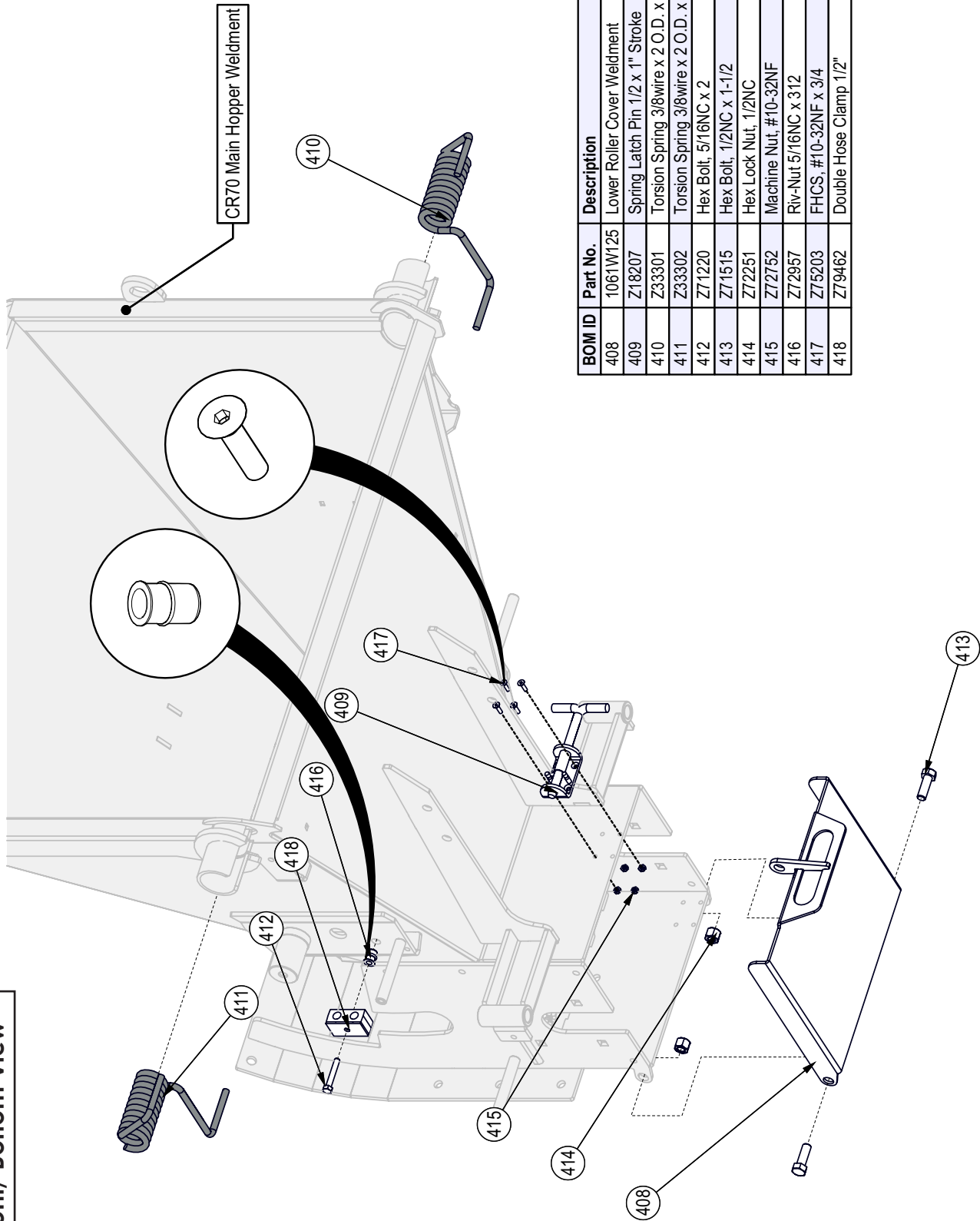
Hopper Top / Back View



BOM ID	Part No.	Description	Qty
384	1023L300	Bridge Guard Mount	1
385	1061W102	CR70 Main Hopper Weldment	1
386	Z56401	Crossover Relief Valve x 3000PSI	1
387	Z51222	Straight, MP x FP 0804	1
388	Z51442	Straight, MJIC x MP 0808	3
389	Z51488	Tee, MJIC x MJIC x MJIC 040404	1
390	Z51522	Elbow 90, MP x FJICX 0404	1
391	Z11111	Toplink Pin, 5/8" x 2-3/4"	2
392	Z12110	Lynch Pin, 3/16"	2
393	Z62819	Rubberized Wire Clamp, 1/2"	1
394	Z71230	Hex Bolt, 5/16NC x 3"	1
395	Z72211	Hex Lock Nut, 1/4NC	3
396	Z72551	Serrated Flange Locknut, 1/2NC	5
397	Z72957	Rivet Nut, 5/16NC x 3/2	1
398	Z72958	Rivet Nut, 3/8NC x 150	3
399	Z72959	Rivet Nut, 3/8NC x 312	2
400	Z76133	Flange Bolt, 3/8NC x 3/4"	3
401	Z76153	Flange Bolt, 1/2NC x 1"	7
402	Z76213	Carnage Bolt, 1/4NC x 2"	2
403	Z78301	Machine Screw, 1/4NC x 3/4"	1
404	Z79462	Double Hose Clamp, 1/2" OD	1
405	Z79463	Double Hose Clamp, 11/16" OD	1
406	Z11501	Toplink, Cat 0 x 10-1/2" x 16"	1
407	Z92110	Aircraft Cable, 1/16" x 24"	1



Hopper Front/ Bottom View

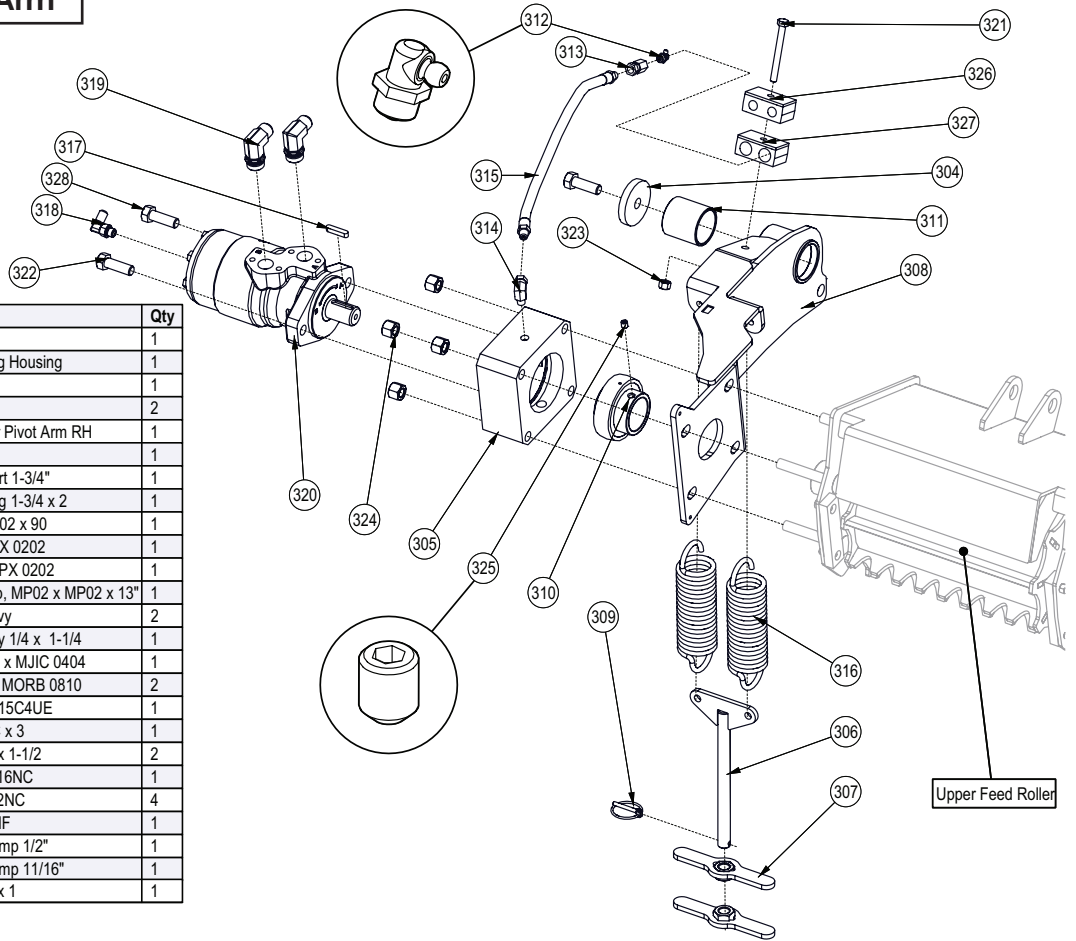


BOM ID	Part No.	Description	Qty
408	1061W125	Lower Roller Cover Weldment	1
409	Z18207	Spring Latch Pin 1/2 x 1" Stroke	1
410	Z33301	Torsion Spring 3/8wire x 2 O.D. x 5" RH	1
411	Z33302	Torsion Spring 3/8wire x 2 O.D. x 5" LH	1
412	Z71220	Hex Bolt, 5/16NC x 2	1
413	Z71515	Hex Bolt, 1/2NC x 1-1/2	2
414	Z72251	Hex Lock Nut, 1/2NC	2
415	Z72752	Machine Nut, #10-32NF	4
416	Z72957	Riv-Nut 5/16NC x 312	1
417	Z75203	FHCS, #10-32NF x 3/4	4
418	Z79462	Double Hose Clamp 1/2"	1

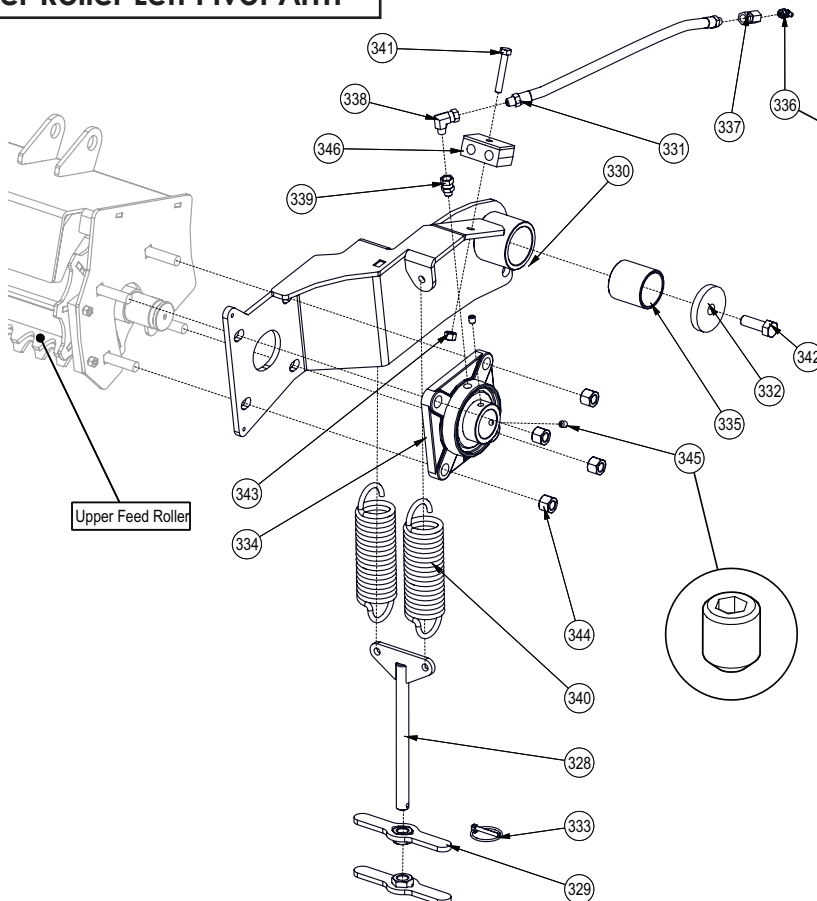
Upper Roller Right Pivot Arm

Seal Kit for
#Z54201 Geroller
Motor, 315C4UE
SK MLHR-U/D,E

BOM ID	Part No.	Description	Qty
304	1015L618	Capture Washer	1
305	1022M218	UC Motor Bearing Housing	1
306	1022W206	Spring Yoke	1
307	1022W220	Nut Handle	2
308	1061W103H	Weldment, Roller Pivot Arm RH	1
309	Z12110	Latch Pin, 3/16	1
310	Z21903	Ball Bearing Insert 1-3/4"	1
311	Z27101	Fiberglide Bearing 1-3/4 x 2	1
312	Z29207	Grease Zerk, MP02 x 90	1
313	Z29302	Straight, FP x FFX 0202	1
314	Z29307	Elbow 90 MP x FFX 0202	1
315	Z29312	1/4" Grease Whip, MP02 x MP02 x 13"	1
316	Z31501	Spring 2 x 7 Heavy	2
317	Z46594	Blind Chipper Key 1/4 x 1-1/4	1
318	Z51657	Elbow 90, MORB x MJIC 0404	1
319	Z51658	Elbow 90 MJIC x MORB 0810	2
320	Z54201	Geroller Motor, 315C4UE	1
321	Z71230	Hex Bolt, 5/16NC x 3	1
322	Z71515	Hex Bolt, 1/2NC x 1-1/2	2
323	Z72221	Hex Lock Nut, 5/16NC	1
324	Z72251	Hex Lock Nut, 1/2NC	4
325	Z74122	Set Screw, 5/16NF	1
326	Z79462	Double Hose Clamp 1/2"	1
327	Z79463	Double Hose Clamp 11/16"	1
328	Z71510	Hex Bolt, 1/2NC x 1	1

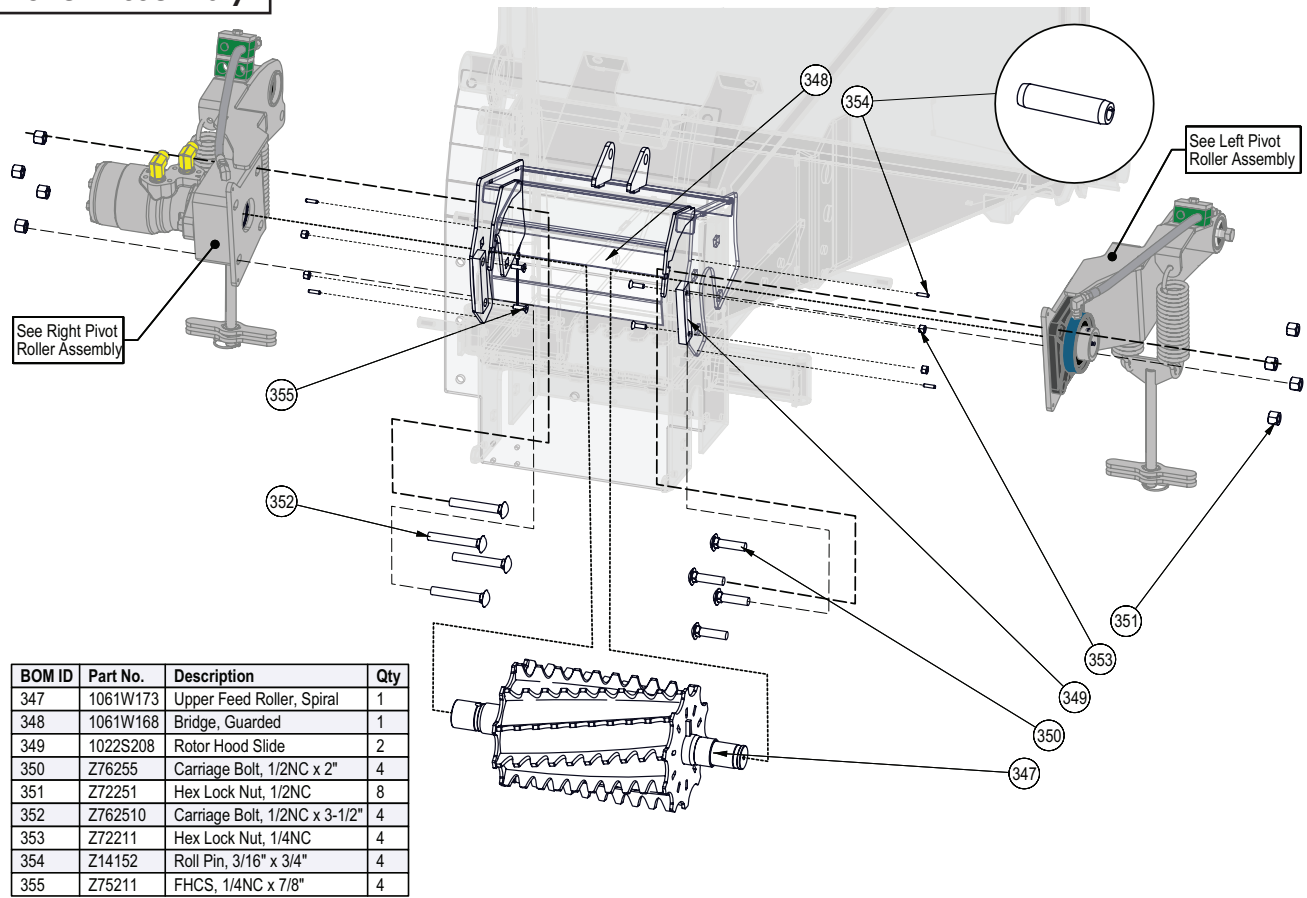


Upper Roller Left Pivot Arm



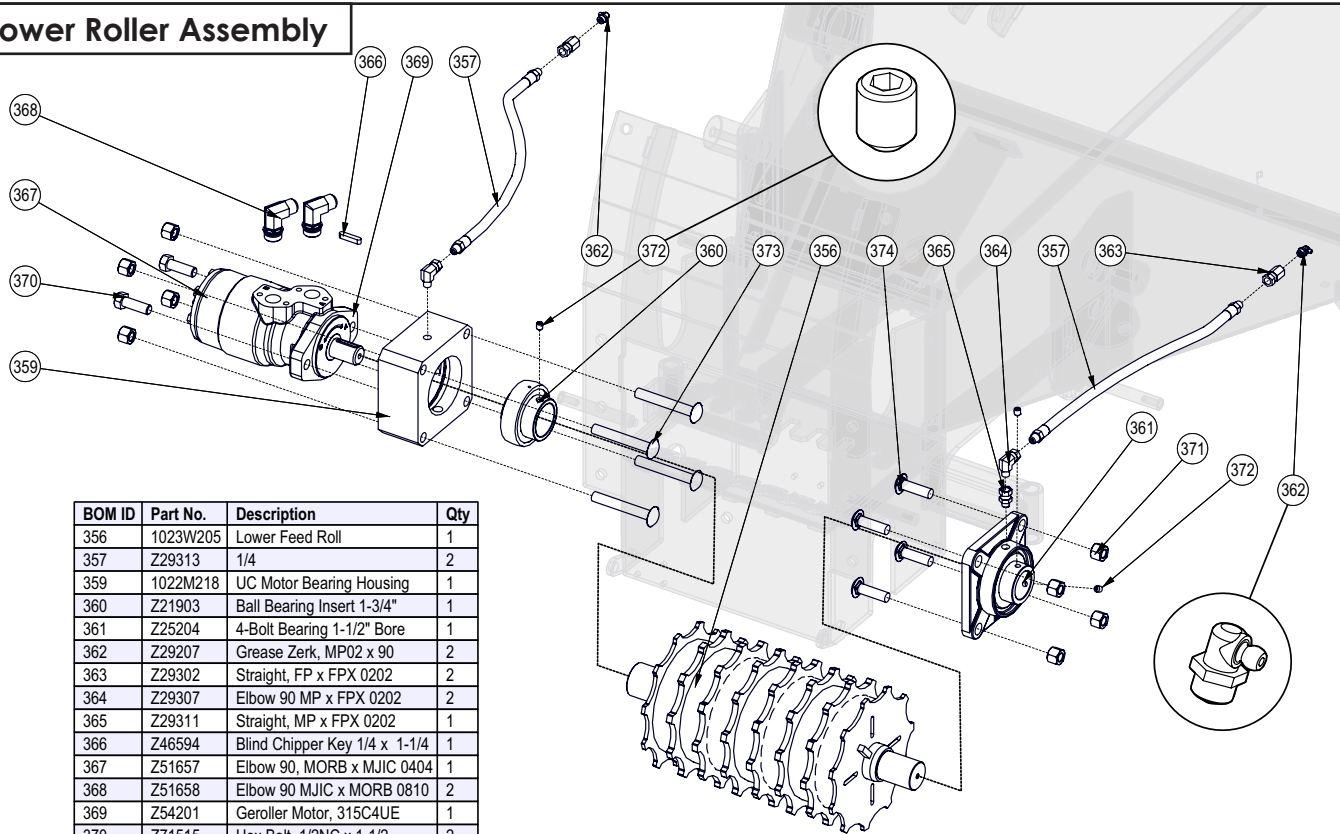
BOM ID	Part No.	Description	Qty
328	1022W206	Spring Yoke	1
329	1022W220	Nut Handle	2
330	1061W103	Weldment, Roller Pivot Arm LH	1
331	Z29312	1/4" Grease Whip, MP02 x MP02 x 13"	1
332	1015L618	Capture Washer	1
333	Z12110	Latch Pin, 3/16	1
334	Z25204	4-Bolt Bearing 1-1/2" Bore	1
335	Z27101	Fiberglide Bearing 1-3/4 x 2	1
336	Z29207	Grease Zerk, MP02 x 90	1
337	Z29302	Straight, FP x FFX 0202	1
338	Z29307	Elbow 90 MP x FFX 0202	1
339	Z29311	Straight, MP x FFX 0202	1
340	Z31501	Spring 2 x 7 Heavy	2
341	Z71220	Hex Bolt, 5/16NC x 2	1
342	Z71510	Hex Bolt, 1/2NC x 1	1
343	Z72221	Hex Lock Nut, 5/16NC	1
344	Z72251	Hex Lock Nut, 1/2NC	4
345	Z74122	Set Screw, 5/16NF	2
346	Z79462	Double Hose Clamp 1/2"	1

Upper Roller Assembly



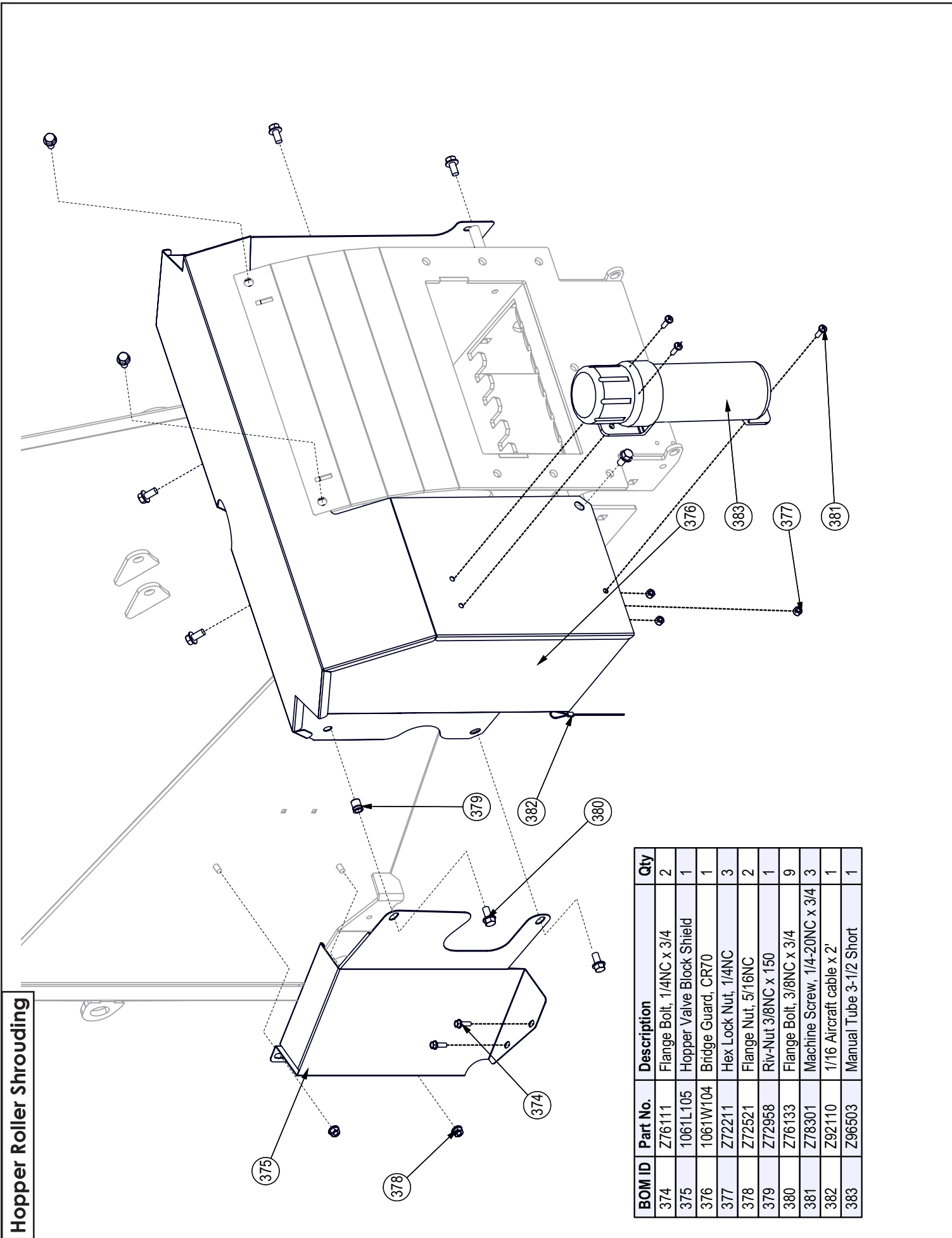
BOM ID	Part No.	Description	Qty
347	1061W173	Upper Feed Roller, Spiral	1
348	1061W168	Bridge, Guarded	1
349	1022S208	Rotor Hood Slide	2
350	Z76255	Carriage Bolt, 1/2NC x 2"	4
351	Z72251	Hex Lock Nut, 1/2NC	8
352	Z762510	Carriage Bolt, 1/2NC x 3-1/2"	4
353	Z72211	Hex Lock Nut, 1/4NC	4
354	Z14152	Roll Pin, 3/16" x 3/4"	4
355	Z75211	FHCS, 1/4NC x 7/8"	4

Lower Roller Assembly



BOM ID	Part No.	Description	Qty
356	1023W205	Lower Feed Roll	1
357	Z29313	1/4	2
359	1022M218	UC Motor Bearing Housing	1
360	Z21903	Ball Bearing Insert 1-3/4"	1
361	Z25204	4-Bolt Bearing 1-1/2" Bore	1
362	Z29207	Grease Zerk, MP02 x 90	2
363	Z29302	Straight, FP x FPX 0202	2
364	Z29307	Elbow 90 MP x FPX 0202	2
365	Z29311	Straight, MP x FPX 0202	1
366	Z46594	Blind Chipper Key 1/4 x 1-1/4	1
367	Z51657	Elbow 90, MORB x MJIC 0404	1
368	Z51658	Elbow 90 MJIC x MORB 0810	2
369	Z54201	Geroller Motor, 315C4UE	1
370	Z71515	Hex Bolt, 1/2NC x 1-1/2	2
371	Z72251	Hex Lock Nut, 1/2NC	8
372	Z74122	Set Screw, 5/16NF	3
373	Z762510	Carriage Bolt, 1/2NC x 3-1/2	4
374	Z76258	Carriage Bolt, 1/2NC x 1-3/4	4

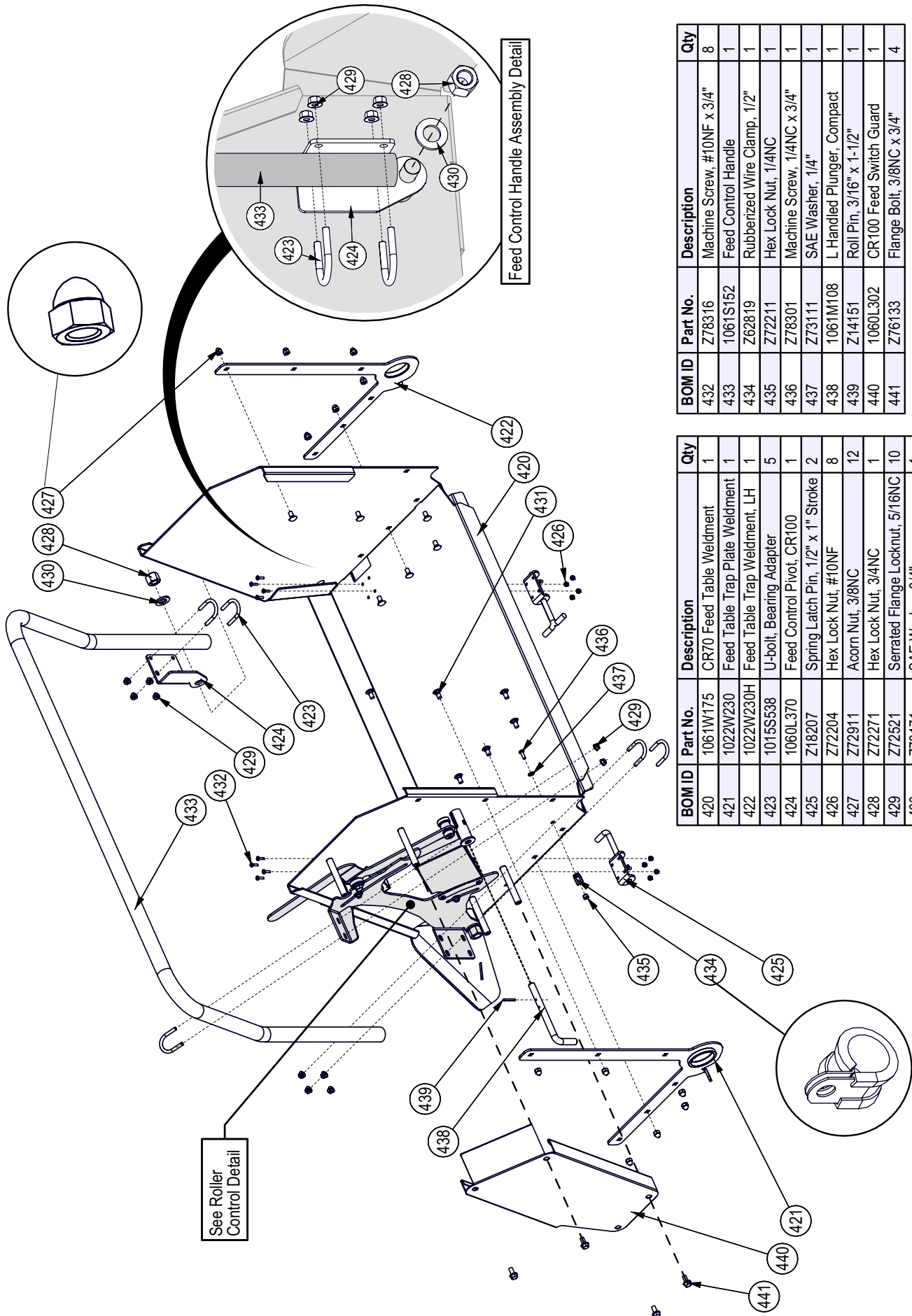
**Seal Kit for
#Z54201 Geroller Motor, 315C4UE
SK MLHR-U/D,E**



Hopper Roller Shrouding

BOM ID	Part No.	Description	Qty
374	Z76111	Flange Bolt, 1/4NC x 3/4	2
375	1061L105	Hopper Valve Block Shield	1
376	1061W104	Bridge Guard, CR70	1
377	Z72211	Hex Lock Nut, 1/4NC	3
378	Z72521	Flange Nut, 5/16NC	2
379	Z72958	Riv-Nut 3/8NC x 150	1
380	Z76133	Flange Bolt, 3/8NC x 3/4	9
381	Z78301	Machine Screw, 1/4-20NC x 3/4	3
382	Z92110	1/16 Aircraft cable x 2'	1
383	Z96503	Manual Tube 3-1/2 Short	1

Feed Table



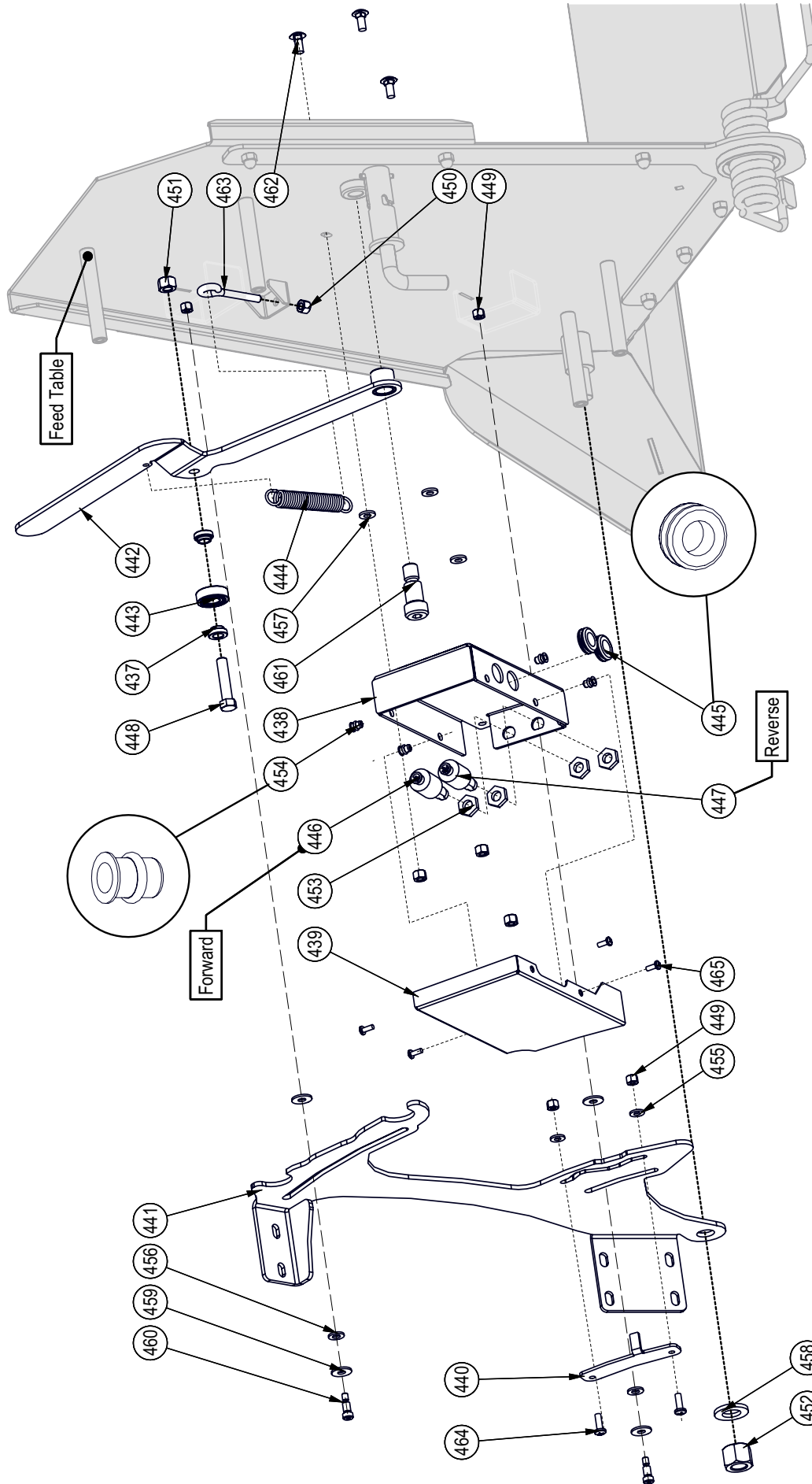
See Roller Control Detail

Feed Control Handle Assembly Detail

BOM ID	Part No.	Description	Qty
420	1061W175	CR70 Feed Table Weldment	1
421	1022W230	Feed Table Trap Plate Weldment	1
422	1022W230H	Feed Table Trap Weldment, LH	1
423	1015S538	U-bolt, Bearing Adapter	5
424	1060L370	Feed Control Pivot, CR100	1
425	Z18207	Spring Latch Pin, 1/2" x 1" Stroke	2
426	Z72204	Hex Lock Nut, #10NF	8
427	Z72911	Acorn Nut, 3/8NC	12
428	Z72271	Hex Lock Nut, 3/4NC	1
429	Z72521	Serrated Flange Locknut, 5/16NC	10
430	Z73171	SAE Washer, 3/4"	1
431	Z76233	Carriage Bolt, 3/8NC x 3/4"	12

BOM ID	Part No.	Description	Qty
432	Z78316	Machine Screw, #10NF x 3/4"	8
433	1061S152	Feed Control Handle	1
434	Z62819	Rubberized Wire Clamp, 1/2"	1
435	Z72211	Hex Lock Nut, 1/4NC	1
436	Z78301	Machine Screw, 1/4NC x 3/4"	1
437	Z73111	SAE Washer, 1/4"	1
438	1061M108	L Handled Plunger, Compact	1
439	Z14151	Roll Pin, 3/16" x 1-1/2"	1
440	1060L302	CR100 Feed Switch Guard	1
441	Z76133	Flange Bolt, 3/8NC x 3/4"	4

Feed Roller Control Detail

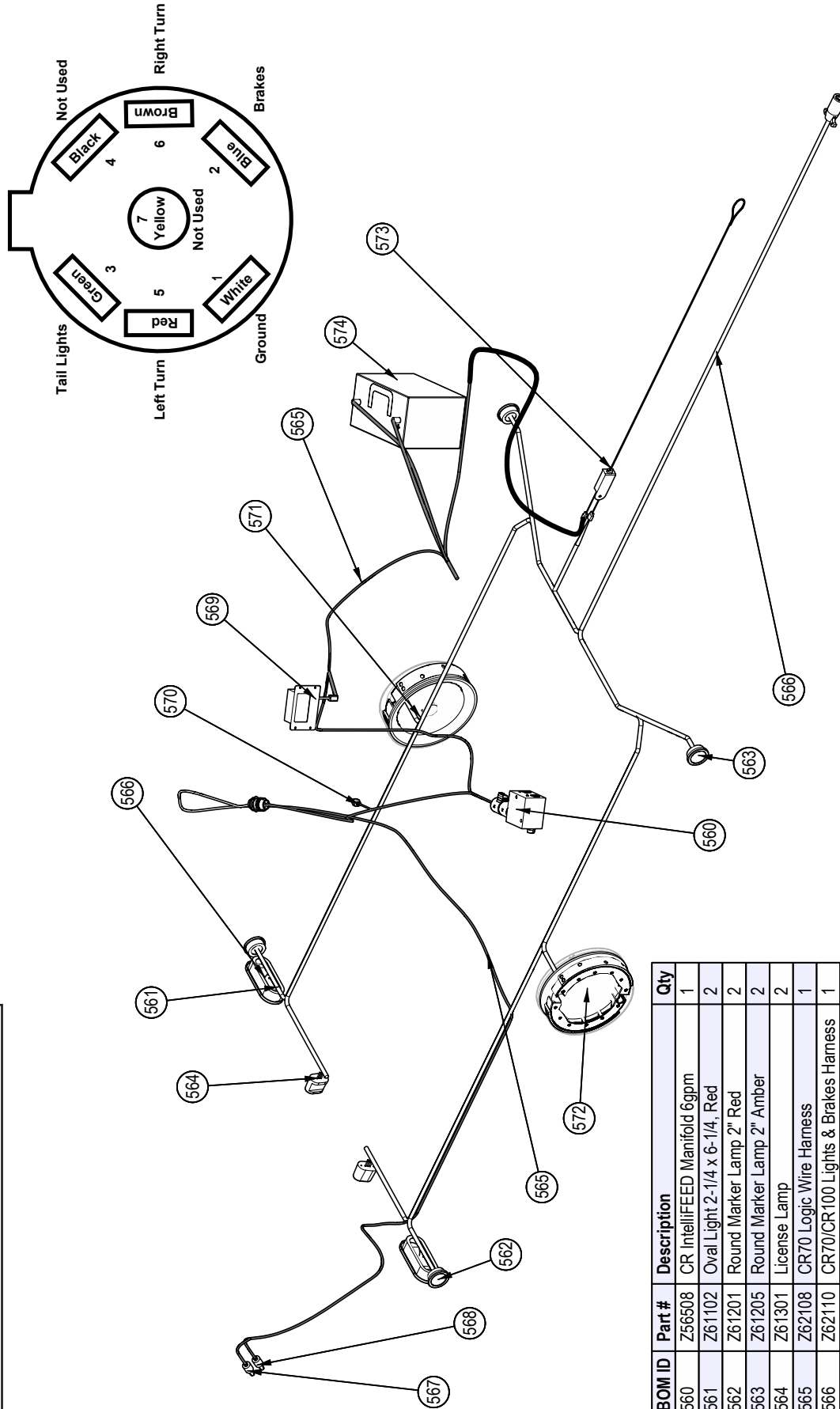


BOM ID	Part No.	Description	Qty
437	1015M537	Bushing, Bearing	2
438	1060L301	Switch Mount Plate, CR100	1
439	1060L303	Sensor Box Lid, CR100	1
440	1060L304	Feed Pickup Trigger, CR100	1
441	1060L369	CR100 Control Base Pivot Link	1
442	1060W302	Detent Reset Weldment, CR100	1
443	Z21203	Ball Bearing, 6202-2RS	1
444	Z31401	Ext Spring, 3/4" OD x 4" x 0.105"	1
445	Z62823	Rubber Grommet, 5/8" x 1/8"	2
446	Z64403	Proximity Switch, 5A x NO x Sourcing	1

BOM ID	Part No.	Description	Qty
447	Z64405	Proximity Switch, 5A x NO x Sinking	1
448	Z71420	Hex Bolt, 7/16NC x 2"	1
449	Z72211	Hex Lock Nut, 1/4NC	4
450	Z72221	Hex Lock Nut, 5/16NC	4
451	Z72241	Hex Lock Nut, 7/16NC	1
452	Z72271	Hex Lock Nut, 3/4NC	1
453	Z72357	Brass Jam Nut, 9/16NF	4
454	Z72954	Rivet Nut, #10NC x 130	4
455	Z73111	SAE Washer, 1/4"	2
456	Z73122	SAE Washer, 5/16"	2

BOM ID	Part No.	Description	Qty
457	Z73123	Rubber Washer, 5/16" x 0.093"	3
458	Z73171	SAE Washer, 3/4"	1
459	Z73222	PTFE Washer, 5/16 x 0.080"	4
460	Z75522	Shoulder Bolt, 5/16" x 1/2"	2
461	Z75574	Shoulder Bolt, 3/4" x 1"	1
462	Z76221	Carriage Bolt, 5/16NC x 3/4"	3
463	Z76522	Eye Bolt, 5/16NC x 2"	1
464	Z78301	Machine Screw, 1/4NC x 3/4"	2
465	Z78303	Machine Screw, #10NF x 1/2"	4

Intellifeed Wiring Harness & Lights and Brakes Wiring Harness

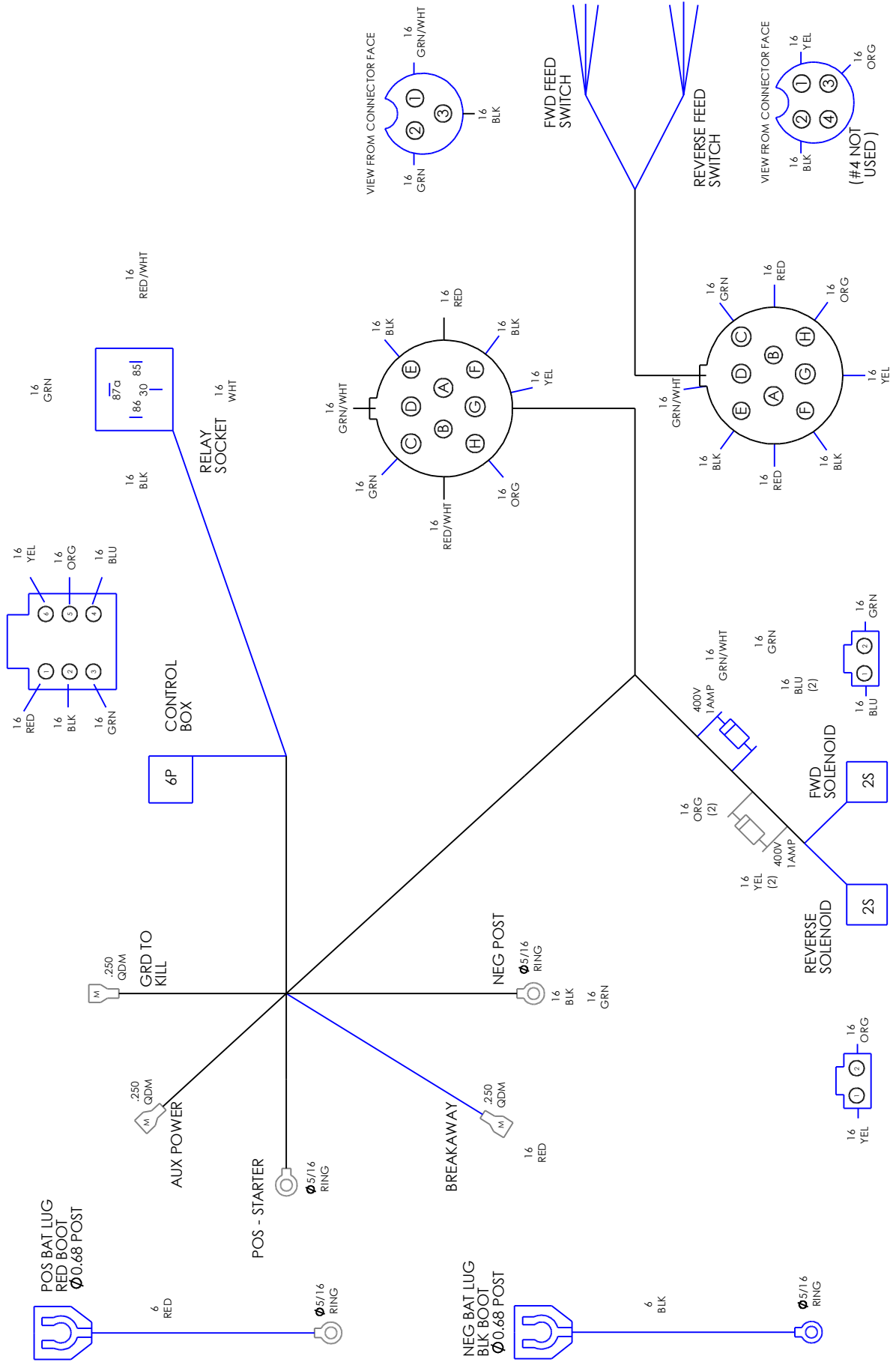


Light Bulb Replacement	
Part #	Description
Z61201	Round Marker Lamp 2" Red
Z61205	Round Marker Lamp 2" Amber
Z61102	Oval Light 2 1/4 x 6 1/4, Red
Z61301	License Lamp
	replacement
	replace unit
	replace unit
	replace unit
	replacement bulb #67

BOM ID	Part #	Description	Qty
560	Z56508	CR IntelliFEED Manifold 6gpm	1
561	Z61102	Oval Light 2-1/4 x 6-1/4, Red	2
562	Z61201	Round Marker Lamp 2" Red	2
563	Z61205	Round Marker Lamp 2" Amber	2
564	Z61301	License Lamp	2
565	Z62108	CR70 Logic Wire Harness	1
566	Z62110	CR70/CR100 Lights & Brakes Harness	1
567	Z64403	Prox Switch NO Sourcing 5amp	1
568	Z64405	Prox Switch NO Sinking 5amp	1
569	Z66204	Control, IntelliFEED	1
570	Z66210	IntelliFEED Pickup Sensor with 68" Lead	1
571	Z91708	Electric Brake, 2 1/4 x10 LH	1
572	Z91719	Electric Brake, 2 1/4 x10 RH	1
573	Z91713	Breakaway Safety Switch	1
574	Z93205	Car Battery	1

Intellifeed Wiring Diagram

NOTE: HARNESS IS BRAIDED

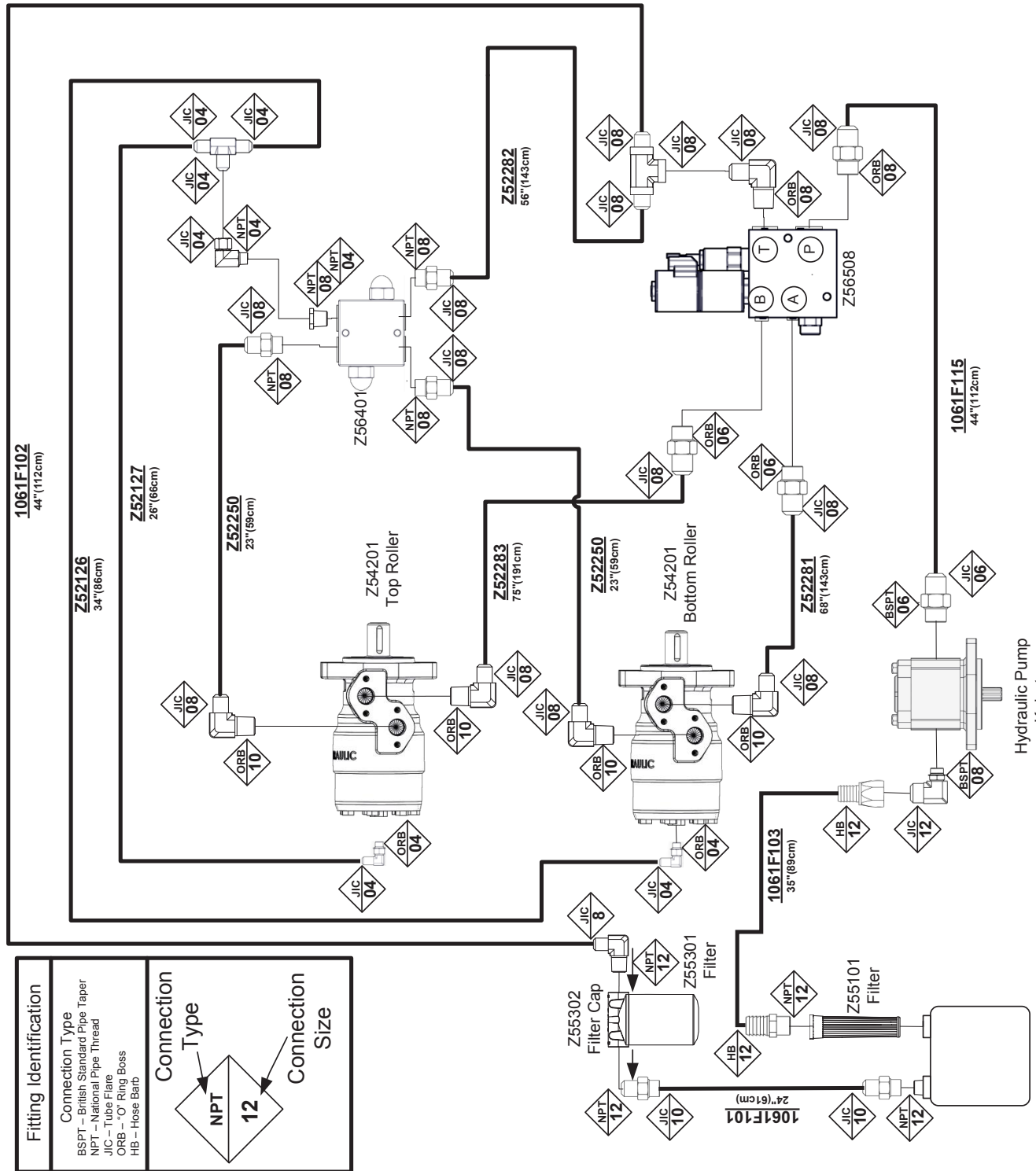


Hose Parts List

The Chart below is a complete list of hydraulic hoses for the CR70 Series. For information on your model and its hose connections please review the hydraulic schematics on the following pages.

Part Number	Description	Qty
Z29312	1/4" Grease Whip MP02 x MP02 x 13"	2
Z29313	1/4" Grease Hose, MP02 x MP02 x 16"	2
Z52126	1/4" Hose, FJIC04 x 90FJIC04 x 34"	1
Z52127	1/4" Hose, FJIC04 x 90FJIC04 x 26"	1
Z52250	3/8" Hose, FJIC08 x 90FJIC08 x 23"	2
Z52281	3/8" Hose, FJIC08 x 90FJIC08 x 68"	1
Z52282	3/8" Hose, FJIC08 x 90FJIC08 x 56"	1
Z52283	3/8" Hose, FJIC08 x 90FJIC08 x 75"	1
1061F101	1/2" Hose, FJIC10 x 90FJIC10 x 24"	1
1061F102	1/2" Hose, FJIC08 x 90FJIC08 x 44"	1
1061F115	1/2" Hose, FJIC06 x 90FJIC08 x 44"	1
1061F103	Suction Hose, 3/4" x 35"	1
1061F110	Fuel Line, 5/16" x 62"	1
1061F109	Fuel Line, 5/16" x 66"	1

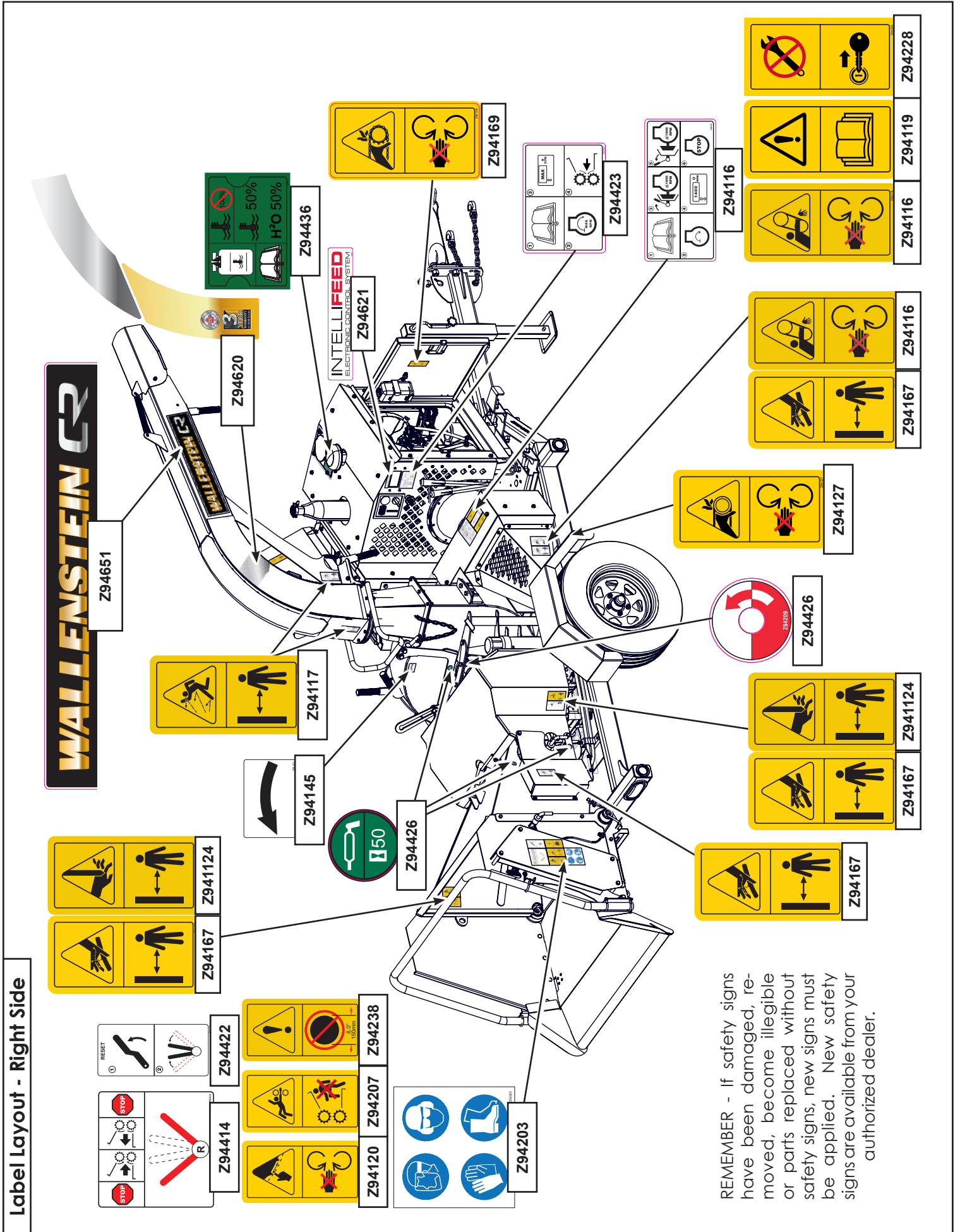
Hydraulic Schematic



Fitting Identification				
Connection Type BSPT – British Standard Pipe Taper NPT – National Pipe Thread JIC – Tube Flare ORB – ‘O’ Ring Boss HB – Hose Barb				
<table border="1"> <tr> <td>Connection Type</td> <td>Connection Size</td> </tr> <tr> <td style="text-align: center;">NPT</td> <td style="text-align: center;">12</td> </tr> </table>	Connection Type	Connection Size	NPT	12
Connection Type	Connection Size			
NPT	12			

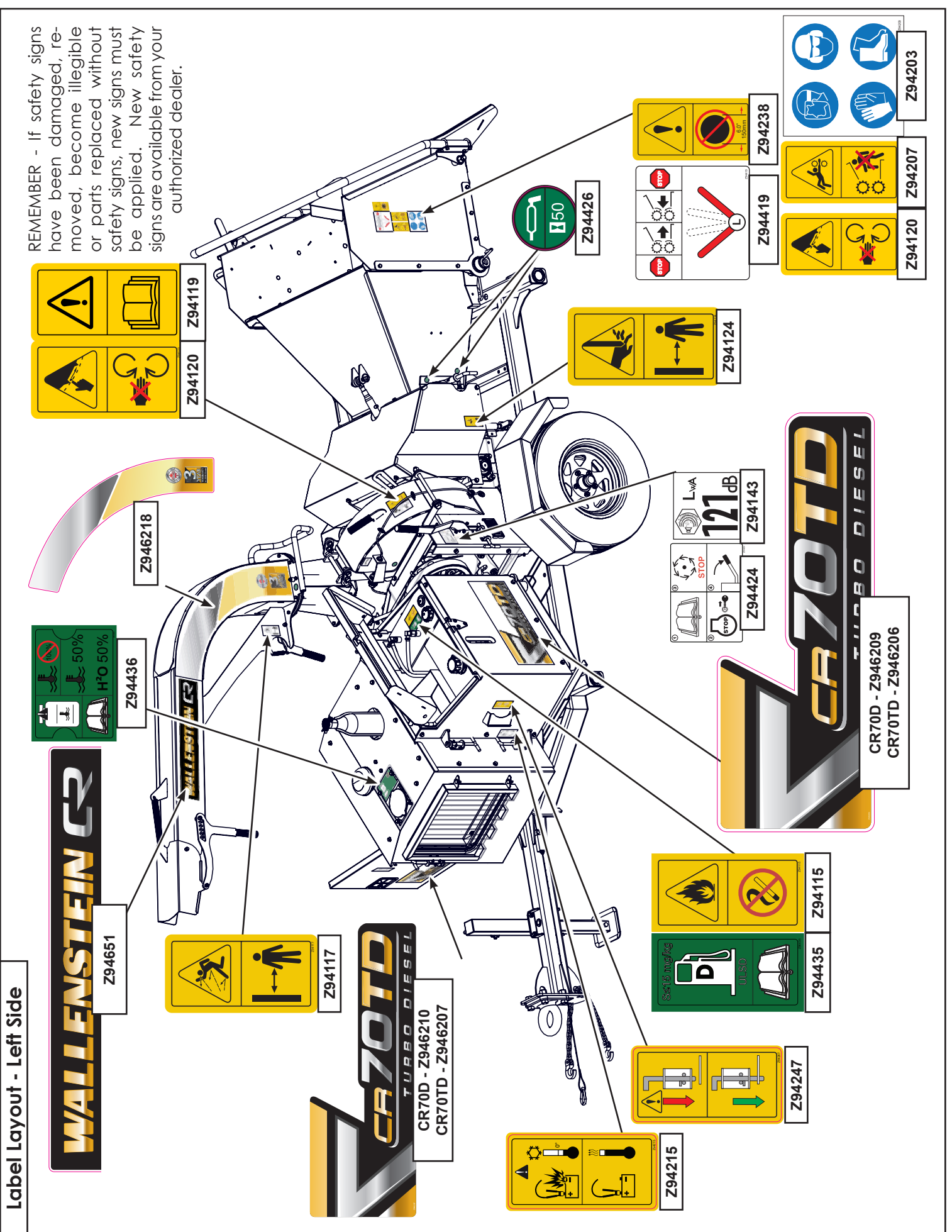
CR70: Label Part Number & Designation List

Prt No.	Description	CR70	CR70EU	CR70D	CR70DEU	CR70TD	CR70TDEU
Z94646	CR70 Model # Decal (Toolbox)	1					
Z94647	CR70 Model # Decal (Engine)	1					
Z946215	CR70 Feed Table Decal	1					
Z946111	CR70eu Model # Decal (Toolbox)		1				
Z946112	CR70eu Model # Decal (Engine)		1				
Z946201	CR70eu Feed Table Decal		1				
Z946210	CR70d Model # Decal (Toolbox)			1			
Z946209	CR70d Model # Decal (Engine)			1			
Z946211	CR70d Feed Table Decal			1			
Z946221	CR70deu Model # Decal (Toolbox)				1		
Z946220	CR70deu Model # Decal (Engine)				1		
Z946222	CR70deu Feed Table Decal				1		
Z946207	CR70td Model # Decal (Engine)					1	
Z946206	CR70td Model # Decal (Toolbox)					1	
Z946208	CR70td Feed Table Decal					1	
Z946212	CR70tdeu Model # Decal (Toolbox)						1
Z946213	CR70tdeu Model # Decal (Engine)						1
Z946214	CR70tdeu Feed Table Decal						1
Z94115	Fire Hazard - No Smoking	2	2	2	2	2	2
Z94116	Driveline - Arm Entanglement Hazard - Keep Hands Away	1	1	1	1	1	1
Z94117	Flying Object Hazard - Keep Back	4	4	4	4	4	4
Z94119	Hazard - Read Manual	2	2	2	2	2	2
Z94120	Rotating Cutter Hazard - Keep Hands Away	6	6	6	6	6	6
Z94124	Decal-Warning Hands	2	2	2	2	2	2
Z94127	Ce Warning Rotating Part	2	2	2	2	2	2
Z94127	Driveline - Hand Entanglement Hazard - Keep Hands Away	1	1	1	1	1	1
Z94143	Noise - 121db Noise	1	1	1	1	1	1
Z94144	Rh Rotation Decal	1	1	1	1	1	1
Z94145	Lh Rotation Decal	1	1	1	1	1	1
Z94167	Hydraulic Rupture Hazard - Keep Back	4	4	4	4	4	4
Z94207	Entanglement Hazard - Do Not Climb In Hopper	4	4	4	4	4	4
Z94209	Counter Clockwise Rotation - Round	1	1	1	1	1	1
Z94215	Frozen Battery Hazard	1	1	1	1	1	1
Z94228	Remove Ignition Key Caution	1	1	1	1	1	1
Z94235	150mm (6.0) Max Material Caution Decal	2	2	2	2	2	2
Z94247	CR Latch Label	1	1	1	1	1	1
Z94414	Roller Feed Chipper - Feed Control Rh	1	1	1	1	1	1
Z94416	CR100 Start Stop			1	1	1	1
Z94419	Roller Feed Chipper - Feed Control Lh	1	1	1	1	1	1
Z94422	Feed Control Lock	1	1	1	1	1	1
Z94423	CR70 Intell.Max.Rpm Instructions	1	1	1	1	1	1
Z94424	CR70 Rotor Lock	1	1	1	1	1	1
Z94426	Grease 50hrs Label	7	7	7	7	7	7
Z94435	Ulsd Label			1	1	1	1
Z94436	Antifreeze Label			1	1	1	1
Z94621	Protection Equipment	2	2	2	2	2	2
Z94621	Intellifeed	1	1	1	1	1	1
Z946217	Right Side Discharge Chute	1	1	1	1	1	1
Z946218	Left Side Discharge Chute	1	1	1	1	1	1
Z94651	CR70 L&R Chute Mid.Wallenstein	2	2	2	2	2	2



REMEMBER - If safety signs have been damaged, moved, become illegible or parts replaced without safety signs, new signs must be applied. New safety signs are available from your authorized dealer.

REMEMBER - If safety signs have been damaged, removed, become illegible or parts replaced without safety signs, new signs must be applied. New safety signs are available from your authorized dealer.



Label Layout - Left Side

Label Layout

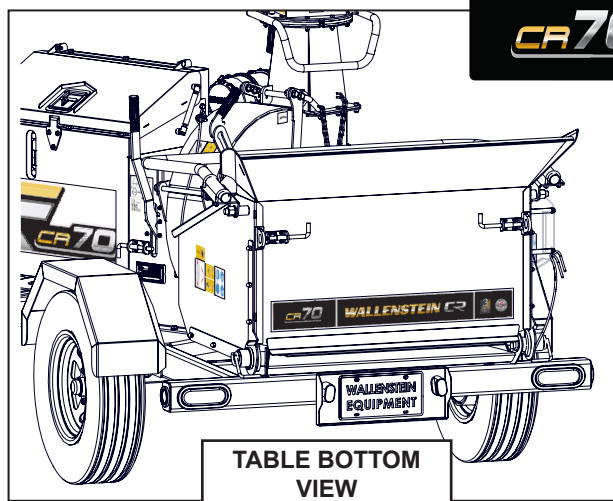


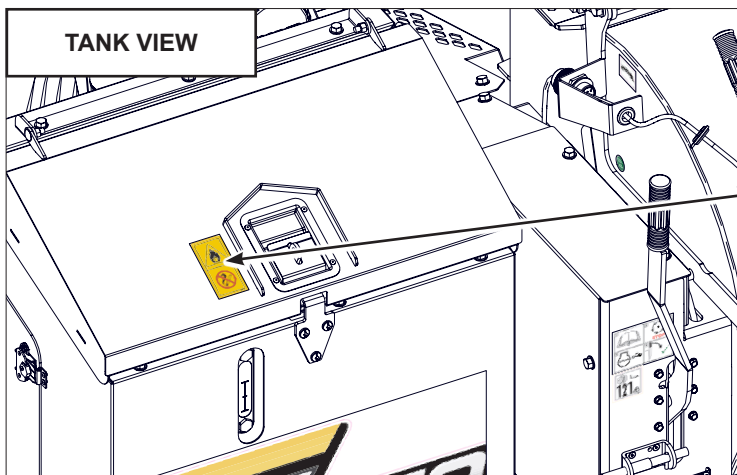
TABLE BOTTOM VIEW

CR70

WALLENSTEIN CR




CR70D - Z946211
 CR70TD - Z946208
 CR70TDEU - Z946214
 CR70DEU - Z946222



TANK VIEW



Z94115



CLEAN OUT VIEW



Z94120

Accessories

#1012L269

**#1012L269 LEDGER CLEARANCE
SETTING GAUGE**For **CR70 Series**

An easy and accurate way of setting the critical clearances between the ledger blade and the rotor chipper blade.